



Infor LX ATP Configuration Guide

Copyright © 2014 Infor

Important Notices

The material contained in this publication (including any supplementary information) constitutes and contains confidential and proprietary information of Infor.

By gaining access to the attached, you acknowledge and agree that the material (including any modification, translation or adaptation of the material) and all copyright, trade secrets and all other right, title and interest therein, are the sole property of Infor and that you shall not gain right, title or interest in the material (including any modification, translation or adaptation of the material) by virtue of your review thereof other than the non-exclusive right to use the material solely in connection with and the furtherance of your license and use of software made available to your company from Infor pursuant to a separate agreement, the terms of which separate agreement shall govern your use of this material and all supplemental related materials ("Purpose").

In addition, by accessing the enclosed material, you acknowledge and agree that you are required to maintain such material in strict confidence and that your use of such material is limited to the Purpose described above. Although Infor has taken due care to ensure that the material included in this publication is accurate and complete, Infor cannot warrant that the information contained in this publication is complete, does not contain typographical or other errors, or will meet your specific requirements. As such, Infor does not assume and hereby disclaims all liability, consequential or otherwise, for any loss or damage to any person or entity which is caused by or relates to errors or omissions in this publication (including any supplementary information), whether such errors or omissions result from negligence, accident or any other cause.

Without limitation, U.S. export control laws and other applicable export and import laws govern your use of this material and you will neither export or re-export, directly or indirectly, this material nor any related materials or supplemental information in violation of such laws, or use such materials for any purpose prohibited by such laws.

Trademark Acknowledgements

The word and design marks set forth herein are trademarks and/or registered trademarks of Infor and/or related affiliates and subsidiaries. All rights reserved. All other company, product, trade or service names referenced may be registered trademarks or trademarks of their respective owners.

Publication Information

Release: Infor LX 8.3.5

Publication date: August 15, 2014

Table of Contents

Chapter 1 Getting Started with ATP	1-1
Introduction to CEA.....	1-2
What is CEA?	1-2
ATP Posting Process and Required Setup	1-4
ATP Process Flow	1-4
ATP Required Setup.....	1-7
ATP Setup within Infor ERP LX.....	1-7
ATP Setup within CEA	1-8
Segment Definition	1-9
Ledger, Book and Journal Source.....	1-10
Ledgers.....	1-10
Books.....	1-10
Override Exchange Rate	1-10
Journal Source	1-10
Macro Definition.....	1-11
Alias Definition	1-13
Processing Advanced Macros.....	1-15
Model Setup.....	1-16
Models Screen	1-16
Line Detail.....	1-17
Account Builder	1-19
Events Definition.....	1-19
Event Screen	1-20
Event Sequence Screen	1-21

Subsystem Event Determination	1-22
Subsystem Event Determination Screen	1-23
Macroable Event Example	1-25
Subsystem Event Origins	1-25
Macros	1-28
Definition of a Macro.....	1-28
When to Use a Macro.....	1-30
Processing Advanced Macros.....	1-31
Displaying Available Macros	1-31
Using a Macro.....	1-31
Information Available Using a Macro	1-32
Creating Additional Macros	1-33
Naming Standards.....	1-33
Manual Subsystem and Fixed Assets Macros.....	1-38
Multiple Currency Processing.....	1-39
Subsystem Parameter Definition.....	1-39
Activation	1-39
Foreign Exchange Reservations.....	1-39
CEA Parameter Definition	1-40
Currencies	1-40
Ledgers.....	1-40
Events.....	1-40
Journal Models	1-41
ATP Processing.....	1-43
Rounding.....	1-48
Error Processing	1-51
Implementation Considerations for Error Processing	1-51
Global	1-51
Order Entry.....	1-51
MLT911B and MLT921B - Revaluation.....	1-52
ACP500 - Invoice Entry.....	1-52
ACP525 - Recurring Payables	1-52

ACP650 - Automatic Payments.....	1-52
ACP700 - Manual Payments.....	1-52
INV920 - Post Inventory to GL.....	1-52
TFM900 - Post Commitment Transactions.....	1-53
CSH500B1/B2 - Draft Processing.....	1-53
CST910 - Labor Ticket Journal Posting.....	1-53
Implementation Considerations.....	1-54
Global.....	1-54
Promotion Processing.....	1-54
Billing.....	1-55
Inventory.....	1-55
Cost.....	1-55
Accounts Payable.....	1-56
Invoicing.....	1-56
Payments.....	1-56
Recurring Payables.....	1-56
Cash Management.....	1-57
Subsystem Cross-Reference.....	1-58
How ATP Builds Journal Entries.....	1-60
Common ATP Issues.....	1-63
Locating Journals.....	1-63
CEA Model Definition – Builder Program.....	1-64
Chapter 2 ATP and Accounts Payable.....	2-1
Accounts Payable Macro Availability.....	2-2
Revaluation Payables.....	2-3
Vendor Invoicing.....	2-6
Vendor Payments.....	2-9
ABK Bank Master.....	2-13
AMH Payments Header.....	2-14
AML Payments Detail.....	2-15
APH Invoice Header.....	2-16
ARL Recurring Payable Line.....	2-19

ARP Recurring Payable Header.....	2-19
ASD Invoice Detail File.....	2-21
ATX A/P Tax History.....	2-34
ATY Vendor Type.....	2-35
AVM Vendor Master.....	2-36
ODH Draft Header.....	2-37
ODL - Draft Lines.....	2-38
OPA Payment Agreement.....	2-38
UFD Revaluation Folios.....	2-39
URD Revaluation Definition.....	2-39
Programs and Accounting Entries.....	2-41
Journal Entry Creation in ACP500.....	2-41
GL Reason Codes ACP500.....	2-42
Subsystem Event Determination ACP500.....	2-42
Events and Event Sequences ACP500.....	2-43
Journal Models ACP500.....	2-44
Journal Entry Creation in ACP525.....	2-56
GL Reason Codes ACP525.....	2-56
Subsystem Event Determination ACP525.....	2-56
Events ACP525.....	2-56
Journal Models ACP525.....	2-57
Journal Entry Creation in ACP650 and ACP700.....	2-59
GL Reason Codes ACP650 and ACP700.....	2-60
Subsystem Event Determination ACP650 and ACP700.....	2-60
Events and Event Sequences ACP650 and ACP700.....	2-60
Journal Models ACP650 and ACP700.....	2-61
Journal Creation in MLT920.....	2-74
GL Reason Codes MLT920.....	2-75
Subsystem Event Determination MLT920.....	2-75
Events and Event Sequences MLT920.....	2-75
Journal Models MLT920 Payable Revaluation.....	2-76
Chapter 3 ATP and Accounts Receivable.....	3-1

Accounts Receivable Macro Availability	3-2
Customer Invoice.....	3-4
Customer Payment.....	3-7
Promotion Processing	3-11
Revaluation Receivable.....	3-13
ABK Bank Master	3-16
ECR Credit Card Order Header	3-17
ECX Credit Card Order Transaction Detail	3-18
IIM Item Master File.....	3-20
ODH Draft Header	3-22
ODL Draft Lines.....	3-22
OPA Payment Agreement.....	3-23
PDM Promotion Master	3-23
PDT Promotions Tracking	3-24
PDX Promotions Invoice Cross Reference	3-30
RAR AR Detail.....	3-32
RCM Customer Master.....	3-36
RCT Customer Type.....	3-39
RPC Credit Card Provider Master	3-41
RTM AR Terms Master.....	3-41
RTP Tax Amount Paid.....	3-42
RTX AR Tax Amount Invoiced	3-43
SIH Invoice History	3-45
SIL Invoice Line History.....	3-49
UFD Revaluation Folios.....	3-52
URD Revaluation Definition.....	3-53
Programs and Accounting Entries	3-54
Journal Entry Creation in ACR300 and ACR500	3-54
GL Reason Codes ACR300 and ACR500	3-57
Subsystem Event Determination ACR300 and ACR500	3-58
Events and Event Sequences ACR300 and ACR500	3-58
Journal Models ACR300 and ACR500	3-59

Journal Entry Creation through ARP	3-84
GL Reason Codes SYS170 - ARP Transactions.....	3-86
Default G/L Reason Code SYS180 for ARP Transactions	3-86
Subsystem Event Determination For ARP Transactions	3-87
Events and Event Sequences - ARP Transactions	3-87
Journal Models - ARP Transactions	3-87
Journal Entry Creation in BIL500	3-94
GL Reason Codes BIL500	3-95
Subsystem Event Determination BIL500	3-95
Events and Event Sequences BIL500	3-96
Journal Models BIL500	3-96
Journal Entry Creation in PRO130.....	3-105
GL Reason Codes PRO130.....	3-106
Subsystem Event Determination PRO130.....	3-106
Events and Event Sequences PRO130	3-106
Journal Models PRO130 Promotion Tracking	3-107
Journal Creation in MLT910	3-114
GL Reason Codes MLT910	3-114
Subsystem Event Determination MLT910	3-115
Events and Event Sequences MLT910.....	3-115
Journal Models MLT910 Receivable Revaluation	3-115
Chapter 4 ATP and Draft Management	4-1
Draft Management Macro Availability.....	4-2
Customer Drafts	4-3
Vendor Drafts.....	4-5
ABK Bank Master	4-7
ATY Vendor Type	4-8
AVM Vendor Master	4-9
ODH Draft Header	4-10
ODL - Draft Lines.....	4-10
OPA Payment Agreement	4-11
RAR AR Detail	4-11

RCM Customer Master.....	4-16
RCT Customer Type.....	4-18
Programs and Accounting Entries	4-20
Journal Entry Creation in CSH500B1.....	4-20
GL Reason Codes for CSH500B1	4-20
Subsystem Event Determination CSH500B1	4-21
Event and Event Sequences CSH500B1.....	4-21
Journal Models CSH500B1.....	4-22
Journal Entry Creation in CSH500B2.....	4-29
GL Reason Codes for CSH500B2	4-30
Business Event Origin (GBE).....	4-30
Subsystem Event Determination CSH500B2	4-31
Event and Event Sequences CSH500B2.....	4-31
Journal Models CSH500B2.....	4-32
Journal Models ACR500	4-40
Chapter 5 ATP and Inventory and Cost Accounting.....	5-1
Inventory and Cost Accounting Macro Availability	5-2
Inventory Processing	5-3
Labor Ticket.....	5-5
AVM Vendor Master	5-8
HPC Commodity Master.....	5-9
IIC Item Class	5-10
IIM Inventory Master.....	5-10
ILM Location Master	5-13
ITC Inventory Transaction Costing.....	5-13
ITH Transaction History.....	5-18
IWM Warehouse Master.....	5-23
RCM Customer Master.....	5-23
Programs and Accounting Entries	5-26
Journal Entry Creation in CST910.....	5-26
Procedure for Labor Ticket Journal Posting	5-26
Financial Reason Codes CST910.....	5-27

Financial Event Classes and Financial Event Class Rules CST910	5-27
Financial Models CST910	5-28
Journal Entry Creation in INV920.....	5-32
Financial Reason Codes INV920.....	5-33
Subsystems INV920.....	5-34
Financial Event Classes and Financial Event Class Rules INV920	5-34
Financial Models INV920 Inventory Transactions Post to G/L	5-35
Chapter 6 BTP, Manual Subsystem Journals, Fixed Assets.....	6-1
Macro Availability	6-2
GBH Batch Header File	6-2
GBL Batch Line Detail File	6-5
Programs and Accounting Entries	6-10
Journal Entry Creation in Batch Transaction Processing CLD501	6-10
GL Reason Codes.....	6-10
Subsystem Event Determination.....	6-10
Events and Event Sequences CLD600D	6-11
Journal Models CLD600D Manual Subsystem	6-11
Journal Entry Creation in CLD600D	6-11
Procedure for Manual Subsystem Journal Posting.....	6-11
GL Reason Codes.....	6-12
Subsystem Event Determination.....	6-12
Events and Event Sequences CLD600D	6-12
Journal Models CLD600D Manual Subsystem	6-12
Journal Entry Creation in Fixed Assets	6-13
G/L Reason Codes in Fixed Assets	6-14
Subsystem Event Determination.....	6-14
Event Definition	6-14
Journal Models Fixed Assets	6-15
FXA500 Journal Entry Creation for Period End Transactions	6-15
FXA520 Journal Entry Creation for Asset Transfers.....	6-15
FXA160 Journal Entry Creation for Asset Data	6-15

Chapter 7 ATP and Trade Funds Management	7-1
Trade Funds Management Macro Availability.....	7-2
TMG Trade Fund Programs.....	7-2
TMH Commitments Transactions History.....	7-3
Program and Accounting Entries.....	7-4
Journal Entry Creation in TFM900.....	7-4
Reason Codes TFM900.....	7-5
Subsystem Event Determination TFM900.....	7-5
Events and Event Sequences TFM900.....	7-5
Journal Models TFM900 Trade Funds Transactions Post to G/L.....	7-6
Chapter 8 Cartera	8-1
Cartera Macro Availability.....	8-2
Cartera.....	8-2
CARWD Selected Documents.....	8-5
ABK Bank Master.....	8-12
RCM Customer Master.....	8-13
Programs and Accounting Entries.....	8-16
Journal Entry Creation in CAR500.....	8-16
GL Reason Codes for CAR500.....	8-17
Subsystem Event Determination CAR500.....	8-17
Event and Event Sequences.....	8-17
Journal Models CARTERA: CAR500.....	8-17
Journal Entry Creation in CAR100D.....	8-19
GL Reason Codes for CAR100D.....	8-19
Subsystem Event Determination CAR100D.....	8-20
Event and Event Sequences CAR100D.....	8-20
Journal Models CARTERA: CAR100D.....	8-21
Journal Entry Creation in CAR550B3.....	8-25
GL Reason Codes for CAR550B3.....	8-26
Subsystem Event Determination CAR550B3.....	8-26
Events and Event Sequences CAR550B3.....	8-27
Journal Models CARTERA: CAR550B3.....	8-27

Journal Entry Creation in CAR580B3.....	8-32
GL Reason Codes for CAR580B3	8-33
Subsystem Event Determination CAR580B3	8-33
Events and Event Sequences.....	8-33
Journal Models CARTERA: CAR580B3	8-34
Journal Entry Creation in CAR550D3	8-35
GL Reason Codes for CAR550D3	8-36
Subsystem Event Determination CAR550D3	8-36
Events and Event Sequences CAR550D3	8-36
Journal Models CARTERA: CAR550D3	8-37
Journal Entry Creation in CAR530B3.....	8-38
GL Reason Codes for CAR530B3	8-38
Subsystem Event Determination CAR530B3	8-38
Events and Event Sequences CAR530B3.....	8-39
Journal Models CARTERA: CAR530B3	8-39
Journal Entry Creation in CAR535D1	8-41
GL Reason Codes for CAR535D1	8-42
Subsystem Event Determination CAR535D1	8-42
Events and Event Sequences CAR535D1	8-43
Journal Models CARTERA: CAR535D1	8-44
Journal Entry Creation in CAR535D2	8-48
GL Reason Codes for CAR535D2	8-48
Subsystem Event Determination CAR535D2	8-49
Events and Event Sequences CAR535D2	8-49
Journal Models CARTERA: CAR535D2	8-50
Journal Entry Creation in CAR555B3.....	8-54
GL Reason Codes for CAR555B3	8-54
Subsystem Event Determination CAR555B3	8-55
Events and Event Sequences CAR555B3.....	8-55
Journal Models CARTERA: CAR555B3	8-55
Journal Entry Creation in CAR555B7.....	8-63
GL Reason Codes for CAR555B7	8-64

Subsystem Event Determination CAR555B7	8-64
Events and Event Sequences CAR555B7.....	8-64
Journal Models CARTERA: CAR555B7	8-65
Journal Entry Creation in CAR951B.....	8-68
GL Reason Codes for CAR951B	8-69
Subsystem Event Determination CAR951B	8-69
Events and Event Sequences CAR951B.....	8-69
Journal Models CARTERA: CAR951B	8-69
Journal Entry Creation in CAR953B.....	8-71
GL Reason Codes for CAR953B	8-71
Subsystem Event Determination CAR953B	8-71
Events and Event Sequences CAR953B.....	8-72
Journal Models CARTERA: CAR953B	8-72
Journal Models MLT910B1 Cartera Revaluation.....	8-73
Journal Entry Creation in CAR120D2	8-75
GL Reason Codes for CAR120D2.....	8-76
Subsystem Event Determination CAR120D2	8-77
Events and Event Sequences CAR120D2	8-77
Journal Models CARTERA: CAR120D2	8-78
Journal Entry Creation in CAR110B2.....	8-82
GL Reason Codes for CAR110B2	8-83
Subsystem Event Determination CAR110B2	8-83
Events and Event Sequences CAR110B2.....	8-83
Journal Models CARTERA: CAR110B2	8-84
Journal Entry Creation in CAR115D2	8-85
GL Reason Codes for CAR115D2.....	8-86
Subsystem Event Determination CAR115D2	8-86
Events and Event Sequences CAR115D2	8-87
Journal Models CARTERA: CAR115D2	8-87
Chapter 9 ATP and Infor Payroll.....	9-1
Payroll Macro Availability.....	9-2
PYPCL Employee Check Ledger File	9-2

PYPIL Employee Income Ledger File	9-5
PYPDL Employee Deductions Ledger File	9-9
PRPMS Employee Root Master File	9-12
PYPCA Checking Account Control File.....	9-13
Programs and Accounting Entries	9-14
Journal Entry Creation in PYGMEGL.....	9-14
GL Reason Codes for PYGMEGL	9-15
Subsystem Event Determination PYGMEGL.....	9-15
Event and Event Sequences.....	9-16
Journal Models PYGMEGL	9-16
Appendix A Mapping Fixed Assets GBH/GBL from GJW.....	A-1
GJW Mapping to GBH	A-2
GJW File Mapping to GBH File Notes.....	A-4
GJW Mapping to GBL.....	A-5
GJW File Mapping to GBL File Notes	A-7
Mapping Example	A-9
GJW File Results.....	A-9
GBH File Update Performed By CLD720.....	A-10
GBL File Update Performed By CLD720	A-11
Company 57	A-12
Model: FXAPEND.....	A-13
EVENT: 57FA.....	A-14
Appendix B Batch Transaction Processing Examples.....	B-1
Overview	B-2
Transaction Formats.....	B-3
Format 1: Using GBH and GBL.....	B-3
Format 2: Using GBH, GBL, and Line Types.....	B-3
Format 3: Using GBH Only.....	B-4
Example 1(a): GBH and GBL	B-5
Case Facts for USA Company	B-5
GBH File	B-6

GBL File.....	B-6
Example 1(b): Using Aliases	B-8
GBH File	B-9
GBL File.....	B-9
Example 2: GBH and GBL with Line Types	B-11
Case Facts for ABC Inc.....	B-11
Case Facts for French Parent Company.....	B-12
GBH File	B-14
GBL File.....	B-14
Example 3: Using GBH Only	B-16
Case Facts for XYZ Inc.	B-16
Appendix C Macro Quick Reference Guide	C-1

Chapter 1 Getting Started with ATP

1

This chapter introduces you to Configurable Enterprise Accounting (CEA) and its Advanced Transaction Processing (ATP) functionality.

The chapter consists of the following topics:

Topic	Page
Introduction to CEA	1-2
ATP Posting Process and Required Setup	1-4
Macros	1-29
Multiple Currency Processing	1-40
Rounding	1-49
Error Processing	1-52
Implementation Considerations	1-55
How ATP Builds Journal Entries	1-61
Common ATP Issues	1-64

Introduction to CEA

Configurable Enterprise Accounting (CEA) is a suite of four products that represent the core of the Infor™ ERP LX Configurable Enterprise Financials (CEF). CEA development is based upon the Infor architecture and technology strategy that includes the following concepts:

- Interoperable Tool Set
- Platform Interdependence
- Client/Server
- Object-Oriented Development
- Message-Based Architecture

CEA consists of four individual products: Configurable Ledger (CLD), Advanced Budgeting and Analysis (CBA), Enterprise Structures and Consolidations (ENT), and Configurable Currency Translation (CCT). CEA includes one integration approach: Advanced Transaction Processing (ATP).

What is CEA?

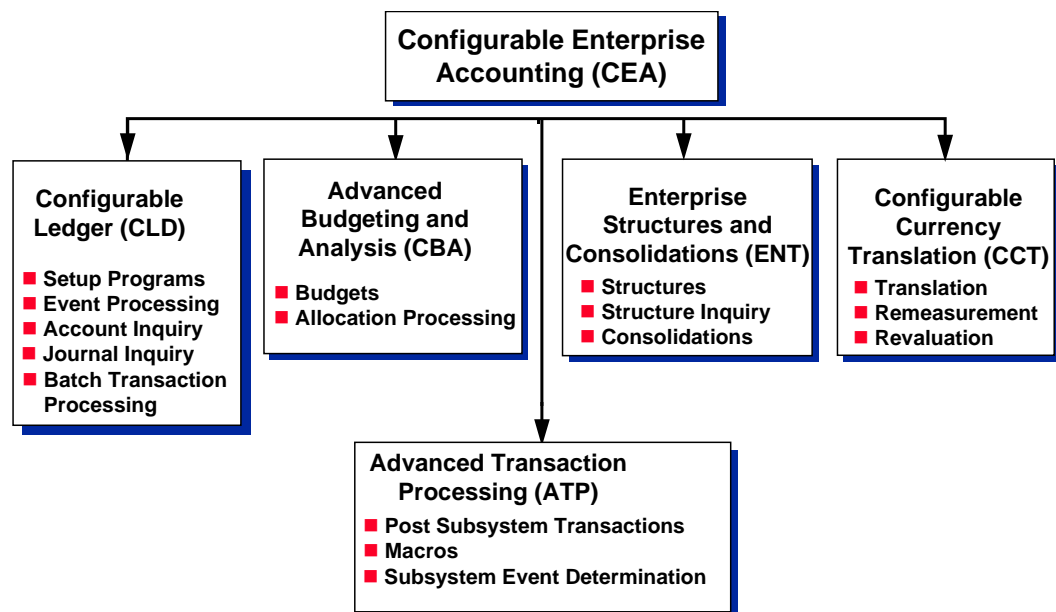


Figure 1-1: Components of Configurable Enterprise Accounting

This document provides information about the integration approach of ATP.

- ATP Posting Process and Required Setup
- Macros
- Programs and Accounting Entries
- Multiple Currency
- Error Processing
- Rounding
- Implementation Considerations
- Macro Quick Reference Guide

If we update this document after the product release, we will post the new version on this website: www.infor.com/inforxtreme.

ATP Posting Process and Required Setup

ATP is an event-driven process that maximizes the flexibility of the CEA products. ATP provides configurable transaction processing that uses a common posting engine. The posting engine allows you to configure transaction processing using events, models, and macros.

This section provides setup information required to complete Advanced Transaction Processing.

- ATP Process Flow
- ATP Required Setup
- Segment Definition
- Ledgers, Book and Journal Source
- Macro Definition
- Alias Definition
- Model Setup
- Events Definition
- Subsystem Event Determination

ATP Process Flow

Before you begin setting up the ATP process, it is helpful to understand the ATP process flow. The following diagram illustrates how ATP processes a subsystem transaction posting. Applications with dotted line boxes are optional steps.

Note: The ATP process detailed here is applied to the Post Immediate journal processing method. If you select another processing method, the event sequence will vary. The CEA Subsystem Integration Workshop (CSI) discusses the processing methods in detail.

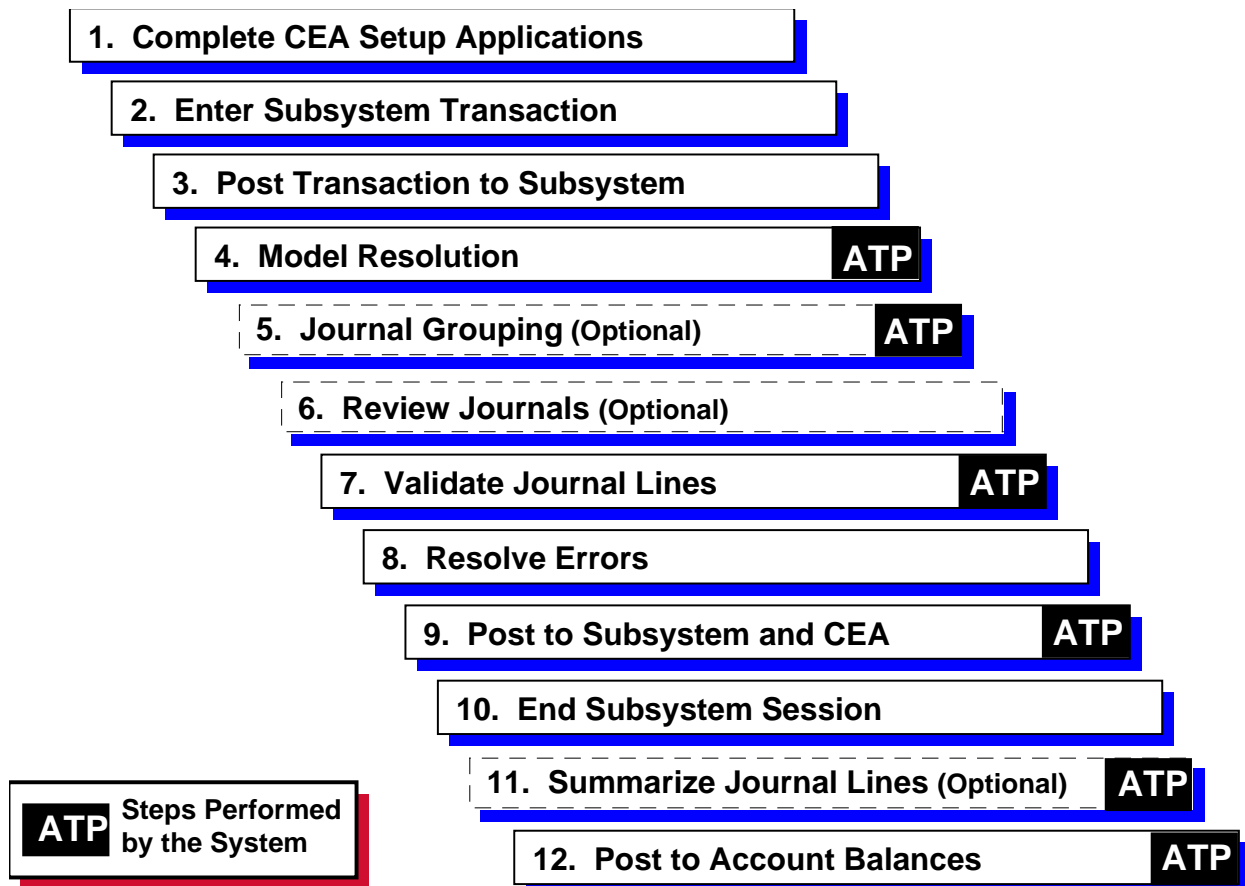


Figure 1-2: ATP Process Flow

- 1 Complete Infor ERP LX and CEA setup for ATP. This is a one-time set up procedure completed prior to posting any transactions.
- 2 Input the Infor ERP LX transaction, including the transaction reason code. The system uses the reason code and the subsystem program to retrieve the correct event. This combination was defined in step 1 using Subsystem Event Determination. The event name is displayed during entry of a specific Infor ERP LX transaction.
- 3 Accept (Post) the Infor ERP LX transaction.
- 4 Within the scope of ATP, model resolution is the process of converting events and models into actual journal entries. ATP uses macros and advanced macros to identify which subsystem master files and parameter list data are used to build accounts in each journal entry.
- 5 Infor ERP LX performs Journal Grouping, a process that groups like transactions together if you select this option during Event set up at the Event Sequence level. If the current transaction qualifies for grouping, it acquires

the journal number of a previous like transaction within the same session. Journal entries qualify as like transactions if they have the same event, ledger, book, journal posting date, journal source, transaction currency, and exchange rate.

- 6 ATP displays review screens if you selected the *Review Generated Journal* option, and interactive processing is available for that program. This is specified at the Event Sequence level. The review screens allow you to review and make changes to the resolved journal lines. You have the ability to:
 - Review segment values to see resolved macros and aliases
 - Change segment values
 - Add additional journal lines
 - Delete unnecessary or zero amount journal lines
 - Change journal line amounts
 - Add or change analysis fields
 - Add or change notes
 - 7 Infor ERP LX checks the journal lines for accuracy. This step is equivalent to running the CEA Events Processing application.
 - 8 On-line confirmation of any errors found during processing appears when you display the review screens. The system also generates an error report if there are errors.
 - 9 If no errors are received, Infor ERP LX posts the transaction and saves the journal. You can then input the next transaction, and another cycle starts.
 - 10 To end the session, exit the specific Infor ERP LX transaction program.
 - 11 The system performs Summarization, a process of summarizing two or more like journal lines within a journal into one journal line based on matching accounts. You select this option during Segment Setup at the Natural Account level or during Ledger setup at the Journal Source level.
 - 12 When posting to account balances, all journal entries are posted to a suspense data base if you selected the *Approve Journal before Posting* option. This option is selected during Event setup at the Event level and requires journal entries to be approved prior to posting the transaction. If you do not select this option, posting to account balances occurs automatically.
-

ATP Required Setup

ATP requires minimal setup within Infor ERP LX. The more complex ATP setup for CEA includes the seven CEA applications outlined in this section.

ATP Setup within Infor ERP LX

After ATP is installed, define the following system parameters within Infor ERP LX:

- 1 Ensure that ATP is listed as an installed product using the Installed Products Format Program within System Parameters.
 - 2 Activate document sequencing for Billing and Accounts Receivable if either of these subsystems interfaces to CEA with ATP. Establish the following parameters:
 - Billing System Parameters (BIL820D)
 - Company Prefix Document Sequencing = 1 (On)
 - You may also activate document sequencing for Accounts Payable in A/P Application Control Maintenance (ACP180)
 - Prefix Specific Numbering = 2.

Assign the sequence number at invoice entry and at the time the invoice is logged.
 - 3 Establish document sequencing controls within Document Sequence Maintenance (ACR160) for all document types. For Accounts Receivable and Billing transactions this program is accessed via the Accounts Receivable Maintenance Menu. For Accounts Payable transactions this program is accessed from the Accounts Payable Maintenance Menu.
 - 4 If you use document sequence prefixes, define document sequence prefixes at the customer and vendor levels. Otherwise, establish document sequencing controls for a document sequence prefix defined as blanks.
 - 5 Activate the Record Tax History to record invoice summary history in the Tax System Parameters Maintenance program, SYS810.
 - 6 Assign Global currency to a valid currency in the Multi-Currency System Parameters application in the System Parameters product (SYS).
 - 7 Use the Company Maintenance program to ensure that each Infor ERP LX company has a valid base currency.
-

- 8 Review the CEA Application Control Parameters (CEA820D). Select Analysis Fields to allow your journal analysis fields to be resolved and stored. Select Retain Summarized Journal Lines to retain the summarized journal lines.

Note: Set up summarization requirements for the natural account in the Segments Application and/or Ledgers, Book, and Journal Source Applications.

ATP Setup within CEA

The following diagram illustrates the setup sequence for the CEA applications that support Infor ERP LX subsystem transactions.

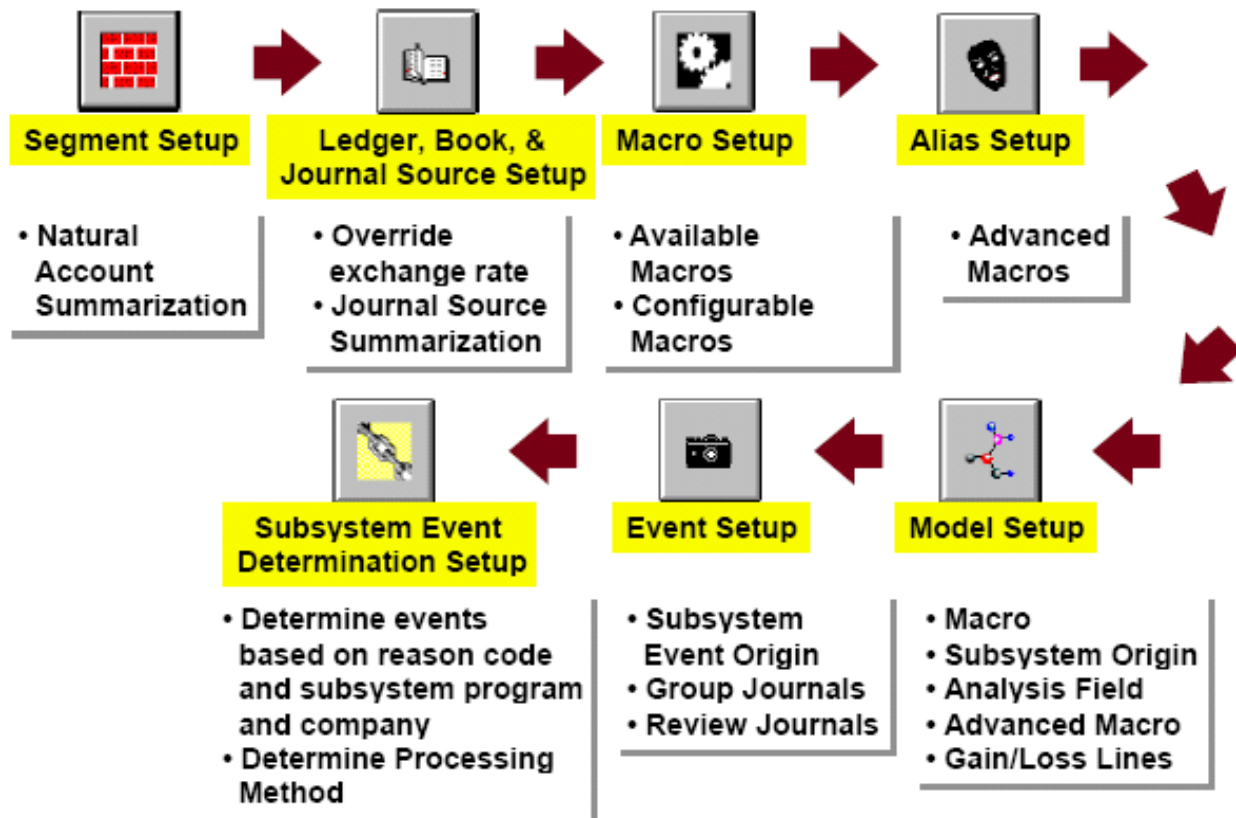


Figure 1-3: Application Setup Sequence to Support Subsystem Transactions

- Segments
- Ledgers
- Macros
- Alias

- Models
- Events Definition
- Subsystem Event Determination

Overviews of these applications are provided in the following sections. For additional details, refer to the CEA online help.

Segment Definition

Segment Definition, CEA100D1, allows you to define Account Segments (GSG) and Account Segment Values (GSV). Segments are user-defined categories used to track information within a chart of accounts. Examples of segments include Account, Subaccount, Company, Project, Region, and Profit Center.

System i Home		CEA100D1 Segment Definition *		
Segment Value Definition				
◀ ▶		Actions ▾	🖨️ Copy URL ▾	ERPLX 8.3.5 TST+RLS+Base (CH0-55) ▾
Revise			Language	Base
Segment	CURRENCY	Segment Value	FRA	
Description	FRENCH FRANC			
Natural Account Type	(0=No,1=Asset,2=Expense,3=Income,4=Liability 5=Retained Earnings,6=Statistic)			
Natural Account Value	(0=Debit,1=Credit)			
Unit of Measure				
Translation Method:	(0=None,1=Balance Sheet Basis,2=Net Period Basis)			
Translation Rate Type:				
Create Historical Rates:	(0=No, 1=Yes)			
Remeasurement Method:	(0=None,1=Balance Sheet Basis,2=Net Period Basis)			
Remeasurement Rate Type:				
Create Historical Rates:	(0=No, 1=Yes)			
Summarization	(0=None, 1=Summary Only, 2=Summary with Detail)			

Figure 1-4: Segment Value Definition

Segment Values

Segment values are codes that you define for a specific segment. For example, within a segment called Region, you can define its segment values as North, South, East, and West.

Summarization

The following summarization options are available if the segment is defined as a natural account:

Selection	Description
None	Journal lines are not summarized (detail lines are kept).

Selection	Description
Summary Only	Only the summary journal line is kept. Detail journal lines are discarded unless the natural account has summary with detail as a summarize option.
Summary with Detail	Both the summary journal line and the original detail lines are kept.

Ledger, Book and Journal Source

The Ledger, Book and Journal Source program enables you to define and maintain ledgers (GDS), books (GTY), and journal sources (GJR).

Ledgers

Ledgers represent the organizational entity in CEA. A ledger can be a legal entity, such as a corporation, a capital projects ledger, or an operating ledger for a business unit or division. Select the period table and chart of accounts to define a ledger, and then assign books to that ledger.

Books

Books allow you to maintain different types of information within a ledger. Each book inherits the ledger's period table and chart of accounts. It also includes additional information such as period close overrides, book currency, journal numbering options, and book close status. Examples of books include: Actual Dollars, Budget Dollars, Actual French Francs, and Statistics.

Override Exchange Rate

ATP uses the transaction date to retrieve the associated rate from the CEA exchange rate file (GCC). If you select the Override Exchange Rate field, the system uses the exchange rate entered as part of the Infor ERP LX transaction when it calculates book amounts and posts journals to the book. This occurs when the book currency is equal to the transaction company's base currency.

Journal Source

The journal source allows you to group like journal entries created for a book.

System i Home [CEA105D1 Ledger, Book and Jo](#) ^x

Journal Source Definition

◀ ▶ | Actions ▾ | Copy URL ▾ | ERPLX 8.3.5 TST+RLS+Base (CH0-55)

Revise

Ledger ABCLDGR

Book EUR

Year 2002

Source BT

Period 0

Summarization (0=None,1=Summary Only,2=Summary with Detail)

Figure 1-5: Journal Source Definition

Summarization

The following summarization options are available if the segment is defined as a natural account:

Selection	Description
None	Journal lines are not summarized (detail lines are kept).
Summary Only	Only the summary journal line is kept. Detail journal lines are discarded unless the natural account has Summary with Detail as a summarize option.
Summary with Detail	Both the summary journal line and the original detail lines are retained.

Macro Definition

The Macro Definition program allows you to view the Infor ERP LX pre-defined available macros, advanced macros (GAM), and configurable macros. Macros are small programs defined to retrieve subsystem information from existing Infor ERP LX files. The macros application also allows you to create your own macros. Refer to the *Configurable Macros User Guide* for additional information.

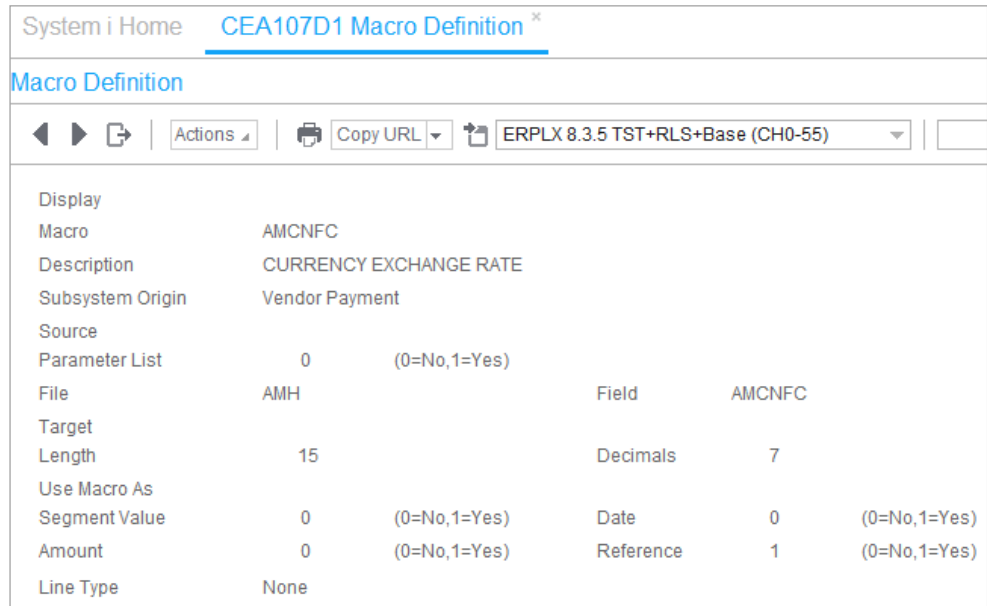


Figure 1-6: Macro Definition

Types	Description
Macros	Macros retrieve data from Infor ERP LX databases that are directly posted as an amount value, account segment, statistic, or reference in the journal model. No user setup is required. The Macros application includes all available macros created.
Advanced Macros	Advanced macros also retrieve data from the Infor ERP LX database. The retrieved data is used as the key to the CEA Alias application. The alias is a shortened representation of a group of segment values. You can use any macro that has been designated as Use as Segment Value as an advanced macro. The Macro application includes a number of pre-defined macros that you can specifically use as advanced macros.

Types	Description
Configurable Macros	Configurable macros also retrieve data from the Infor ERP LX database. A configurable macro then performs an operation (numeric, character, or special) on the retrieved data. For example, a configurable macro could retrieve sales revenue, and then multiply the value by a percentage to calculate sales revenue. Refer to the <i>Configurable Macros User Guide</i> for details.

When the system executes each transaction, any macro in the model definition resolves.

You can use a macro to access any data that exists in files that are open during a subsystem process, as defined in the Macro Availability Table.

The Macros application does not require user setup. The Models, Aliases, and Subsystem Event applications allow references to macros.

Alias Definition

The Alias Definition program allows you to resolve segment values during model resolution. An alias is a shortened name for a segment value or group of segment values. An alias can represent either of the following:

- A complete account that contains segment values for all segments in its chart of accounts.
- Any number of contiguous segments in a chart of accounts (a partial account string).

The system resolves aliases and translates aliases into segment values during Events Processing. If ATP encounters an alias during Events Processing, it resolves that alias.

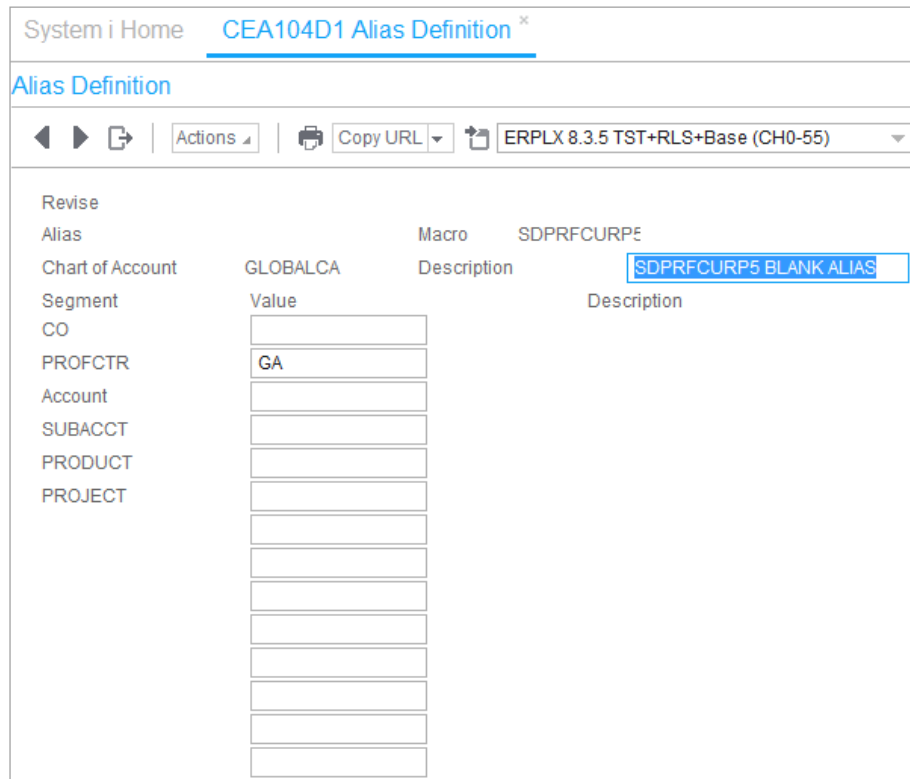


Figure 1-7: Alias Setup in Alias Definition

You can define the following information in the Alias Definition screen:

Option	Description
Alias	Enter a unique value to identify the alias. You can then use this shortened name in place of all the segment values in model lines. If a macro is assigned, the alias value is the expected value for this macro.
Chart of Accounts	Enter the chart of accounts for which the alias is being defined.
Macro	Select a macro name from a list of available macro names. This creates an advanced macro. (Optional)
Segment Value or Values	Enter the segment value or values that resolve when the alias is used.

You can create an advanced macro if you specify both an alias and a macro. The returned value of the resolved macro is the unique value that identifies the alias to be resolved.

For example, assume the following information:

The subsystem transaction is a vendor invoice for electricity.

Country	USA
Profit Center	MFG
Account	20645 (electricity)
Sub-account	F/G1 (finished goods warehouse)
Product Line	MARK (markers)
Vendor	6000
Vendor Type	UTIL

The model contains a line with the following data. The equal sign represents macros and the X represents an advanced macro. In this example VI01TPAPAC is an advanced macro.

CTY	PROFIT CTR	ACCOUNT	Adv	SUB-ACCT	PRODUCT LN
USA	=VTLPC	=VI01TPAPAC	X		

The alias file contains a record with the following data.

Alias Name	Macro Name	CTY	PROFIT CTR	ACCOUNT	SUB-ACCT	PRODUCT LN
UTIL	VI01TPAPAC			20645	F/G1	MARK

The returned value of the resolved macro is cross referenced to the alias UTIL. The journal line written from the model line above is illustrated below.

CTY	PROFIT CTR	ACCOUNT	SUB-ACCT	PRODUCT LN
USA	MFG	20645	F/G1	MARK

In addition, if another alias was set up that cross-references the same macro VTLPC, the segment values for this alias will also be retrieved. Model Resolution does not allow multiple aliases to resolve to the same segment value. For example, an error occurs if the alias UTIL for macro VTLPC resolves to both the profit center segment and the account segment. The alias UTIL for macro VTLPC and macro VI01TPAPAC would both resolve the account segment.

Processing Advanced Macros

Advanced macro processing occurs when the model resolution program encounters a model line segment that is identified as an advanced macro. An advanced macro signals the model resolution program to perform an extra resolution step as described in the following.

- 1 Regular macro resolution is performed.
- 2 The value of the macro returned from the subsystem transaction, the chart of accounts, and the name of the macro just resolved are combined to retrieve a record from the Alias file.
- 3 The corresponding alias segment values are placed in the resulting journal entry line.

Note: When using an advanced alias from numeric fields, such as macros DTNMLN, DTNMBR, or DTLINE, you must enter leading zeros for the alias in numeric fields. For example, alias 000050 would resolve for Promotion 50 (length 6, numeric). Alias 002 for macro DTLINE would resolve for line number 2 (length 3, numeric).

Model Setup

The Model Setup program allows you to create and maintain journal models. Journal models are the basis of all journal entry activity in CEA. Models define the accounting journal entry template for each event sequence. An event sequence contains models that create journal entries during event processing.

Models correspond to a specific chart of accounts and journal source. Models contain one or more model lines that contain accounts, an amount, statistical values, reference information, and other information. You can change most resolved model line information during the optional review process (CEA510D), although you cannot change the model itself.

The following diagram illustrates how to use the Models screen to define and view ATP information:

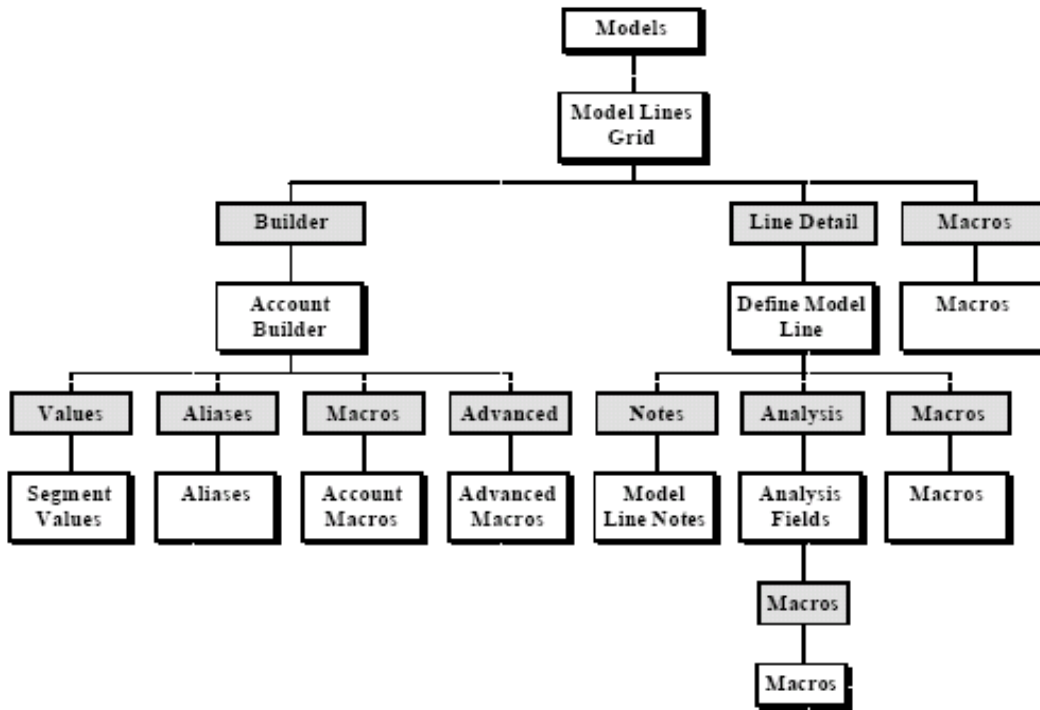


Figure 1-8: Define and View ATP Information with the Models Screen

Models Screen

You can define the following ATP information in the Models screen.

Option	Description
Journal Entry	Identifies the journal source and journal entry numbers for journal entries created from the model.
Reversing Entry	Identifies the journal source, journal entry number, and timing of a reversing journal entry.
Chart of Accounts	Identifies the chart of accounts that this model is used for.
Subsystem Origin	Identifies the subsystem process associated with the model. This value is used to filter macro information.
Model Line Grid	The grid displays the lines defined for each model. The following ATP fields appear in the model line grid.

Option	Description
	<p>Segments Identifies values for the segments in the accounts or the method by which the values are determined. The Account Builder option aids you in defining these account segments.</p>
	<p>Debit Macro Identifies the macro that resolves into the Debit Amount field. If you enter a value, keep the Debit Amount field blank.</p>
	<p>Credit Macro Identifies the macro that resolves into the Credit Amount field. If you enter a value, keep the Credit Amount field blank.</p>
	<p>Statistics Macro Identifies the macro that resolves into the Statistics field. If you enter a value, keep the Statistics Quantity field blank.</p>

Line Detail

The Model Lines screen contains several fields that you can only use when the model is for a subsystem event. You can define the following information in the Model Lines screen.

Option	Description
Reference Data	Enter the reference values or the macros that resolve into reference data.
Write Zero Amount	Indicates that a journal line should be written even if the amount is zero.
Gain or Loss Indicator	Indicates that a particular model line is used in gain or loss processing. ATP uses this indicator during model resolution to determine when to calculate gain or loss. The field has four values:
0	Not a Gain or Loss Line. The regular exchange rate processing executes; multiplies the current (payment) exchange rate by the value returned from macro resolution.
1	Positive Gain or Loss Line. ATP writes the line when the gain or loss calculation result is a positive number.

Option	Description
2	Negative Gain or Loss Line. ATP writes the line when the gain or loss calculation result is a negative number.
3	Invoice Line. Invoice exchange rate processing executes; multiplies the value returned from macro resolution by the invoice exchange rate.
Notes	Enter additional user-defined notes detailing the journal entry transactions.
Analysis Fields	<p>The Analysis Fields screen allows you to enter additional reference information at the Model Line level that can be used for analysis. The Analysis Fields screen is optional.</p> <p>If you use an on-line subsystem process, you can add or maintain the Analysis fields during the review process, Maintain Events, or Approve Events within Events Processing. If you use a batch process, you can add or maintain the Analysis fields only during Maintain Events or Approve Events within the Events Processing application. You can define the following information in the Analysis Fields screen:</p>
Analysis Fields 1-6	You can enter a value or the name of a macro that resolves into the Analysis field.
Analysis Numeric 1-2	You can use numeric data for other types of analysis. You cannot enter macros as analysis numbers; however, you can enter numeric data during the review process or during Maintain Events or Approve Events within the Events Processing application.
Analysis Date group box	<p>Analysis Date 1-2. You can enter a date used for other types of analysis. If you enter a value in the Analysis Date field, the Macro field is disabled.</p> <p>Macro 1-2. You can enter the name of the macro that resolves into the corresponding Analysis Date field.</p>

Option	Description
Macros	You can open the Macros screen that displays the list of macros used for the model. If the Subsystem Origin for the model is a subsystem (contains a value other than None), the Macros button is available.

Account Builder

The Account Builder screen allows you to define the account segments for a model line. Once the chosen segment value is retrieved, it is automatically placed into the grid in the Define Model screen.

You can define the following information in the Account Builder screen.

Option	Description
Segment Values	Displays a list of all valid values for the segment.
Alias	Displays a list of all valid aliases for the segment.
Macro button	Displays a list of all valid macros for the identified subsystem origin.
Advanced Macro button	Displays a list of all valid advanced macros for the identified subsystem origin. You can select the Advanced Macro check box in the grid to identify advanced macros.

Events Definition

The Events Definition program allows you to create and maintain events that are the basis of all journal entry activity in CEA. You can use the Events Definition application to process information from the subsystems, or create and post manual journal entries. Events consist of one or more event sequences. Each sequence contains a ledger, book, and model.

Events contain one or more models or allocations that define the accounting for that particular transaction. Each model creates a journal entry during Events Processing. Within an event, a model is assigned to a specific ledger and book. Therefore, an event can post the same accounting entry to multiple ledgers and books simultaneously by assigning a model to a specific ledger and book. Events then post to all or none of the models. This process retains the integrity of the transaction by updating all or none of the affected ledgers and books.

Event Screen

You can define the following ATP information in the Event screen.

Option	Description
Event Origin	Select the appropriate event origin. If the event is for a subsystem process, you must select the Subsystem option.
Subsystem Event Origin	If the event origin is for a subsystem process, you must select the applicable subsystem origin.
Allow Journals in Error	Select this option to allow the subsystem to store journal entries in error. De-select this option if you do not want to store journal entries in error. If you select this option and journal entries are created in error, you must revise the event in the Events Processing application before it posts to account balances. The system reports all errors through error processing.
Approve Journals Before Posting	If you select this option, approval is required before you can post the entries to the general ledger balance file (GSB).

The following is an example of the Event screen.

The screenshot shows the 'Event Maintenance' interface for 'CEA109D1 Event Definition'. The 'Event' field is set to 'CEAABC' and the 'Description' is 'Post balances to ABC ledger'. The 'Event Origin' is 'Manual Adjustment' and the 'Subsystem Origin' is 'NONE'. The 'Allow Journals in Error' field is set to '0' (No) and 'Approve Journals before Posting' is set to '1' (Yes). Below these fields is a table with columns: Act, Sequence, Ledger, Book, Model, and Status. The table contains one row with values: [empty], 10, ABC, ACTUALS, CEAABC, and ACTIVE.

Revise						
Event	CEAABC					
Description	Post balances to ABC ledger					
Event Origin	Manual Adjustment					
Subsystem Origin	NONE					
Allow Journals in Error	0	(0=No, 1=Yes)				
Approve Journals before Posting	1	(0=No, 1=Yes)				
Act	Sequence	Ledger	Book	Model	Status	
[empty]	10	ABC	ACTUALS	CEAABC	ACTIVE	

Figure 1-9: Event Setup in Event Maintenance

Event Sequence Screen

You can define the following information in the Event Sequence screen.

Option	Description
Post Only on Currency Match	<p>If you select this option, the event sequence posts to the ledger and book combination only if the transaction currency equals the book's currency. If you do not select this option, the event sequence always posts to the ledger and book combination regardless of the transaction and the book currencies.</p>
Journal Grouping	<p>If you select this option, the system combines like subsystem transactions and assigns the same event and journal number to multiple transactions. Grouping occurs within the same processing session when the following criteria match.</p> <ul style="list-style-type: none"> Event name Ledger and book Posting date Transaction currency Exchange rate Journal Source <p>Sessions are defined in the following ways:</p> <p>For real-time subsystem processes, a session begins when you enter the program and ends when you exit the program. Any transactions you entered during that session can be candidates for grouping.</p> <p>For batch subsystem processes, a session is defined as the execution of a program.</p> <p>If the current journal line is not available for grouping, the system retrieves the next event and journal numbers.</p>
Review Generated Journal	<p>If you select this option, you can review and adjust subsystem journal entries on-line before posting to account balances. This option is only valid for subsystem events that allow real-time posting.</p>

The following is an example of the Event Sequence screen.

System i Home		CEA109D1 Event Definition ^x	
Event Sequence Maintenance			
<input type="button" value="◀"/> <input type="button" value="▶"/>		<input type="button" value="Actions"/>	<input type="button" value="Copy URL"/>
ERPLX 8.3.5 TST+RLS+Base (CH0-55)			
Revise			
Event	EURPAY	EURO CURRENCY CASHPAY EVENT	
Event Origin	Subsystem		
Subsystem Origin	Batch Transactions		
Sequence	10		
Post Only on Currency Match	<input type="text" value="0"/>	(0=No	1=Yes)
Ledger	<input type="text" value="USALDGR"/>	Book	<input type="text" value="EUR"/>
Model	<input type="text" value="CASHPAY2"/>		
Subsystem Options			
Journal Grouping	<input type="text" value="1"/>	(0=No	1=Yes)
Review Generated Journal	<input type="text" value="0"/>	(0=No	1=Yes)

Figure 1-10: Event Sequence Example

Journal entry review is available only for online Infor ERP LX programs. You cannot implement the journal entry review process for the following batch programs:

- Make Payments (ACP650)
- Recurring Payables (ACP525)
- Post Inventory to G/L (INV920)
- Labor Ticket Posting (CST910)
- MLT Revaluations (MLT910/MLT920)
- Customer Inquiry (ACR300)
- ARP Change Payment Transactions (ARP655)
- CDM Write Off (CDM655)
- ARP Payment Transactions (ARP655)
- Post Commitment Transactions (TFM900)
- Document Download (CAR500)
- Daily Risk & Statistics Update (CAR950)

Subsystem Event Determination

The Subsystem Event Determination program allows you to define and maintain subsystem processes (GBE) and event determination (GED). Subsystem processes are defined as the Infor ERP LX programs that create

journal entries using ATP. Each subsystem process is associated with one subsystem origin. Event Determination defines which event to process for each program and reason code combination. Infor delivers the ATP product with all subsystem processes defined.

Subsystem Event Determination is the process that ATP calls to select the event used to create the journal entry or entries for the subsystem transaction. You must update each subsystem process with its associated event determination records. Event Determination corresponds to a combination of subsystem program and reason code. The relationship between Subsystem Process and Event Determination records allows each Subsystem Process to have multiple Event Determination records.

You can define the following information in the Subsystem Process screen.

Option	Description
Program	Enter the program name that contains the entered transaction data. A subsystem process record is pre-defined for all existing Infor ERP LX programs that create journal entries.
Description	Enter the program description.
Subsystem Origin	Select the subsystem origin or subsystem process.
Event Determination List box	Displays the subsystem event determinations for the subsystem process selected.

Subsystem Event Determination Screen

The Subsystem Event Determination screen allows you to define and maintain a default event for each program, reason code, and company combination. You can define the following information in the Subsystem Event Determination screen.

The following is an example of the Subsystem Event Determination screen.

Figure 1-11: Subsystem Event Maintenance

Option	Description
Program Name	Displays the name of the Infor ERP LX source program for which ATP creates journal entries. The default value is from the Subsystem Process screen.
Reason	Enter or select a valid Infor ERP LX reason code for this subsystem. A blank reason is a valid entry.
Company	<p>Enter a valid company number. Use this field to further define subsystem event determination by using a combination of subsystem program, reason code, and company number (optional).</p> <p>If you do not enter a company number, this field defaults to zero (00), and the reason code specified in the Reason field may be used by all companies. The system determines the event using a one-to-one relationship between the subsystem program and the reason code.</p> <p>If you enter a company number, the reason code specified in the Reason field may only be used by the specified company. The system determines the event using all three values: subsystem program, reason code, and company number. This allows you to assign reason codes to specific companies for posting to separate books within the Configurable Ledger.</p>
Journal Processing	Select one of the following methods for journal processing:

Option	Description
Post Immediate	Post journal entries to the subsystem immediately. (default)
Bypass Journals	If you select this option, a subsystem transaction executes without creating journal entries, and the Event and Macro fields are disabled. This option also allows you to separate the transactions that create journal entries from the transactions that do not. You can define a single general ledger reason code that bypasses journal creation as required for any subsystem process.
Validate in Batch	ATP resolves event sequences and models in batch mode. This option allows you to generate multiple journal entries. Then the system posts them as a group at the end of the session.
Defer Posting	Post transactions later using the Post Deferred/Batch Post Restart application (CLD540).
Event	Select from a list of pre-defined CEA events. The system displays the list of events based on the subsystem origin that corresponds to the Subsystem Process. You can use the event to retrieve associated models during the creation of journal entries. If you do not select Bypass Journal Entry, the event is a requirement.
Macro	Use the Macro field when the reason code is shared by multiple events. The macro allows data to define which event to execute. If you enter a macro in this field, you must create events named for the resolved macro value. The result is an event determination program that executes to a two-step event determination: (1) Resolves the macro by retrieving information from the subsystem transaction. (2) Uses the retrieved data to locate the event of the same name. If an event with the same name cannot be found, the default event is used.

Macroable Event Example

For example, if you enter a macro called "VTYPE" in the Macro field, the event determination program resolves the "VTYPE" macro to "UTILITY" for the current transaction. The program then retrieves a CEA event called

"UTILITY." If the second transaction has a vendor type called "SERVICE," the macro resolves to "SERVICE," and then the event determination program retrieves an event called "SERVICE."

The macro or two-step subsystem event determination is important because the specific posted event can be dependent on the information about the customer, vendor, item, or any other data related to the transaction processed. If an event does not match the returned value, the event determination program uses the default event entered.

Subsystem Event Origins

ATP uses subsystem origins to group Infor ERP LX programs or subsystem processes that create and post journal entries. Subsystem processes with the same subsystem origin perform like business functions. These programs have access to the same master databases and maintain the same transaction specific databases. The following table identifies the subsystem origin for each subsystem process.

Subsystem Origin	Infor ERP LX Programs
Batch Transactions	CLD501 Process Transaction Data
Cartera	CAR100 Document Maintenance
	CAR110 Document Acceptance
	CAR115 Document Consolidation
	CAR120 Document Breakdown
	CAR500 Document Download
	CAR530 Work with Scenarios
	CAR535 Work with Remittances
	CAR550 Customer Payments
	CAR555 Remittance Payments
	CAR580 Unpaid Documents Posting
CAR950 Daily Risk & Statistics Update	
Customer Invoice	BIL540 Invoice Release

Subsystem Origin	Infor ERP LX Programs
Customer Payment	ACR500 Accounts Receivable Cash and Memo Posting ACR300 Customer Inquiry ARP655 ARP Payment Transactions CDM655 CDM Write Off ARP730 ARP Change Payment Transactions
Customer Draft	CSH500B1 Vendor Drafts
Inventory Processing	INV920 Inventory Transactions Post to General Ledger
Promotion Processing	PRO130 Promotion Tracking
Revaluation Receivables	MLT911B Accounts Receivable Revaluation
Infor Payroll	PYGMEGL Payroll Close to General Ledger
Revaluation Payables	MLT921B Accounts Payable Revaluation
Vendor Invoice	ACP500 Invoice Entry ACP525 Recurring Payables Post
Vendor Payment	ACP650 Make Payments ACP700 Manual Payments
Vendor Draft	CSH500B2 Customer Drafts
Labor Ticket	CST910B Labor Ticket Journal Post
Trade Funds Processing	TFM900 Post Commitment Transactions

Macros

Macros allow you to access available Infor ERP LX data associated with a particular subsystem process. The Macros section provides the following information.

- Definition of a Macro
- When to Use a Macro
- Processing Advanced Macros
- Displaying Available Macros
- Using a Macro
- Creating Additional Macros
- Macro Availability Table

Definition of a Macro

Macros are small programs that retrieve information from Infor ERP LX databases. Macros can retrieve information from master file databases such as the Vendor Master or Customer Master. These macros are typically shared across subsystem origins. In addition, macros can retrieve information from transaction-specific databases such as the Inventory Transaction History or Vendor Payment. These macros are usually specific for each subsystem origin.

You can use macros to define any part of a model including an account segment, the amount that posts to an account balance, a reference, or an analysis field. The ATP posting engine resolves the macros when creating journals from journal models. The transaction information is captured and posted to the Infor ERP LX Configurable Ledger.

The Infor ERP LX CEA Available Macros application does not require user setup. Infor ships this application with all available macros created.

You can view the following information in the Macro screen.

Option	Description
Macro	The unique name to identify the macro.
Description	The description of the macro.
Subsystem Origin	Select the subsystem origin or subsystem process for the macro. The subsystem processes share data or values. A shared value indicates that values are valid for more than one subsystem origin. During model setup, you can only enter macros in the model line if the macro's subsystem origin matches the model's subsystem origin. However, you can use macros with a shared subsystem origin for all models.
Parameter list	Indicates macro result is retrieved from a process data structure.
File	The name of the subsystem transaction file or master file accessed by the macros to retrieve the information.
Field	The name of the field the macro retrieves.
Length	The total length of the retrieved data field (used for quantities).
Decimals	The number of decimals in the retrieved data field (used for quantities).

Configure all quantity macros with Infor ERP LX Field Size equal to eleven and Infor ERP LX number of decimals equal to three.

Use Macro as group box	The following fields determine how the macro can be used and the position of the macro in the model line.	
	Account Segment Value	The value returned is a whole or partial journal entry account string.
	Amount	The value returned is a debit and/or credit value to be used as an amount field. Amount macros can also be used in statistic fields.
	Date	The value returned is a date field.
	Reference	The value returned is a reference field.

Use Macro as group box	The following fields determine how the macro can be used and the position of the macro in the model line.
Line Type	Determines which invoice amount line is returned from the Invoice Detail file (ASD) or Batch Transactions Line (GBL). The Line Type field will only contain a value under the following conditions.
	Select the Use Macro as Amount option.
	Subsystem origin equals Vendor Invoice, Shared, or Batch Transactions.

During model resolution, ATP resolves macros based on the Data Retrieval options defined in the Macro screen. ATP then replaces the macro in the journal line with the retrieved result.

When to Use a Macro

You can use macros to assign data values within a journal model line. Other methods used to define data to models include hard coded values, aliases, wildcards, and advanced macros.

The following summarizes the options available to generate journal line information:

- Hard coded values are static and are the same for every journal created from this model.
- Aliases are static. An alias is a shortened representation (code) of a segment value or group of segment values for a specific chart of accounts.
- Wildcards are dynamic and are resolved through user intervention prior to posting. If the subsystem process is interactive, you can resolve wildcards during the review process. If the subsystem process is batch or interactive, use the Maintain Events within Events Processing to resolve wildcards.
- Macros are dynamic. The macro resolution program replaces the macro with the Infor ERP LX returned value in the journal line.
- Advanced Macros are dynamic. ATP resolves Advanced Macros first as an ordinary macro, and then uses the returned value as an alias name to retrieve segment values.

WARNING! Do not use certain combinations of macros on a single model line. Debit and credit macros on a model line must have a unique relationship with each macro on the line that resolves to a single database record.

Processing Advanced Macros

Advanced macro processing occurs when the model resolution program encounters a model line segment identified as an advanced macro. The following provides you with an overview of advanced macro processing.

- Regular macro resolution executes.
- The system combines the name of the resolved macro with the value of the macro returned from the subsystem transaction, to retrieve a record from the Alias file.
- The retrieved Alias record contains an alias name equal to the value returned from the macro, and the name of the macro in the Alias record is the same as the resolved macro.
- The system places the corresponding alias segment value or values in the resulting journal entry line.

Displaying Available Macros

To display available macros, you must first identify the subsystem origin, or the subsystem process, in the model header within the Models application. The Models application contains a Macros button that retrieves all macros for that particular subsystem process. If you select the Macros button, only available macros for that subsystem origin and any macros shared across subsystem origins appear. If a macro does not appear in the list of available macros, it is not available for the selected subsystem origin. Also, if you choose Macro View from the pull down menu, the macros for all subsystem origins appear.

Advanced macros are only available through the Account Builder screen. The Advanced button displays the advanced macros. The Advanced check box indicates that the macro resolves into an alias.

Using a Macro

You can determine macros you want to resolve at the Model Line level during model setup. You can use a macro to define the amount value, an account segment value, or a reference field. Once the available macros appear, you can select the desired macro and the system places the macro into the model. The system validates the macro to ensure data integrity. For example, you cannot enter macros that represent Infor ERP LX dates in the model's Credit Amount field.

Information Available Using a Macro

All Infor ERP LX data associated with a particular subsystem process (also called subsystem origins) is available if you use a macro. Examples of subsystem processes include: Vendor Invoicing, Vendor Payments, and Inventory Processing.

A data model represents all of the data associated with a particular subsystem process including master file and transaction specific data. The subsystem processes can share data. For example, most transaction information is only available to the data model for the subsystem process that generated the transaction. However, Accounts Payable Invoice Entry (ACP500) and Post Recurring Payables (ACP525) are both included in the subsystem process called Vendor Invoicing. Therefore, Accounts Payable Invoice Entry (ACP500) and Post Recurring Payables (ACP525) share the same data model. The following table illustrates the relationship of data models and subsystem processes.

Infor ERP LX Data Field	Infor ERP LX File	Data Model	Subsystem Process
Vendor Number	Vendor Master	None (Shared)	Vendor Invoicing Vendor Payments
Check Number	Accounts Payable Payment Header	Accounts Payable Payments	Vendor Payments
Customer Number	Customer Master	None (Shared)	Customer Invoicing Customer Payments
Inventory Amount Received	Inventory Transaction File	Inventory Processing	Inventory Processing

You can use a macro to access any data that exists in files that are available during a subsystem process. Refer to the Macro Availability Table for macros associated with each subsystem.

Creating Additional Macros

The macro functionality enables you to create user-defined macros. See the Infor Configurable Macro User Guide for more information.

Naming Standards

A macro typically uses the file's field name that it represents. If the field contains a non-persistent (value is not stored in database) or calculated value, then the macro has a ten-character, user-friendly name. In most cases, non-persistent fields use the Infor ERP LX field from which non-persistent fields were derived in addition to a two-character identifier.

For macros that are used as advanced aliases, the naming standard is a five or six-character field name that the macro is based on and a four-character abbreviated extension.

For example: The macro CI01TPARAC is based on the CI01TP (Customer Type) field. You can use the macro CI01TPARAC to resolve the Accounts Receivable Account via an advanced macro.

Multiple macros have been setup based on key Infor ERP LX data fields in order to drive specific segment values. This allows you to drive multiple segments and/or segment values off the same Infor ERP LX field value.

Macro Availability Tables

The following table provides information about the macros available for each integrated subsystem.

WARNING! Do not use certain combinations of macros on a single model line. Debit and credit macros on a model line must have a unique relationship with each macro on the line that resolves to a single database record.

File	Description	Customer Promotion				Vendor Invoice	Vendor Payment	Customer Drafts	Vendor Drafts	Revaluation		Labor		Cartera	
		Invoice	Payments	Processing	Vendor					Processing	Inventory	Ticket			
		BIL500	ACR500	PRO130	ACP500	ACP525	ACP650	ACP700	CSH500B2	CSH500B1	MLT910AR	MLT920AP	INV920	CST910	All CAR Programs
ABK	Bank Master	X			X	X	X	X	X	X	X				X
AMH	Payments Header						X	X							
AML	Payments Detail						X	X							
APH	Invoice Header				X	X	X	X				X			
ARL	Recurring Payable Line					X									
ARP	Recurring Payable Header					X									
ASD	Invoice Detail File				X	X									
ATX	A/P Tax History File						X	X							
ATY	Vendor Type				X	X	X	X		X		X			
AVM	Vendor Master				X	X	X	X		X		X	X		
CAR03	Draft Processes														X
CARWD	Selected Documents														X
HPC	Commodity Master												X		
IIC	Item Class File												X		
IIM	Item Master	X											X	X	
ILM	Location Master												X	X	
ITC	Inventory Transaction Costing												X		

File	Description	Customer			Customer Promotion			Vendor Invoice	Vendor Payment	Customer Drafts	Vendor Drafts	Revaluation		Labor	
		Invoice	Payments		Processing	Vendor	Invoice					Payment	Processing	Inventory	Ticket
		BIL500	ACR500	PRO130	ACP500	ACP525	ACP650	ACP700	CSH500B2	CSH500B1	MLT910AR	MLT920AP	INV920	CST910	All CAR Programs
ITH	Transaction History												X		
IWM	Warehouse Master File												X	X	
ODH	Draft Header Management		X			X			X	X	X	X			
ODL	Draft Lines		X			X			X	X	X	X			
OPA	Payment Agreement		X			X			X	X					
OPD	Payment Distribution		X			X			X	X					
OTH	Draft Terms Header								X	X					
PDM	Promotions and Deals Master			X											
PDT	Promotions and Deals Tracking	X		X											
PDX	Promotion Invoice Cross Reference		X												
RAR	A/R Detail		X						X		X				
RCM	Customer Master	X	X	X					X		X		X		X
RTM	Terms Master		X												
RTP	A/R Tax Paid		X												
RCT	Customer Type	X	X						X		X				
RTX	A/R Tax Amount Invoice	X	X												
SIH	Invoice History	X													
SIL	Invoice Line History	X		X											
UFD	Revaluation Folios										X	X			
URD	Revaluation Definitions										X	X			

File	Description	Customer Customer Promotion			Vendor Invoice Vendor Payment			Customer	Vendor	Revaluation		Labor		Cartera	
		Invoice	Payments	Processing	Invoice	Vendor	Payment	Drafts	Drafts	Processing	Inventory	Ticket			
		BIL500	ACR500	PRO130	ACP500	ACP525	ACP650	ACP700	CSH500B2	CSH500B1	MLT910AR	MLT920AP	INV920	CST910	All CAR Programs
ZCD01M	Customer Drafts								X						
ZCI01M	Customer Invoice	X													
ZCP01M	Customer Payment		X												
ZIP01M	Inventory Processing												X		
ZLT01M	Labor Ticket													X	
ZPP01M	Promotion Processing			X											
ZRP01M	Revaluation Payables										X				
ZRR01M	Revaluation Receivables									X					
ZVD01M	Vendor Drafts									X					
ZVI01M	Vendor Invoice				X	X									
ZVP01M	Vendor Payment						X	X							

The following table provides information about the macros available for the payroll subsystem.

Payroll		
File	Description	Checks
		PYGMEGL
PYPCL	Employee Check Ledger	X
PYPIL	Employee Income Ledger	X
PYPDL	Employee Deductions Ledger	X

Payroll

File	Description	Checks
		PYGMEGL
PRPMS	Employee Root Master	X
PYPCA	Checking Account Control	X
ATRO	A/R Transaction File	X
CUS0	Customer Master File	X
IPD0	Invoice Print Detail	
OBL0	A/R Obligation File	
OBP0	A/R Obligation Payments	X
OBS0	A/R Scheduled Payments	X
RRH0	Remit Header File	X
AJE0	Accounts Payable Journal	
VEN0	Vendor Master	
VOH0	Voucher Header	
VOL0	Voucher Line	
PVC0	Paid Voucher Currency	
PYM0	Payment Master	

Manual Subsystem and Fixed Assets Macros

File	Description	Batch Processing CLD500	Manual Subsystem Journal CLD600D	Fixed Assets CLD500
GBH	Batch Header	X	X	X
GBL	Batch Line Detail	X	X	X

Multiple Currency Processing

Multiple currency processing of Infor ERP LX subsystems transactions includes translation of transaction to base currency and calculation of realized or unrealized gains and losses. In addition, all rounding differences due to multiple currency processing are calculated and recorded. In ATP, translation of transaction to book currency occurs for all journal entry transactions when the transaction currency does not equal book currency. Realized gain and loss amounts can be recorded when cash payments are received in accounts receivable and/or cash payments are made in accounts payable. Currency gain and loss amounts can also be calculated at period-end on all outstanding accounts receivable and accounts payable transactions in order to record either realized or unrealized gains and losses. The nature of these calculations is defined within the journal model.

Subsystem Parameter Definition

Activation

You can activate multiple currency processing for the various subsystems in Multi-Currency System Parameters (MLT800). If you activate multiple currency processing for a subsystem, the system designates each established company as executing or not executing multiple currency processing. By activating multi-currency processing, you allow the system to accept transactions in a currency other than base currency. Base currency, defined at the company level in Infor ERP LX, indicates the currency in which the company maintains its books. All subsystem activity and balances for a company are maintained in one currency. CEA is not restricted to this base currency. You can post to many books with different currencies, but you must post to at least one book with the same currency as the company's base currency.

Foreign Exchange Reservations

Define Foreign Exchange Reservations within the Infor ERP LX subsystem program, Exchange Reservation (MLT130). If you enter invoices with a foreign exchange reservation number, the exchange rate on the succeeding payment is the same as on the invoice. This eliminates any gains or losses resulting from exchange rate fluctuations. For additional details see the Ledgers section of this document.

CEA Parameter Definition

Currencies

Define currencies, exchange rate types, and exchange rates within the CEA Currencies application. Both ATP and CEA use the currency information defined in the Currencies application.

Ledgers

CEA creates a separate book for each currency maintained for a ledger. You can maintain multiple sets of books within the same ledger, each in different currencies. The book determines the exchange rate used when the system calculates transaction to book currency. You can use either the default rate maintained in the currency exchange rate table or the rate maintained on the subsystem transaction can be used. If you use the transaction rate, activate the Override Exchange Rate option at the book level. CEA then records all transactions for the book at the exchange rate entered on the transaction.

The transaction exchange rate defaults to the rate on the currency conversion table, but you can override this exchange rate during subsystem transaction input. The exchange rate is always the same as the exchange rate maintained in the currency rate table, unless you manually override during input. Only one exchange rate is maintained on a subsystem transaction, the rate between the transaction currency and the base currency. The override subsystem option is only available for books where the book currency is the same as the base currency. All other books use the rate maintained on the currency rate table regardless of the Override Exchange Rate option.

If a foreign exchange reservation determines the rates, you must note the foreign exchange reservation number on the subsystem transaction in order for the exchange rate to default from the foreign exchange definition. In addition, you must activate the book exchange rate override so that the system uses the rate on the transaction instead of the rate on the currency conversion table. Because the exchange rate override is only effective if book and base currencies are the same, foreign exchange only operates when book and base currencies are the same.

Events

The event sequences defined within an event determine the books to be updated with a subsystem transaction. Each event sequence notes a particular book to be updated. You can update books with all transactions or only transactions in which the transaction currency matches the book

currency. For example, if you enter transactions in French francs and US dollars for a ledger, you can maintain three books: a book for each transaction currency (US dollars and French francs), and a reporting book that records both US dollars and French francs in the book's currency.

During ATP processing, ATP requires you to update a book with a currency equal to the base currency of the subsystem transaction being processed. If this does not occur, the system informs you that an error has occurred and no journal entries are created. For this reason, you must define an event sequence for a book currency equal to the base currency.

Journal Models

The nature of all multiple currency calculations are defined within the journal model and are based on the journal model line type. Model Line types are defined as follows.

Line Type 0 – Not a Gain/Loss Line

A line type of 0 indicates that the book amount for the journal model line is valued using the current exchange rate, such as the exchange rate in effect on the date entered on the transaction. This is also the date noted on the journal header. The system converts all amounts not previously recorded at the current exchange rate. For example, when you enter an invoice into accounts payable, the entire journal entry will be valued at the current exchange rate because the amounts have not previously been recorded. However, when payment is made on the invoice, the current rate is only used to convert the cash amount. It is not used to convert the accounts payable liability. The original rate would be the proper rate that removes the liability because the accounts payable liability was originally recorded at a different exchange rate.

Line Type 1 – Positive Gain/Loss

A line type of 1 indicates that a gain or loss calculation is used to value the line. This calculation is the current exchange rate less the original exchange rate. If the calculation results in a positive amount the journal line amount is converted and a journal line is created. If the calculation results in a negative amount, the journal line amount is not converted and a journal line is not created. Journal lines created to record currency gain and loss amounts use line types of 1. This occurs only in journal models used to create entries for cash receipts, cash payments, accounts receivable revaluation, and accounts payable revaluation.

Line Type 2 – Negative Gain/Loss

A line type of 2 is similar to a line type of 1 in that it indicates that a gain or loss calculation is used to value the line. With this line type, a journal line is created only if the calculation results in a negative amount. Like line type 1, use line type 2 to record currency gain and loss amounts.

Since currency gain and loss amounts are only applicable to book amounts, all transaction amount fields will be blank for line types of 1 and 2.

Line Type 3 – Invoice

A line type of 3 indicates that the original exchange rate is used to value the line. All amounts that were previously recorded and are now being reversed use a line type of 3. This ensures that the amount recorded in the book is the same as the amount being reversed. For example, when cash payments are recorded in accounts payable, the accounts payable liability being reversed should be valued at the exchange rate at which it was originally recorded.

Rounding

As amounts are rounded during currency processing, it is possible for rounding errors to occur. You must record these amounts in order to create a balanced journal. If you do not and the journal is not in balance, the journal cannot be posted to the CEA account balances. In order to avoid this situation, the system automatically records all such differences to the first journal line created for the balancing points where rounding differences have occurred. Balancing points are designated for a chart of accounts and denote the account segment for which a balanced set of books is to occur. Journal models may have lines with differing balancing points if multiple ledgers are updated, such as inter-company journal entries. For multiple ledgers, Infor recommends that you create journal model lines for each balancing point within a journal model in order to record rounding differences to a rounding account. This eliminates any variances retained in other accounts. Place such lines before all journal lines with the same balancing point and designate them as a “write zero line” in order to ensure that the line is created. If you do not designate the lines as such, rounding differences post to the first line created and may contain an inappropriate account string to accept rounding differences.

For details of journal models required for specific subsystems, refer to the Subsystem Journal Models section of this document.

ATP Processing

Implementation Issue

If you use GCC rates to create book amounts, you can alter an exchange rate after it has been used to convert an invoice, but before payment has been made on the invoice. In this case, the initial recorded rates of the accounts amounts are not the same rates when these amounts are paid. Thus, these amounts are never completely removed from the ledger.

You must make numerous manual adjustments if you alter the exchange rates entered into the GCC.

ACP650 and ACP700 (Vendor Payment)

If you activate multiple currency processing, the journal models noted for invoices, debit memos, and credit memos do not require any changes. However, the journal models required for cash payments must also include lines for realized gain or loss amounts.

The following journal entries illustrate the effects of multiple currency processing.

I. Invoice Entry

5000 FRF Expense

Transaction Currency FRF, Book Currency USD

Exchange rate at time of invoice .8

Discount-10% with Tax Amount Before Discount = Y

Tax Parameter with Tax Adjustment at Taxable Percentage

Tax Table: Chicago-5%, Illinois-3%, Cook County-2%

No Accumulation of taxes

Debits				
Credits	Journal Entry	FRF	USD	Calculation
Debits	Expense	5000	4000	5000 * .8
	Chicago Tax	250	200	250 * .8
	Illinois Tax	150	120	150 * .8
	Cook County Tax	100	80	100 * .8
Credits	Discount Available	550	440	550 * .8
	Accounts Payable	4950	3960	4950 * .8

II. Invoice Payment

Enter payment of \$4950

Exchange rate at time of payment .85

Debits Credits	Journal Entry	FRF	USD	Calculation
Debits	Accounts Payable	4950.00	3960.00	4950 * .8
	Realized Loss		247.50	4950 * (.8-.85)
	Discount Available	550.00	440.00	550 * .8
	Discount Taken (Tax Adjust)	150.00	120.00	150 * .8
Credits	Cash	4950.00	4207.50	4950.00 * .85
	Cook County Adjust	11.36	9.09	11.36 * .8
	Illinois Adjust	110.23	88.18	110.23 * .8
	Chicago Adjust	28.41	22.73	28.41 * .8
	Discount Taken	550.00	440.00	550.00 * .8

ACR500 (Cash and Memo Posting)

The following journal entries illustrate the effects of multiple currency processing within the Billing and Accounts Receivable applications.

I.

Enter 1000 FRF Invoice with Exchange rate of .5

Select 50 FRF Bill Back Promotion

50 FRF Illinois tax, 30 FRF Chicago tax, and 20 FRF Cook County tax

Transaction Currency is FRF

Book Currency is USD

Exchange rate applied is the Current Exchange rate.

Debits Credits	Journal Entry	FRF	USD	Calculation
Debits	Accounts Receivable	1100	550	$1100 * .5$
	Bill Back Expense	50	25	$500 * .5$
Credits	Bill Back Accrual	50	25	$500 * .5$
	Illinois Tax	50	25.0	$50 * 5$
	Chicago Tax	30	15.0	$30 * .5$
	Cook County Tax	20	10.0	$20 * .5$
	Revenue	1000	500	$1000 * .5$

II.

Enter 500 FRF Invoice with exchange rate of .75

Select 50 FRF Bill Back Promotion

Transaction Currency is FRF

Book Currency is USD

Exchange rate applied is the Current Exchange rate.

Debits Credits	Journal Entry	FRF	USD	Calculation
Debits	Accounts Receivable	500	375	$500 * .75$
	Bill Back Expense	50	37.5	$50 * .75$
Credits	Bill Back Accrual	50	37.5	$50 * .75$
	Revenue	500	375	$500 * .75$

III.

Enter 100 FRF Credit Memo with exchange rate of .80

Apply Credit Memo against Invoice in II above

Transaction Currency is FRF

Book Currency is USD

Exchange rate applied is the rate applied to the originating transaction.

Debits Credits	Journal Entry	FRF	USD	Calculation
Debits	Revenue	100	75	$100 * .75$
Credits	Accounts Receivable	100	75	$100 * .75$

IV.

Enter 5000 FRF Invoice with exchange rate of .80

250 FRF Chicago tax, 150 FRF Illinois tax, and 100 FRF Cook County tax

No promotion selected

Transaction Currency is FRF

Book Currency is USD

Exchange rate applied is the Current Exchange rate.

Debits Credits	Journal Entry	FRF	USD	Calculation
Debits	Accounts Receivable	5500	4400	$5500 * .8$
Credits	Chicago	250	200	$250 * .8$
	Illinois	150	120	$150 * .8$
	Cook	100	80	$100 * .8$
	Revenue	5000	4000	$5000 * .8$

V.

Enter 3000 FRF Cash Receipt for Invoice in IV above.

Exchange rate is .85

Take 10 FRF Financial Discount

Apply the two 50 FRF Bill Back Discounts

Transaction Currency is FRF

Book Currency is USD

Debits Credits	Journal Entry	FRF	USD	Calculation
Debits	Cash	3000	2550	$3000 * .85$
	Financial Discount	9	7.65	$9 * .85$
	BB Accrual	50	25	$50 * .5$
	BB Accrual	50	37.5	$50 * .75$
	Tax Adjustment-CHI	3.30	2.80	$3.3 * .85$
	Tax Adjustment-COOK	2.20	1.87	$2.2 * .85$
	Tax Adjustment-ILL	5.50	4.68	$5.5 * .85$
Credits	BB Expense	5	2.50	$5 * .5$
	BB Expense	5	3.75	$5 * .75$
	Accounts Receivable	3110	2488	$3110 * .80$
Debits	Realized Gain-BB Acc		17.5	$50 * .35$
	Realized Gain-BB Acc		5	$50 * .10$
Credits	Realized Gain-BB Exp		1.75	$5 * .35$
	Realized Gain-BB Exp		.5	$5 * .1$
	Realized Gain-AR		155.50	$3110 * .05$

The Exchange rate applied to Cash, Financial Discount, and Tax Adjustments is the Current rate. The Exchange rates applied to the Bill Back Accruals, Bill Back Expenses, and Accounts Receivable are the rates that the amounts were originally recognized. The Exchange rates applied to the Realized Gain amounts represent the difference between the rates that the amount was originally recognized.

Rounding

Rounding of subsystem journal entry amounts occurs during ATP as a result of multiple currency processing, including conversion of transaction to book currency and calculation of currency gains and losses. All amounts except tax amounts are rounded according to the currency rounding method when transaction amounts are calculated in the Infor ERP LX subsystems (for example, percentage discounts). The currency determines whether tax amounts are rounded according to either the currency rounding method, or the tax rate rounding method. All book amounts and currency gain and loss amounts are calculated during ATP, so all rounding as a result of these processes can only occur during ATP.

Define rounding using the CEA Currency application. There are three rounding methods: half-adjusting, truncating, or incrementing. The half adjust method rounds up to the designated decimal place if the next decimal place out contains a value greater than or equal to five. If the value in the next decimal place out is less than five, all values following the designated decimal place are truncated. The truncating method rounds down to the designated decimal place if any decimal place to the right contains an entry greater than zero. The incrementing method rounds up to the designated decimal place if any decimal place to the right contains a value greater than zero. The round to position can be set to .01, .05, .1, .5, 1, 5, 10, 50, 100, or 500.

As amounts are translated from transaction to book currency during ATP, book amounts are rounded by the method designated for the currency being translated. If the transaction currency is the same as the book, currency rounding occurs in book amounts even though translation does not occur. This ensures all book amounts are properly rounded when posted to CEA account balances.

As amounts are rounded, it is possible for rounding errors to occur. You must record these amounts in order to create a balanced journal. If you do not record these amounts and the journal is not in balance, the journal cannot be posted to the CEA account balances in a balanced book. In order to avoid this situation, the system records all such differences to the first journal line created for the balancing points where rounding differences have occurred. Refer to the section on Plugging in this manual.

Balancing points are designated for a chart of accounts and denote the account segment for which a balanced set of books is to occur. Journal models may have lines with differing balancing points if multiple ledgers are being updated, as in the case of inter-company journal entries. Infor

recommends that you create journal model lines for each balancing point within a journal model in order to record rounding differences to a rounding account. This eliminates any variances being retained in other accounts. Such lines should be placed before all journal lines with the same balancing point and designated as a “write zero line” in order to ensure that the line is created. If it is not designated as such, the rounding differences will be posted to the first line created that potentially contain an inappropriate account string.

Rounding differences can occur not only when you convert book to base currency, but also when you calculate currency gain and loss amounts. Rounding differences as a result of such calculations will be handled in the manner noted above, with all amounts recorded to the first journal line created for the designated balancing point.

The following examples illustrate the effects of rounding.

- Transaction currency is French francs
- Book currency is US dollars
- Exchange Rate is 1.5

Rounding	Transaction Amount	Book Amount Before Rounding	Book Amount After Rounding
Half Adjust to the 1.0 position	5.00 FRF	7.50 USD	8.00 USD
	6.50 FRF	9.75 USD	10.00 USD
	7.25 FRF	10.875 USD	11.00 USD
	8.49 FRF		
Half Adjust to the .10 position	5.00 FRF	7.50 USD	7.50 USD
	6.50 FRF	9.75 USD	9.80 USD
	7.25 FRF	10.875 USD	10.90 USD
Half Adjust to the .01 position	5.00 FRF	7.50 USD	7.50 USD
	6.50 FRF	9.75 USD	9.75 USD
	7.25 FRF	10.875 USD	10.88 USD

Plugging

Amounts are rounded when they are calculated within the Infor ERP LX subsystems (for example, tax or variance amounts). As a result, debit transaction amounts may not equal credit transaction amounts. In order to create and maintain a journal entry in CEA, transaction amounts must be in balance. All differences are automatically plugged into the first journal entry line created for the balancing point that is out of balance. Debits and credits may be out of balance due to reasons other than rounding (for example, the journal model is defined incorrectly). The out of balance condition must be within a defined tolerance. Tolerances are defined for each currency round position as follows.

Currency and Position	Tolerance	System Parameter (ZPA) Key
1.00	99.00	TOLERAN0
0.10	9.90	TOLERAN1
0.01	.99	TOLERAN2

You can adjust tolerances manually by updating the ZPA file. Any balancing differences within the tolerances noted above will be recorded to the first journal entry line of the balancing point that is out of balance. For rounding differences, create journal model lines for each balancing point within a journal model in order to record plugging differences to a plugging account. These lines will be the same lines as those used to record rounding differences.

The same out of balance condition may also occur when creating book amounts that contain currency gain and loss amounts. The differences will be handled in the same manner as for transaction amounts.

The following table is an example of how plugging occurs. The Rounding method is half-adjust with a round-to position set to the second decimal place.

Debits and Credits	Calculated Transaction Amounts	Rounded Amounts
Debits		
Cash	1525.25	1525.25
Financial Discount	228.7845	228.78
Tax Adjustment	12.141	12.14
Credits		
Accounts Receivable	1766.1755	1766.18

After rounding, total debits equal 1766.17 and total credits equal 1766.18; creating a difference of .01. Since this amount is within the designated tolerance level, the amount will be booked to the first journal line for the balancing point that is out of balance.

Error Processing

There are two types of errors that may be incurred during ATP processing--critical and non-critical. Critical errors are errors that prohibit journal entry creation due to missing parameter definition within the CEA applications. There is not enough valid information to create a journal entry of any sort. Critical errors include missing accounting periods, missing ledgers, or missing event determination. Non-critical errors allow the creation of journal entries that cannot be posted due to invalid data within the journal entry. Non-critical errors include out-of-balance conditions, invalid periods, or invalid account segments. Depending on your configuration, journals with non-critical errors may or may not be created.

For non-critical errors, the system activates the Allow Journals In Error flag at the event level, creates journals, but does not post them to the CEA account balances. You must use the Maintain Events option in the CEA Events Processing application in order to correct errors before the journal can be posted. If you do not activate the Allow Journals In Error flag, the system does not create journals. Any time an error occurs, a message appears in the subsystem screen. The transactions in error, in addition to the nature of the errors, appear on the Error Processing/Audit Report.

Implementation Considerations for Error Processing

Global

If you enter a transaction into the subsystem that meets all subsystem validations, the transaction posts to the subsystem regardless of whether or not journal entries are created. Out-of-balance conditions occur between the subsystem and CEA when you do not activate the Allow Journals in Error Flag, but errors occur which prevent journal creation. In this situation, you must manually input the transactions into CEA. To minimize this occurrence, Infor strongly recommends that you activate the Allow Journals in Error Flag for all events. This is a consideration for transactions processed by BIL500, CST910, and PRO130.

Order Entry

If you are processing multiple orders during one billing session, only the transactions in error are subject to error handling. All other transactions are processed as normal.

MLT911B and MLT921B - Revaluation

If you activate the Realized Gain and Loss flag and errors occur that prohibit journal entry creation, the system does not update the exchange rates maintained on the transaction with the current rate.

ACP500 - Invoice Entry

If errors occur during ACP500 processing and journal entries are not created, the transaction in error is not posted to the subsystem database. To correct out-of-balance conditions, you must remove the conditions causing the error and re-enter the transaction into the subsystem.

ACP525 - Recurring Payables

If errors are incurred during ACP525, processing does not take place. You must correct all errors before processing can occur.

ACP650 - Automatic Payments

If errors are incurred during ACP650, you must make manual journal entries to correct any discrepancies between the subsystem files that were updated during processing and the Configurable Ledger.

ACP700 - Manual Payments

When you create manual payment records, enter the sum of all manual payments as a control total at the payment header level (ACP700-03). The system creates these records regardless of any errors encountered. Enter individual payments against the control total header. These individual payments must be free of critical errors in order to post to the subsystem and CEA. If invoices are in error, you must refresh the invoice distribution (press the F5 key) and enter the amount in error as an unallocated payment. Once you correct the error, the payment can be modified and the amount allocated to a specific invoice.

INV920 - Post Inventory to GL

If Allow Journals in Error is activated, an error report is produced and the journal is created if the transaction is free of critical errors. The subsystem transaction will be flagged as posted. If Allow Journals in Error is deactivated, an error report is produced and the journal is not created. The subsystem transaction will not be changed. Once you correct the conditions causing the errors, you can re-execute INV920 and re-process the transactions.

TFM900 - Post Commitment Transactions

If Allow Journals in Error is activated, an error report is produced and the journal is created if the transaction is free of critical errors. The subsystem transaction will be flagged as posted. If Allow Journals in Error is deactivated, an error report is produced and the journal is not created. The subsystem transaction will not be changed. Once you correct the conditions causing the errors, you can re-execute TFM900 and re-process the transactions.

CSH500B1/B2 - Draft Processing

When you select a draft during CSH500 processing, the system verifies the Draft Header (ODH) to determine whether the workstation ID (DHWSID) is blank. If the ID is blank, processing continues. If DHWSID is not blank, the following message displays:

Record in Use by Workstation # (DHWSID)

This error message warns that the draft you are processing is being used by another workstation.

CST910 - Labor Ticket Journal Posting

All ATP errors encountered while processing transactions through CST910 appear on the Error Processing Report. Once you correct the conditions causing the errors, you can re-execute CST910 and re-process the transactions.

Implementation Considerations

Consider the following when you implement the Infor ERP LX subsystems in conjunction with ATP.

- Global (all subsystems)
- Advanced Remittance Processing
- Promotion Processing
- Billing
- Inventory
- Cost
- Accounts Payable
- Cash Management

Global

Activate Document Sequencing throughout the subsystems in order to create unique keys necessary for information retrieval during macro resolution.

Since profit center validation no longer occurs within the Infor ERP LX subsystems, you do not need to populate the profit center master (using ACR130).

Refer to the Error Processing, Multiple Currency Processing, and Rounding sections of this document for additional implementation considerations.

Promotion Processing

If a chart of account segment is to be determined at the promotion line level, use an advanced macro referencing the field DTNMLN or DXNMLN.

Billing

Journal entries are created during invoicing in the BIL500 process; however, BIL540 is the actual program that begins ATP. When establishing event determination parameters, BIL540 is the program for which event determination occurs.

The macros CI01DSCR and CI01DSDR are calculated fields for special price total order discount, populated by the process data structure field CI01DS, if CI01DS is greater than 0. The CI01DSCR field is populated by the inverse ($CI01DS * -1$) of the process data structure field CI01DS, if CI01DS is less than 0.

Inventory

You must enter reason codes for inventory transactions as four-character fields (for example, RM01 and U 01) when you establish subsystem event determination.

In the latter example, **U 01**, there is a space between the U and the 0.

The G/L Posting flag designated in Transaction Effect Maintenance (INV150) does not apply to integration with ATP. You can bypass journal entry creation in subsystem event determination by activating the Bypass Journal Entry flag.

Cost

The results of one process are used in succeeding processes, so cost processing must be completed in the following order:

- 1 Overhead Allocations (CST510)
- 2 Labor Ticket Posting (CST910)
- 3 Shop Order Costing Post or Close (CST900)

If processing does not occur in this order, the system generates inaccurate results. Also, additional transactions must not be added once the process begins. If you enter additional transactions once the process begins, the system generates inaccurate results.

Accounts Payable

Invoicing

The ability to add statistical data in the accounts payable subsystem is available for vendor invoicing of Purchase Orders. For non purchase order invoices, statistics can be added into the CEA Review screen.

Payments

The Accounts Payable liability is maintained separately for unallocated payments versus allocated payments in manual payment processing. You must define two model lines for the Accounts Payable liability: one for Accounts Payable liability - allocated payments and one for Accounts Payable liability - unallocated payments.

Recurring Payables

Profit center is the only field that can uniquely be defined across all recurring payables journal lines. This is the only field available to base account segment values for recurring payables expenses. The profit center field needs to be populated with a unique value for each recurring payable line. Advanced macros have been created on this field in order to resolve the various account segments.

Example

- 1 If multiple expense distribution lines are required to post to unique accounts, the profit center field on the recurring payable line should be used as a key to the alias file in the form of an advanced macro, instead of the standard profit center. The alias referenced by the key can resolve all segment values. For example, assume the following two journal lines were required:

Company	Profit Center	Account	Sub-Account
22	9000	1000	101
22	7000	2000	102

The profit center field for recurring line 1 and recurring line 2 would each contain a unique code, for example 111 and 222. An alias would be defined for each code which would resolve the profit center, account, and sub-account fields. For example, the alias 111 would resolve the profit center to 9000, the account to 1000 and the sub-account to 101. Alias 222 would resolve in a similar manner for line 2. The journal model would utilize an

advanced macro based on the profit center field, SDPRFC, which would retrieve the unique code maintained on each recurring payable line. This would then resolve the entire account code.

- 2 If inter-company processing is required, two recurring payables will be required. Each payable should be defined to include only the journal entry lines that are unique to a single company. The inter-company payables and receivable accounts will need to be defined within the recurring payable lines.
- 3 When creating aliases for advanced macros based on vendor or recurring payable reference number, the alias defined should fill the entire field length. Vendor number consists of 5 characters, and recurring payable reference number is 3 characters in length. For example, if an alias is being created for vendor number 5889, the alias should be defined as 05889. Likewise, if an alias is being created for recurring payable 21, the alias should be defined as 021.

Cash Management

The Payment Distribution for a draft status contains three fields which may be used to indicate unique values to be used to determine account segments to charge during journal model resolution. It is recommended that unique values be used in the *To Profit Center*, *User Defined 1* and *User Defined 2* fields for each draft status change. These values should be recorded as aliases in CEA and journal models should solve for account information based on these values. This will be true for either customer or vendor draft processing.

Within the Payment Distribution, to record changes in draft amounts without a change in a draft's status, create records for each status indicating the same from and to status. For Example, From status = 10, To status = 10 would be used when the status remains 10, but the amount of the draft line changes.

The macros CD01ASCR and CD01ASDR are calculated fields for draft receivable adjustment, populated by the process data structure field CD01AS, if CD01AS is greater than 0. The CD01ASCR field is populated by the inverse ($CD01AS * -1$) of the process data structure field CD01AS, if the CD01AS is less than 0.

The macros VD01ASCR and VD01ASDR are calculated fields for draft payable adjustment, populated by the process data structure field VD01AS, if VD01AS is greater than 0. The VD01ASCR field is populated by the inverse ($VD01AS * -1$) of the process data structure field VD01AS, if VD01AS is less than 0.

Subsystem Cross-Reference

ATP records cross-references between the subsystem transactions and the CEA journal(s). Standardized cross-reference information is recorded, linking each subsystem transaction and each associated journal.

As an example, when journal grouping is enabled in Event Definition, multiple subsystem transactions can contribute to a particular journal.

Access to the subsystem cross-reference is provided by the CEA Inquiry Applications: Journal Inquiry, Account Inquiry, and Structure Inquiry.

The following is an example of the Journal Inquiry screen. Use F15, Subsystem, to display all the subsystem transactions that contributed to this particular journal.

The screenshot shows a web-based interface for a Journal Inquiry. At the top, there is a breadcrumb trail: "System i Home" followed by a link "CEA310D1 Journal Inquiry" with a close icon. Below this is a "Journal Entry" section with navigation arrows, an "Actions" dropdown, a "Copy URL" button, and a browser tab title "ERPLX 8.3.5 TST+RLS+Base (CH0-55)".

The main display area contains the following information:

- Display Event Number:** 1004256
- Ledger:** ATP22, **Book:** ACTEURO, **Year:** 2003, **Period:** 1
- Journal:** AR0000014, **Description:** MODEL FOR ACR500 PAYMENT
- Date:** 1/09/03, **Currency Transaction:** USD, **Multiplier Rate:** .9756100
- Reason:** ARP22, **Book:** EUR, **Divisor Rate:** 1.0000000

Below this is a table with columns: Act, Line, Account String, Reason, Status, Summarized Debit Book, and Credit Transaction Credit Book. The table contains three lines of data:

Act	Line	Account String	Reason	Status	Summarized Debit Book	Credit Transaction Credit Book
	1	22-GA-1000CASH--			1000.00	.00
	2	22-GA-4000DIS--			346.50	.00
	3	22-10000-1200AR--			.00	1346.50
Totals	Lines			3	Transaction 1346.50	1346.50
					Book 1313.66	1313.66

Figure 1-12: Journal Entry Example in Journal Inquiry

The following is an example of a subsystem cross reference screen. This screen displays when you use F15=Subsystem from the Journal Entry screen. The screen displays the subsystem origin; columns vary, depending on the subsystem origin of the journal.

System i Home CEA310D1 Journal Inquiry ^x										
Customer Payment										
◀ ▶		Actions ▾	🖨️ 📄 Copy URL ▾	ERPLX 8.3.5 TST+RLS+Base (CH0-55) ▾						
Event Number	1004256									
Ledger	ATP22	Book	ACTEURO	Year	2003	Period	1			
Journal	AR0000014									
Act	Company	Customer	Invoice	Pfx	Document	Year	Type	Bank	Pay Type FOREX	
	Subsystem Origin		Session		Transaction			Draft Number		
<input type="text"/>	22	99519111	AUTOPAY		2003004	3		FNB	C	
	Customer Payment				32339	1			▲	

Figure 1-13: Subsystem Cross Reference in Journal Inquiry

The following is an example of the subsystem cross reference detail screen. CEA displays this screen when you select line action 11=Detail on the subsystem cross reference screen.

System i Home CEA310D1 Journal Inquiry ^x										
Customer Payment - Detail										
◀ ▶		Actions ▾	🖨️ Copy URL ▾	ERPLX 8.3.5 TST+RLS+Base (CH0-55) ▾						
Draft Number										
Subsystem Origin	Customer Payment									
Event Number	1004256									
Transaction Information										
Company	22	Bank	FNB							
Customer	99519111	Payment Type	C							
Currency	USD									
Reference	AUTOPAY		Draft Number FOREX							
Document Prefix										
Document Number	2003004									
Document Year	3									
Document Type										
Created By										
UserID	SHAIKHM	Date	1/09/03	Session	32339					

Figure 1-14: Subsystem Cross Reference – Additional Example

How ATP Builds Journal Entries

When you post through F6 (interactive) or during a batch job, ATP processing runs in the sequence described below. Two file names indicate a header/detail file relationship.

- 1 Subsystem
- 2 CEA Subsystem Event Determination (GBE/GED)
- 3 CEA Event Definition (GTN/GTD)
- 4 CEA Model Definition (GHM/GLM)
- 5 CEA Macros (GAM) and Alias Definitions (GAH)

Note: Database file names are capitalized and in parenthesis.

Subsystem

- 1 Reason code, company number, and transactional data
- 2 Exchange rates:
 - a Transaction date selects exchange rate from Exchange Rate file (GCC).
 - b Override exchange rate switch in ledger allows for subsystem (user) override.

CEA Subsystem Event Determination (GBE/GED)

The Subsystem passes information to the CEA Subsystem Event Determination (GBE/GED).

- 1 Program, reason code and, optionally, company number retrieves an event based on either Macroable Events or Default Event.
 - a Macroable events return field value from the subsystem's file that is configured by the Macro record. See CEA Macro Definitions below.
 - b If the Macroable event field is blank or if the value which was macroed from the subsystem is not a valid event name in CEA Event Definition, then the Default Event name is selected.
-

- 2 If Bypass Journal Entry flag is checked on for a program/reason code combination then no journals are produced and processing returns to the subsystem.

CEA Event Definition (GTN/GTD)

The event name is passed from the CEA Subsystem Event Determination to the CEA Event Definition (GTN/GTD).

- 1 An event has an Allow Journal Entry in error flag.
 - a Errors are allowed to post to CEA when Allow Journals in Error is checked on. These included out of balance entries or entries with invalid segments.
 - b No journals are allowed to post in error when Allow Journals in Error is checked off. All errors cause subsystem to halt processing to CEA.

Subsystem entry will back-out for the programs in which this process exists.

- 2 Approve Journals Before Posting flag allows the entry to post directly to the ledger when not selected or place it under Event Processing - Approved Events view when this option is selected. This assumes entry is not in error.
- 3 Each event can have one or more sequences based on ledger, book, and model combinations.
- 4 Journal Grouping flag for each Event Sequence combines entries under one journal number without compromising individual details.

Event, ledger, book, journal posting date, journal source, transaction currency, and exchange rate must match to be combined under one journal header.

- 5 Review Generated Journal flag for each Event Sequence displays a review screen (CEA510) for all processes run interactively when this option is selected.
- 6 Post on Currency Match flag for each Event Sequence allows an event sequence to be bypassed if this option is selected and the transaction currency does not match the book currency for this event sequence.

CEA Model Definition (GHM/GLM)

The model names from event sequences are passed to the CEA Model Definition (GHM/GLM).

- 1 Static values, macros, aliases, and advanced macros determine segments, amounts statistics, reference, analysis, and notes.
- 2 Journal source:
 - Summarizing combines all matching journal lines.
 - All lines summarized if journal source summarization is selected.
 - Natural Account Segment will summarize if journal source is off and Natural Account Segment summarization check box has been selected.
- 3 Reversing entries are established at the model level.
- 4 Each model line can have a gain/loss calculation.
- 5 Model lines will not be written if amounts and statistics are zero unless the Write Zero Amount option is selected.

CEA Macros (GAM) and Alias Definitions (GAH)

The models call CEA Macros (GAM) and Alias Definitions (GAH) to resolve individual segments, amounts, statistics, dates, and reference values.

- 1 Selects data from subsystem files (Macro/Advanced Macro)
 - 2 Translate codes to detail segments (Alias)
-

Common ATP Issues

Locating Journals

- View audit reports.

Some reports have event and journal numbers. Through CEA Event Processing (Options/Filters), select the event with the event number.

- Trace individual transactions through the system with the How ATP Builds Entries document.

Determine the following:

- Was the Bypass Journal flag set to on? If so, no entry will be created.
- Was the journal entry in error (listed on CEA200) and did the event have a blank check box for Allow Journals in Error? If so, no entry will be created until the error is corrected.
- Does the Approve Journals before Posting flag in Event Definition have a blank check box? If so, the event has posted to the ledger and is in Event Processing - Void Events view. Otherwise, it is in Event Processing - Maintain Events view.
- Use Journal Inquiry to check on the status of a journal entry.
- Verify that subsystem transaction exists by viewing data from inquiry programs (i.e. ACR300), reports (i.e. ACR210), or queries from transaction files (i.e. A/R Detail File - RAR).
- Was the transaction for a zero amount and the model lines are defined with blank check boxes for Write Zero amounts? If so, no entry was created because no lines written.
- Verify that all records (Sub-System Event Determination, Event Determination, Model Definition, and Macro Definition) correspond to the same subsystem origin or are “shared.”

“Shared” origins are only available to macros. If they are not the same or if they are shared, then no entry will be created.

Infor ERP LX Program	Subsystem Event Origin Description	Subsystem Event Origin Field Values: BEBEOR, TNBEOR, TDBEOR, HMBEOR, AMBEOR
<Macros only>	Shared	0
BIL540	Customer Invoice	2
ACR500	Customer Payment	3
ARP655	Customer Payment	3
ARP730	Customer Payment	3
CDM655	Customer Payment	3
CSH500B2	Customer Draft Proc.	4
INV920	Inventory Processing	5
PRO130	Promotion Processing	6
MLT920B	Revaluation Payable	7
ACP500	Vendor Invoice	8
ACP525	Vendor Invoice	8
ACP650	Vendor Payment	9
ACP700	Vendor Payment	9
MLT910B	Revaluation Receivable	10
CST910B	Labor Ticket	11
CSH500B1	Vendor Draft	12
PYGMEGL	Infor Payroll	88
TFM900D	Post Commitment Transactions	89
User-defined	Batch Transactions	90
Cartera	Cartera	91

CEA Model Definition – Builder Program

Enter or Select a Valid Advanced Macro for Business Event Origin

A macro was checked to be an advanced macro but no alias record exists in the alias file. Create an alias record and then the model can be saved.

Receive Message: No Event Sequence for Company Base Currency

First determine the base currency by viewing Company Master Maintenance (ACR120). Next, determine the event used by the transaction.

- View audit reports. Some reports have event names used by the transaction.

OR

- Trace individual transactions through the system with the How ATP Builds Entries document.

View the event in CEA Event Definition to show ledger/books being updated. View each individual event sequence to determine value for Post Only on Currency Match flag.

Under CEA Ledger Definition, determine each book's currency.

An active book for the fiscal year being processed with the same currency as the base currency in the Company Master is required by ATP. In addition, the Post only on Currency Match can not have an X in the check box for the event sequence which has the book currency equal to the base currency.

Receive Message: No Journal Source in Books

First step is to determine the event and model used by the transaction.

- View audit reports. Some reports have event names used by the transaction.

OR

- Trace individual transactions through the system with the How ATP Builds Entries document.

View the event in CEA Event Definition to show ledger/books being updated and the models used.

Determine the Journal Source specified by the model in CEA Model Definition. The Journal Source from the model must be defined for each active ledger/book in CEA Ledger Definition. This includes past fiscal years that are still active.

Received Message: Alias &1 Not Valid for Macro &2 for Journal Line &3

This message occurs when the alias value (&1) retrieved by the macro (&2) is not defined in the alias file for this macro (&2).

Determine the model used by the transaction.

- View audit reports. Some reports have event names used by the transaction.

OR

- Trace individual transactions through the system with the How ATP Builds Entries document.

Determine which model line generated the error by comparing model lines to journal lines created by the transaction. Note that the records could be a one to many relationship. In addition, the journal line referenced in the error message may not exist if amount is zero and the write zero line is set to off. A tip to assist in analyzing is to thoroughly describe each model line with the model line description field which is based on the amount macro, i.e. Tax Expense for the model line with amount macro SDPACS07 (Expense Line Tax Amount).

From the model line in error, determine the advanced macro by clicking on the builder button while in CEA Model Definition. Each advanced macro name can then be searched in Macro Definition to find the subsystem file and field name. The subsystem file can then be queried to see the field results used by the macro. The macro value queried from the subsystem must be in the Alias file.

Received Message: Alias A Not Valid for Macro IP01TCINV for Journal Line &3

The Inventory Processing Purchase Order Receipts model (for example RECEIPTSPO) records journals for either items or commodities. When resolving commodity journal lines, Item Type is not applicable for a commodity. In this case, the item type macro (IP0ITC) resolves to blank. To eliminate this error message, create a “default” alias for the value “blank.”

Incorrect or Unknown Segment/Analysis/Amount Values

First step is to determine the event and model used by the transaction.

- View audit reports. Some reports have event names used by the transaction.

OR

- Trace individual transactions through the system with the How ATP Builds Entries document.

Determine what model line is in error by comparing model lines to journal lines created by the transaction. Note that the records could be a one to many relationship. A tip to assist in analyzing is to thoroughly describe each

model line with the model line description field which is based on the amount macro, i.e. Tax Expense for the model line with amount macro SDPACS07 (Expense Line Tax Amount).

From the model line in error, determine the particular macro that is causing the undesired result. That particular macro name can then be used in Macro Definition to find the subsystem file and field name. The subsystem file can then be queried to see the field results used by the macro. In addition if the problem is a segment value, click on the builder button while selecting the model line in error in CEA Model Definition. If the segment has the advanced macro box checked, then the macro value queried from the subsystem has to be searched for in the Alias file with the macro name to determine the segment value used to populate the journal.

WARNING! Do not use certain combinations of macros on a single model line. Debit and credit macros on a model line must have a unique relationship with each macro on the line that resolves to a single database record.

Received Message: Debits Not Equal Credits

An amount macro may be missing. Follow instructions for message Incorrect or unknown Segment/Analysis/Amount values.

Received Message: Segment Value Not Found

First step is to determine the event name and number used by the transaction.

- View audit reports. Some reports have event names used by the transaction.

OR

- Trace individual transactions through the system with the How ATP Builds Entries document.

Next, find the individual event in Event Processing using event name and number (if known). A particular transactions event may need to be found by trial and error.

The particular problem can be found by opening the event and selecting the OK button. An error message appears listing the <event number>.<ledger>.<book>.<fiscal year>.<period>.<journal number>.<journal line> and the segment name in error. For example a message indicates line 1 for the Entity segment is incorrect. Corrections can be made on this screen for the transaction or the invalid segment value can be added in Segment Definition.

Wrong Exchange Rates or Incorrect Gain/Loss Processing

Exchanged rates used in a transaction are configurable. Rates used are based on model line definition, override exchange rate flag, and how the currency matches. The table below lists the results.

Defined Model Line Gain/Loss Indicator Description on Screen	Model Line File (GLM) - Gain/Loss Indicator Field (LMGLI)	Override Exchange Rate Flag (TYOVER) on the Book Master File (GTY)	Currency Matches?	Exchange Rate Used to Calculate Book Amounts
Not a Gain/Loss	0	0 (blank)	Book Currency equal Transaction Currency	1.00000
Positive Gain/Loss	1	0 (blank)	Book Currency equal Transaction Currency	0.00000 (no value)
Negative Gain/Loss	2	0 (blank)	Book Currency equal Transaction Currency	0.00000 (no value)
Invoice	3	0 (blank)	Book Currency equal Transaction Currency	1.00000
Not a Gain/Loss	0	1 (X in check box)	Book Currency equal Base Currency	Rate from subsystem
Positive Gain/Loss	1	1 (X in check box)	Book Currency equal Base Currency	Only Positive Result of Gain/Loss calculation based on rates from subsystem
Negative Gain/Loss	2	1 (X in check box)	Book Currency equal Base Currency	Only Negative Result of Gain/Loss calculation based on rates from subsystem

Defined Model Line Gain/Loss Indicator Description on Screen	Model Line File (GLM) - Gain/Loss Indicator Field (LMGLI)	Override Exchange Rate Flag (TYOVER) on the Book Master File (GTY)	Currency Matches?	Exchange Rate Used to Calculate Book Amounts
Invoice	3	1 (X in check box)	Book Currency equal Base Currency	Rate from subsystem's original invoice exchange rate
Not a Gain/Loss	0	0 (blank)	Book Currency equal Base Currency	Rate from Exchange Rate file (GCC) based on date from subsystem's original invoice
Positive Gain/Loss	1	0 (blank)	Book Currency equal Base Currency	Only Positive Result of Gain/Loss calculation based on rates from Exchange Rate file (GCC)
Negative Gain/Loss	2	0 (blank)	Book Currency equal Base Currency	Only Negative Result of Gain/Loss calculation based on rates from Exchange Rate file (GCC)
Invoice	3	0 (blank)	Book Currency equal Base Currency	Rate from Exchange Rate file (GCC) based on date from subsystem's original invoice
Not a Gain/Loss	0	Either 0 (blank) or 1 (X in check box)	Book does not equal Base or Transaction Currency	Rate from Exchange Rate file (GCC) based on date from subsystem's original invoice

Defined Model Line Gain/Loss Indicator Description on Screen	Model Line File (GLM) - Gain/Loss Indicator Field (LMGLI)	Override Exchange Rate Flag (TYOVER) on the Book Master File (GTY)	Currency Matches?	Exchange Rate Used to Calculate Book Amounts
Positive Gain/Loss	1	Either 0 (blank) or 1 (X in check box)	Book does not equal Base or Transaction Currency	Only Positive Result of Gain/Loss calculation based on rates from Exchange Rate file (GCC)
Negative Gain/Loss	2	Either 0 (blank) or 1 (X in check box)	Book does not equal Base or Transaction Currency	Only Negative Result of Gain/Loss calculation based on rates from Exchange Rate file (GCC)
Invoice	3	Either 0 (blank) or 1 (X in check box)	Book does not equal Base or Transaction Currency	Rate from Exchange Rate file (GCC) based on date from subsystem's original invoice

How ATP Builds Journal Entries

When you post through F6 (interactive) or during a batch job, ATP processing runs in the sequence described below. Two file names indicate a header/detail file relationship.

- 1 Subsystem
- 2 CEA Subsystem Event Determination (GBE/GED)
- 3 CEA Event Definition (GTN/GTD)
- 4 CEA Model Definition (GHM/GLM)
- 5 CEA Macros (GAM) and Alias Definitions (GAH)

Note: Database file names are capitalized and in parenthesis.

Subsystem

- 1 Reason code, company number, and transactional data
- 2 Exchange rates:
 - a Transaction date selects exchange rate from Exchange Rate file (GCC).
 - b Override exchange rate switch in ledger allows for subsystem (user) override.

CEA Subsystem Event Determination (GBE/GED)

The Subsystem passes information to the CEA Subsystem Event Determination (GBE/GED).

- 1 Program, reason code and, optionally, company number retrieves an event based on either Macroable Events or Default Event.
 - a Macroable events return field value from the subsystem's file that is configured by the Macro record. See CEA Macro Definitions below.
 - b If the Macroable event field is blank or if the value which was macroed from the subsystem is not a valid event name in CEA Event Definition, then the Default Event name is selected.

- 2 If Bypass Journal Entry flag is checked on for a program/reason code combination then no journals are produced and processing returns to the subsystem.

CEA Event Definition (GTN/GTD)

The event name is passed from the CEA Subsystem Event Determination to the CEA Event Definition (GTN/GTD).

- 1 An event has an Allow Journal Entry in error flag.
 - a Errors are allowed to post to CEA when Allow Journals in Error is checked on. These included out of balance entries or entries with invalid segments.
 - b No journals are allowed to post in error when Allow Journals in Error is checked off. All errors cause subsystem to halt processing to CEA.

Subsystem entry will back-out for the programs in which this process exists.

- 2 Approve Journals Before Posting flag allows the entry to post directly to the ledger when not selected or place it under Event Processing - Approved Events view when this option is selected. This assumes entry is not in error.
- 3 Each event can have one or more sequences based on ledger, book, and model combinations.
- 4 Journal Grouping flag for each Event Sequence combines entries under one journal number without compromising individual details.

Event, ledger, book, journal posting date, journal source, transaction currency, and exchange rate must match to be combined under one journal header.

- 5 Review Generated Journal flag for each Event Sequence displays a review screen (CEA510) for all processes run interactively when this option is selected.
- 6 Post on Currency Match flag for each Event Sequence allows an event sequence to be bypassed if this option is selected and the transaction currency does not match the book currency for this event sequence.

CEA Model Definition (GHM/GLM)

The model names from event sequences are passed to the CEA Model Definition (GHM/GLM).

- 1 Static values, macros, aliases, and advanced macros determine segments, amounts statistics, reference, analysis, and notes.
- 2 Journal source:
 - Summarizing combines all matching journal lines.
 - All lines summarized if journal source summarization is selected.
 - Natural Account Segment will summarize if journal source is off and Natural Account Segment summarization check box has been selected.
- 3 Reversing entries are established at the model level.
- 4 Each model line can have a gain/loss calculation.
- 5 Model lines will not be written if amounts and statistics are zero unless the Write Zero Amount option is selected.

CEA Macros (GAM) and Alias Definitions (GAH)

The models call CEA Macros (GAM) and Alias Definitions (GAH) to resolve individual segments, amounts, statistics, dates, and reference values.

- 1 Selects data from subsystem files (Macro/Advanced Macro)
- 2 Translate codes to detail segments (Alias)

Common ATP Issues

Locating Journals

- View audit reports.

Some reports have event and journal numbers. Through CEA Event Processing (Options/Filters), select the event with the event number.

- Trace individual transactions through the system with the How ATP Builds Entries document.

Determine the following:

- Was the Bypass Journal flag set to on? If so, no entry will be created.
- Was the journal entry in error (listed on CEA200) and did the event have a blank check box for Allow Journals in Error? If so, no entry will be created until the error is corrected.
- Does the Approve Journals before Posting flag in Event Definition have a blank check box? If so, the event has posted to the ledger and is in Event Processing - Void Events view. Otherwise, it is in Event Processing - Maintain Events view.
- Use Journal Inquiry to check on the status of a journal entry.
- Verify that subsystem transaction exists by viewing data from inquiry programs (i.e. ACR300), reports (i.e. ACR210), or queries from transaction files (i.e. A/R Detail File - RAR).
- Was the transaction for a zero amount and the model lines are defined with blank check boxes for Write Zero amounts? If so, no entry was created because no lines written.
- Verify that all records (Sub-System Event Determination, Event Determination, Model Definition, and Macro Definition) correspond to the same subsystem origin or are "shared."

"Shared" origins are only available to macros. If they are not the same or if they are shared, then no entry will be created.

Infor ERP LX Program	Subsystem Event Origin Description	Subsystem Event Origin Field Values: BEBEOR, TNBEOR, TDBEOR, HMBEOR, AMBEOR
<Macros only>	Shared	0
BIL540	Customer Invoice	2
ACR500	Customer Payment	3
ARP655	Customer Payment	3
ARP730	Customer Payment	3
CDM655	Customer Payment	3
CSH500B2	Customer Draft Proc.	4
INV920	Inventory Processing	5
PRO130	Promotion Processing	6
MLT920B	Revaluation Payable	7
ACP500	Vendor Invoice	8
ACP525	Vendor Invoice	8
ACP650	Vendor Payment	9
ACP700	Vendor Payment	9
MLT910B	Revaluation Receivable	10
CST910B	Labor Ticket	11
CSH500B1	Vendor Draft	12
PYGMEGL	Infor Payroll	88
TFM900D	Post Commitment Transactions	89
User-defined	Batch Transactions	90
Cartera	Cartera	91

CEA Model Definition – Builder Program

Enter or Select a Valid Advanced Macro for Business Event Origin

A macro was checked to be an advanced macro but no alias record exists in the alias file. Create an alias record and then the model can be saved.

Receive Message: No Event Sequence for Company Base Currency

First determine the base currency by viewing Company Master Maintenance (ACR120). Next, determine the event used by the transaction.

- View audit reports. Some reports have event names used by the transaction.

OR

- Trace individual transactions through the system with the How ATP Builds Entries document.

View the event in CEA Event Definition to show ledger/books being updated. View each individual event sequence to determine value for Post Only on Currency Match flag.

Under CEA Ledger Definition, determine each book's currency.

An active book for the fiscal year being processed with the same currency as the base currency in the Company Master is required by ATP. In addition, the Post only on Currency Match can not have an X in the check box for the event sequence which has the book currency equal to the base currency.

Receive Message: No Journal Source in Books

First step is to determine the event and model used by the transaction.

- View audit reports. Some reports have event names used by the transaction.

OR

- Trace individual transactions through the system with the How ATP Builds Entries document.

View the event in CEA Event Definition to show ledger/books being updated and the models used.

Determine the Journal Source specified by the model in CEA Model Definition. The Journal Source from the model must be defined for each active ledger/book in CEA Ledger Definition. This includes past fiscal years that are still active.

Received Message: Alias &1 Not Valid for Macro &2 for Journal Line &3

This message occurs when the alias value (&1) retrieved by the macro (&2) is not defined in the alias file for this macro (&2).

Determine the model used by the transaction.

- View audit reports. Some reports have event names used by the transaction.

OR

- Trace individual transactions through the system with the How ATP Builds Entries document.

Determine which model line generated the error by comparing model lines to journal lines created by the transaction. Note that the records could be a one to many relationship. In addition, the journal line referenced in the error message may not exist if amount is zero and the write zero line is set to off. A tip to assist in analyzing is to thoroughly describe each model line with the model line description field which is based on the amount macro, i.e. Tax Expense for the model line with amount macro SDPACS07 (Expense Line Tax Amount).

From the model line in error, determine the advanced macro by clicking on the builder button while in CEA Model Definition. Each advanced macro name can then be searched in Macro Definition to find the subsystem file and field name. The subsystem file can then be queried to see the field results used by the macro. The macro value queried from the subsystem must be in the Alias file.

Received Message: Alias A Not Valid for Macro IP01TCINV for Journal Line &3

The Inventory Processing Purchase Order Receipts model (for example RECEIPTSPO) records journals for either items or commodities. When resolving commodity journal lines, Item Type is not applicable for a commodity. In this case, the item type macro (IP0ITC) resolves to blank. To eliminate this error message, create a “default” alias for the value “blank.”

Incorrect or Unknown Segment/Analysis/Amount Values

First step is to determine the event and model used by the transaction.

- View audit reports. Some reports have event names used by the transaction.

OR

- Trace individual transactions through the system with the How ATP Builds Entries document.

Determine what model line is in error by comparing model lines to journal lines created by the transaction. Note that the records could be a one to many relationship. A tip to assist in analyzing is to thoroughly describe each

model line with the model line description field which is based on the amount macro, i.e. Tax Expense for the model line with amount macro SDPACS07 (Expense Line Tax Amount).

From the model line in error, determine the particular macro that is causing the undesired result. That particular macro name can then be used in Macro Definition to find the subsystem file and field name. The subsystem file can then be queried to see the field results used by the macro. In addition if the problem is a segment value, click on the builder button while selecting the model line in error in CEA Model Definition. If the segment has the advanced macro box checked, then the macro value queried from the subsystem has to be searched for in the Alias file with the macro name to determine the segment value used to populate the journal.

WARNING! Do not use certain combinations of macros on a single model line. Debit and credit macros on a model line must have a unique relationship with each macro on the line that resolves to a single database record.

Received Message: Debits Not Equal Credits

An amount macro may be missing. Follow instructions for message Incorrect or unknown Segment/Analysis/Amount values.

Received Message: Segment Value Not Found

First step is to determine the event name and number used by the transaction.

- View audit reports. Some reports have event names used by the transaction.

OR

- Trace individual transactions through the system with the How ATP Builds Entries document.

Next, find the individual event in Event Processing using event name and number (if known). A particular transactions event may need to be found by trial and error.

The particular problem can be found by opening the event and selecting the OK button. An error message appears listing the <event number>.<ledger>.<book>.<fiscal year>.<period>.<journal number>.<journal line> and the segment name in error. For example a message indicates line 1 for the Entity segment is incorrect. Corrections can be made on this screen for the transaction or the invalid segment value can be added in Segment Definition.

Wrong Exchange Rates or Incorrect Gain/Loss Processing

Exchanged rates used in a transaction are configurable. Rates used are based on model line definition, override exchange rate flag, and how the currency matches. The table below lists the results.

Defined Model Line Gain/Loss Indicator Description on Screen	Model Line File (GLM) - Gain/Loss Indicator Field (LMGLI)	Override Exchange Rate Flag (TYOVER) on the Book Master File (GTY)	Currency Matches?	Exchange Rate Used to Calculate Book Amounts
Not a Gain/Loss	0	0 (blank)	Book Currency equal Transaction Currency	1.00000
Positive Gain/Loss	1	0 (blank)	Book Currency equal Transaction Currency	0.00000 (no value)
Negative Gain/Loss	2	0 (blank)	Book Currency equal Transaction Currency	0.00000 (no value)
Invoice	3	0 (blank)	Book Currency equal Transaction Currency	1.00000
Not a Gain/Loss	0	1 (X in check box)	Book Currency equal Base Currency	Rate from subsystem
Positive Gain/Loss	1	1 (X in check box)	Book Currency equal Base Currency	Only Positive Result of Gain/Loss calculation based on rates from subsystem
Negative Gain/Loss	2	1 (X in check box)	Book Currency equal Base Currency	Only Negative Result of Gain/Loss calculation based on rates from subsystem

Defined Model Line Gain/Loss Indicator Description on Screen	Model Line File (GLM) - Gain/Loss Indicator Field (LMGLI)	Override Exchange Rate Flag (TYOVER) on the Book Master File (GTY)	Currency Matches?	Exchange Rate Used to Calculate Book Amounts
Invoice	3	1 (X in check box)	Book Currency equal Base Currency	Rate from subsystem's original invoice exchange rate
Not a Gain/Loss	0	0 (blank)	Book Currency equal Base Currency	Rate from Exchange Rate file (GCC) based on date from subsystem's original invoice
Positive Gain/Loss	1	0 (blank)	Book Currency equal Base Currency	Only Positive Result of Gain/Loss calculation based on rates from Exchange Rate file (GCC)
Negative Gain/Loss	2	0 (blank)	Book Currency equal Base Currency	Only Negative Result of Gain/Loss calculation based on rates from Exchange Rate file (GCC)
Invoice	3	0 (blank)	Book Currency equal Base Currency	Rate from Exchange Rate file (GCC) based on date from subsystem's original invoice
Not a Gain/Loss	0	Either 0 (blank) or 1 (X in check box)	Book does not equal Base or Transaction Currency	Rate from Exchange Rate file (GCC) based on date from subsystem's original invoice

Defined Model Line Gain/Loss Indicator Description on Screen	Model Line File (GLM) - Gain/Loss Indicator Field (LMGLI)	Override Exchange Rate Flag (TYOVER) on the Book Master File (GTY)	Currency Matches?	Exchange Rate Used to Calculate Book Amounts
Positive Gain/Loss	1	Either 0 (blank) or 1 (X in check box)	Book does not equal Base or Transaction Currency	Only Positive Result of Gain/Loss calculation based on rates from Exchange Rate file (GCC)
Negative Gain/Loss	2	Either 0 (blank) or 1 (X in check box)	Book does not equal Base or Transaction Currency	Only Negative Result of Gain/Loss calculation based on rates from Exchange Rate file (GCC)
Invoice	3	Either 0 (blank) or 1 (X in check box)	Book does not equal Base or Transaction Currency	Rate from Exchange Rate file (GCC) based on date from subsystem's original invoice

This chapter discusses Advanced Transaction Processing used with the Accounts Payable product.

The chapter consists of the following topics:

Topic	Page
Accounts Payable Macro Availability	2-2
Programs and Accounting Entries	2-41

Accounts Payable Macro Availability


This chapter covers Vendor Invoicing, Vendor Payment, and Revaluation Payables. The macros in the following tables are used with the Accounts Payable subsystem.

File	Description	Vendor Invoice		Vendor Payment		Revaluation Processing
		ACP500	ACP525	ACP650	ACP700	MLT920 A/P
ABK	Bank Master	X	X	X	X	X
AMH	Payments Header			X	X	
AML	Payments Detail			X	X	
APH	Invoice Header	X	X	X	X	X
ARL	Recurring Payable Line		X			
ARP	Recurring Payable Header		X			
ASD	Invoice Detail	X	X			
ATX	A/P Tax History			X	X	
ATY	Vendor Type	X	X	X	X	X
AVM	Vendor Master	X	X	X	X	X
ODH	Draft Header			X		X
ODL	Draft Lines			X		X
OPA	Payment Agreement			X		
OPD	Payment Distribution			X		
UFD	Revaluation Folios					X
URD	Revaluation Definitions					X
ZRP01M	Revaluation Payables					X
ZVI01M	Vendor Invoice	X	X			

File	Description	Vendor Invoice		Vendor Payment		Revaluation Processing
		ACP500	ACP525	ACP650	ACP700	MLT920 A/P
ZVP01M	Vendor Payment			X	X	

Macros by File Name

The Macros file is shipped complete with all available macros created. The following table lists the available macros.

Advanced Macros are indicated by .

WARNING! Do not use certain combinations of macros on a single model line. Debit and credit macros on a model line must have a unique relationship with each macro on the line that resolves to a single database record.

For example, if the amount macro is from the AMH file, the model line should not use any macros from the AML file for segment, reference, or analysis fields. Because there is not a unique key from the AMH file to a single AML record, the AML macro will not resolve correctly.

Revaluation Payables

Parameter List: ZRP01M

Macro and Description	Macro Field	Use Macro As			
		Seg.	Date	Amount	Reference
RP01AT Agreement Type	RP01AT	X			X
RP01BC Bank Charge Amount	RP01BC			X	X
RP01BK Bank	RP01BK	X			X
RP01CC Transaction Currency	RP01CC	X			X
RP01CO Company Number	RP01CO	X			X

Use Macro As

Macro and Description	Macro Field	Seg.	Date	Amount	Reference
<input checked="" type="checkbox"/> RP01COAPAC Accounts Payable	RP01CO	X			
<input checked="" type="checkbox"/> RP01CORELG Realized Gain	RP01CO	X			
<input checked="" type="checkbox"/> RP01CORELL Realized Loss	RP01CO	X			
<input checked="" type="checkbox"/> RP01COUNRG Unrealized Gain	RP01CO	X			
<input checked="" type="checkbox"/> RP01COUNRL Unrealized Loss	RP01CO	X			
RP01DD Due Date	RP01DD		X		X
RP01DN Draft Number	RP01DN				X
RP01DP Document Prefix	RP01DP	X			X
RP01FI Folio Identifier	RP01FI	X			X
RP01FX Foreign Exchange Reservation	RP01FX	X			X
RP01GD GL Posting Date	RP01GD		X		X
RP01ID Invoice Date	RP01ID		X		X
RP01IR Invoice Number	RP01IR				X
RP01IS Issued Date	RP01IS		X		X
RP01PC Profit Center	RP01PC	X			X
RP01PD Period Ending Date	RP01PD		X		X
RP01PM Processing Method	RP01PM	X			X

Use Macro As

Macro and Description	Macro Field	Seg.	Date	Amount	Reference
RP01PN Draft Payment Number	RP01PN				X
RP01PT Payment Total	RP01PT			X	X
RP01PV Vendor Number (VN)	RP01PV	X			X
RP01PY Payment Type	RP01PY	X			X
RP01RD Invoice Receipt Date	RP01RD		X		X
RP01RI Revaluation Identifier	RP01RI	X			X
<input checked="" type="checkbox"/> RP01RICNTR Control Account	RP01RI	X			
<input checked="" type="checkbox"/> RP01RIUNRG Unrealized Gain	RP01RI	X			
<input checked="" type="checkbox"/> RP01RIUNRL Unrealized Loss	RP01RI	X			
RP01RR Reference Number	RP01RR	X			X
RP01RS Sequence Number	RP01RS				X
RP01SN Sequence Number	RP01SN				X
RP01ST Stamp Tax Amount	RP01ST			X	X
RP01TA Transaction Amount	RP01TA			X	X
RP01TC Terms Code	RP01TC	X			X
RP01VC Sales Tax Code	RP01VC	X			X
RP01VN Vendor Number	RP01VN	X			X

Use Macro As

Macro and Description	Macro Field	Seg.	Date	Amount	Reference
RP01VT Vendor Type	RP01VT	X			X
<input checked="" type="checkbox"/> RP01VTAPAC Accounts Payable Account	RP01VT	X			
<input checked="" type="checkbox"/> RP01VTRELG Realized Gain Account	RP01VT	X			
<input checked="" type="checkbox"/> RP01VTRELL Realized Loss Account	RP01VT	X			
<input checked="" type="checkbox"/> RP01VTUNRG Unrealized Gain Account	RP01VT	X			
<input checked="" type="checkbox"/> RP01VTUNRL Unrealized Loss Account	RP01VT	X			

Vendor Invoicing

Parameter List: ZVI01M Subsystem Origin: VI

Note: The following macros are retired:

Macro	Description	Replacement	Replacement Description
VI01LN	Line Number	SDDG02	Segment 2 (Purchase Order Line Number)
VI01LT	Line Type	SDLTCD	Line Type
VI01NF	Non-Inventory Flag	No replacement	

Use Macro As

Macro and Description	Macro Field	Seg.	Date	Amount	Reference
VI01BK Bank Code	VI01BK	X			X

Use Macro As

Macro and Description	Macro Field	Seg.	Date	Amount	Reference
VI01CC Currency	VI01CC	X			X
VI01CO Company Number	VI01CO	X			X
VI01DS Invoice Description	VI01DS				X
VI01FX Foreign Exchange Reservation	VI01FX	X			X
VI01IR Invoice Reference	VI01IR	X			X
VI01MD Mode Description	VI01MD	X			X
VI01PO Purchase Order Number	VI01PO	X			X
VI01PN Pay to Vendor Number	VI01PN	X			X
VI01PT Vendor Number	VI01PT	X			X
<input checked="" type="checkbox"/> VI01PTDAAC Discount Available Acct	VI01PT	X			
<input checked="" type="checkbox"/> VI01PTEXP1 Expense 1	VI01PT	X			
<input checked="" type="checkbox"/> VI01PTRPY1 Recurring Payable Expense 1	VI01PT	X			
<input checked="" type="checkbox"/> VI01PTRPY2 Recurring Payable Expense 2	VI01PT	X			
<input checked="" type="checkbox"/> VI01PTRPY3 Recurring Payable Expense 3	VI01PT	X			
VI01PX Document Prefix	ZVI01M	X			X
VI01PY Payment Type	VI01PY	X			X
VI01RP Recurring Payables Reference No.	VI01RP	X			X

Use Macro As

Macro and Description	Macro Field	Seg.	Date	Amount	Reference
<input checked="" type="checkbox"/> VI01RPAPAC Accounts Payable Acct	VI01RP	X			
VI01TC Customer Vendor Tax Code	VI01TC	X			X
VI01TP Vendor Type	VI01TP	X			X
<input checked="" type="checkbox"/> VI01TPAPAC Accounts Payable Liability Account	VI01TP	X			
<input checked="" type="checkbox"/> VI01TPAPPC Accounts Payable Liability Profit Center	VI01TP	X			
<input checked="" type="checkbox"/> VI01TPCEAC Charge Exposure Account	VI01TP	X			
<input checked="" type="checkbox"/> VI01TPCEPC Charge Exposure Profit Center	VI01TP	X			
<input checked="" type="checkbox"/> VI01TPDTPC Discount Taken Profit Center based on Vendor Type	VI01TP	X			
<input checked="" type="checkbox"/> VI01TPDTAC Discount Taken Account based on Vendor Type	VI01TP	X			X
<input checked="" type="checkbox"/> VI01TPRPY1 Recur. Payable Expense 1	VI01TP	X			
<input checked="" type="checkbox"/> VI01TPRPY2 Recur. Payable Expense 2	VI01TP	X			
<input checked="" type="checkbox"/> VI01TPRPY3 Recur. Payable Expense 3	VI01TP	X			
VI01TPCEAC Charge Exposure Account	VI01TP	X			
VI01TPCEPC Charge Exposure Profit Center	VI01TP	X			
<input checked="" type="checkbox"/> VI01TPDAAC Discount Available Acct	VI01TP	X			X

Use Macro As

Macro and Description	Macro Field	Seg.	Date	Amount	Reference
<input checked="" type="checkbox"/> VI01TPDAPC Discount Available Profit Center	VI01TP	X			X
<input checked="" type="checkbox"/> VI01TPEXP1 Distribution Expense Account 1	VI01TP	X			
<input checked="" type="checkbox"/> VI01TPEXP2 Distribution Expense Account 2	VI01TP	X			
<input checked="" type="checkbox"/> VI01TPEXP3 Distribution Expense Account 3	VI01TP	X			
<input checked="" type="checkbox"/> VI01TPEXP4 Distribution Expense Account 4	VI01TP	X			
<input checked="" type="checkbox"/> VI01TPEXP5 Distribution Expense Account 5	VI01TP	X			
<input checked="" type="checkbox"/> VI01TPEXP6 Distribution Expense Account 6	VI01TP	X			
VI01TT Mode	VI01TT	X			X
VI01VT Pay to Vendor Type	VI01VT	X			X

Vendor Payments

Parameter List: ZVP01M
Subsystem Origin: VP

Use Macro As

Macro and Description	Macro Field	Seg.	Date	Amount	Reference
VP01BK Bank Code	VP01BK	X			X
VP01CC Currency	VP01CC	X			X
VP01CO Company	VP01CO	X			X

Use Macro As

Macro and Description	Macro Field	Seg.	Date	Amount	Reference
<input checked="" type="checkbox"/> VP01COAX Stamp Tax Account	VP01CO	X			X
VP01DN Draft Number	VP01DN	X			X
VP01DR Draft Payable Amount	VP01DR			X	X
VP01FS From Status Draft	VP01FS	X			X
VP01FX Foreign Exchange Reservation	VP01FX	X			X
VP01IR Invoice Reference	VP01IR	X			X
VP01LN Line Number	VP01LN				X
VP01MD Mode Description	VP01MD	X			X
VP01PC To Profit Center Draft	VP01PC	X			X
VP01PT Pay to Vendor Number	VP01PT	X			X
VP01PX Document Prefix	VP01PX	X			X
VP01PY Payment Type 1	VP01PY	X			X
VP01RD Pay or Recognition Date	VP01RD		X		X
VP01RN Reference Number	VP01RN	X			X
<input checked="" type="checkbox"/> VP01S1 User-defined 1 Draft	VP01S1	X			X
<input checked="" type="checkbox"/> VP01S2 User-defined 2 Draft	VP01S2	X			X
VP01SQ Document Sequence	VP01SQ				X

Use Macro As

Macro and Description	Macro Field	Seg.	Date	Amount	Reference
VP01SR Sub Reference Number	VP01SR				X
VP01TC Customer Vendor Tax Code	VP01TC	X			X
VP01TP Invoice Vendor Type	VP01TP	X			X
VP01TT Mode	VP01TT	X			X
VP01TS To Status Draft	VP01TS	X			X
VP01UNCR Unallocated Liability Credit	VP01UNCR			X	X
VP01UNDR Unallocated Liability Debit	VP01UNDR			X	X
VP01VN Invoice Vendor Number	VP01VN	X			X
VP01VT Vendor Type	VP01VT	X			X
<input checked="" type="checkbox"/> VP01VTAPAC Accounts Payable Acct	VP01VT	X			
<input checked="" type="checkbox"/> VP01VTAPPC Accounts Payable Profit Center	VP01VT	X			
<input checked="" type="checkbox"/> VP01VTDAAC Discount Available	VP01VT	X			
<input checked="" type="checkbox"/> VP01VTDAPC Discount Available Profit Center	VP01VT	X			
<input checked="" type="checkbox"/> VP01VTDLAC Discount Loss Account	VP01VT	X			
<input checked="" type="checkbox"/> VP01VTDLPC Discount Loss Profit Center	VP01VT	X			
<input checked="" type="checkbox"/> VP01VTDOAC Discount Offset Acct	VP01VT	X			
<input checked="" type="checkbox"/> VP01VTDOPC Discount Offset Profit Center	VP01VT	X			

Use Macro As

Macro and Description	Macro Field	Seg.	Date	Amount	Reference
<input checked="" type="checkbox"/> VP01VTDTAC Discount Taken Account	VP01VT	X			
<input checked="" type="checkbox"/> VP01VTDTPC Discount Taken Profit Center	VP01VT	X			
<input checked="" type="checkbox"/> VP01VTRGAC Realized Gain Account	VP01VT	X			
<input checked="" type="checkbox"/> VP01VTRGPC Realized Gain Profit Center	VP01VT	X			
<input checked="" type="checkbox"/> VP01VTRLAC Realized Loss Account	VP01VT	X			
<input checked="" type="checkbox"/> VP01VTRLPC Realized Loss Profit Center	VP01VT	X			
<input checked="" type="checkbox"/> VP01VTTAPC Tax Adjustment Profit Center	VP01VT	X			
<input checked="" type="checkbox"/> VP01VTULAC Unallocated Account	VP01VT	X			
<input checked="" type="checkbox"/> VP01VTULPC Unallocated Profit Center	VP01VT	X			
VP01WS Workstation Identifier	VP01WS	X			X
VP01YP Agreement Type	VP01YP	X			X
VP0101 Stamp Tax (ST) Amount	VP0101			X	X
VP0102 Bank Charges (BC) Amount	VP0102			X	X
VP0103 Stamp Tax and Bank Charges Liability Account	VP0103			X	X
VP0104 Cash Credit	VP0104			X	X
VP0105 Unallocated Liability-Debit	VP0105			X	X
VP0106 Discount Taken	VP0106			X	X

Use Macro As

Macro and Description	Macro Field	Seg.	Date	Amount	Reference
VP0107 Discount Available	VP0107			X	X
VP0108 Discount Lost-DB	VP0108			X	X
VP0109 Liability for Discount Lost	VP0109			X	X
VP0110 Tax Adjustment	VP0110			X	X
VP0111 Discount Taken for Tax	VP0111			X	X
VP0112 A/P Liability Amount Net	VP0112			X	X

ABK Bank Master

Subsystem Origin: Shared

Use Macro As

Macro and Description	Macro Field	Seg.	Date	Amount	Reference
BANK Bank	BANK	X			X
BKACCT Bank Account	BKACCT	X			X
<input checked="" type="checkbox"/> BKACCTBCHG Bank Charge Account	BKACCT	X			
<input checked="" type="checkbox"/> BKACCTBINT Bank Interest Account	BKACCT	X			
<input checked="" type="checkbox"/> BKACCTCASH Cash Account	BKACCT	X			
BKATYP Bank Account Type	BKATYP	X			X
BKBNKC Bank Code	BKBNKC	X			X

Use Macro As

Macro and Description	Macro Field	Seg.	Date	Amount	Reference
BKBRNO Branch	BKBRNO	X			X
BPCOV Bank Profit Center	BPCOV	X			X

AMH Payments Header

Subsystem Origin: VP (Vendor Payment)

Use Macro As

Macro and Description	Macro Field	Seg.	Date	Amount	Reference
AGCNFC Global Exchange Rate	AGCNFC				X
AMCNFC Currency Exchange Rate	AMCNFC				X
AMHALL Amount Allocated to Invoice	AMHALL			X	X
AMHCPC Profit Center	AMHCPC	X			X
AMHDIS Discount Taken	AMHDIS			X	X
AMHPAM Payment Amount	AMHPAM			X	X
AMHSTS Record Status	AMHSTS	X			X
AMHTDA Date of Payment	AMHTDA		X		X
AMHTTY Transaction Type	AMHTTY	X			X
AMREAS Reason Code	AMREAS	X			X

Use Macro As

Macro and Description	Macro Field	Seg.	Date	Amount	Reference
AOCNVF Original Payment Exchange Rate	AOCNVF				X

AML Payments Detail

Subsystem Origin: VP (Vendor Payment)

Use Macro As

Macro and Description	Macro Field	Seg.	Date	Amount	Reference
AMLAMC Cash Amount	AMLAMC			X	X
AMLCOC Cash Company	AMLCOC	X			X
AMLCOD Discount Taken Company	AMLCOD	X			X
AMLCOL Liability Company	AMLCOL	X			X
AMLDAM Discount Taken Amount	AMLDAM			X	X
AMLDAMA Discount Taken Amount Debit	AMLDAM			X	X
AMLDAMB Discount Taken Amount Credit	AMLDAM			X	X
AMLIVN Invoice Vendor Number	AMLIVN	X			X
AMLLAM Liability Amount	AMLLAM			X	X
AMLLAMNT Net Amount	AMLLAMNT			X	X
AMLLTP Line Type	AMLLTP	X			X

Use Macro As

Macro and Description	Macro Field	Seg.	Date	Amount	Reference
AMLPCC Cash Profit Center	AMLPCC	X			X
AMLPCD Discount Taken Profit Center	AMLPCD	X			X
AMLPCL Liability Profit Center	AMLPCL	X			X
MLBCAP Charge Exposure Line Amount	MLBCAP			X	X
MLCCAP Charge Applied Line Amount	MLCCAP			X	X
MLDCYR Document Year	MLDCYR	X			X
MLDCSQ Document Sequence Number	MLDCSQ				X
MLTDCO Discount Available Company	MLTDCO	X			X
MLTDPC Discount Available Profit Center	MLTDPC	X			X
MLTDRA Discount Reversal Amount	MLTDRA			X	X

APH Invoice Header

Subsystem Origin: Shared

Use Macro As

Macro and Description	Macro Field	Seg.	Date	Amount	Reference
ABOCNF Recognition Rate	ABOCNF				X
ADISCD Invoice Discount Date	ADISCD		X		X
ADUEDT Invoice Due Date	ADUEDT		X		X

Use Macro As

Macro and Description	Macro Field	Seg.	Date	Amount	Reference
AINVDT Invoice Date	AINVDT		X		X
APCDAV Current Discount Available	APCDAV			X	X
APCINA Current Invoice Amount	APCINA			X	X
APHPND Pay to Vendor	APHPND	X			X
APHWRK Payment Amount	APHWRK			X	X
APIRDT Invoice Receipt Date	APIRDT		X		X
APIRRF Invoice Reference	APIRRF	X			X
APLIPC Profit Center	APLIPC	X			X
APRESN Reason Code	APRESN	X			X
APTERM Invoice Terms	APTERM	X			X
APVNDR Vendor Code	APVNDR	X			X
<input checked="" type="checkbox"/> APVNDREXP1 Expense One	APVNDR	X			
<input checked="" type="checkbox"/> APVNDREXP2 Expense Two	APVNDR	X			
<input checked="" type="checkbox"/> APVNDREXP3 Expense Three	APVNDR	X			
<input checked="" type="checkbox"/> APVNDREXP4 Expense Four	APVNDR	X			
<input checked="" type="checkbox"/> APVNDREXP5 Expense Five	APVNDR	X			
APVNTX Vendor Tax Code	APVNTX	X			X

AVNDTY Vendor Type	AVNDTY	X			X
<input checked="" type="checkbox"/> AVNDTYAPAC Accounts Payable	AVNDTY	X			
<input checked="" type="checkbox"/> AVNDTYDAAC Discount Available	AVNDTY	X			
<input checked="" type="checkbox"/> AVNDTYEXP1 Expense 1	AVNDTY	X			
<input checked="" type="checkbox"/> AVNDTYEXP2 Expense 2	AVNDTY	X			
<input checked="" type="checkbox"/> AVNDTYEXP3 Expense 3	AVNDTY	X			
<input checked="" type="checkbox"/> AVNDTYEXP4 Expense 4	AVNDTY	X			
<input checked="" type="checkbox"/> AVNDTYEXP5 Expense 5	AVNDTY	X			
PHDCPX Document Prefix	PHDCPX	X			X
PHDCYR Document Year	PHDCYR	X			X
PHHTRC Highest Tax Rate Code	PHHTRC	X			X
PHHTRT Highest Tax Rate	PHHTRT				X
PHTXBA Tax Amount, Transaction	PHTXBA			X	X
PHTXDD Tax Deduct/Nondeduct	PHTXDD	X			X
PHVTSP Tax Lag Flag	PHVTSP	X			X

Note: In order for macro **APIRRF** to resolve correctly, you must enter information in the Invoice Reference field in upper case.

ARL Recurring Payable Line

Subsystem Origin: VI (Vendor Invoicing)

Use Macro As

Macro and Description	Macro Field	Seg.	Date	Amount	Reference
RLLAM Amount	RRLAM			X	X
RLLDA Discount Indicator	RLLDA	X			X
RLLINE Recurring Line Number	RLLINE				X
RLLPC Profit Center	RLLPC	X			X
<input checked="" type="checkbox"/> RLLPCSEG01 Account Segment 01	RLLPC	X			
<input checked="" type="checkbox"/> RLLPCSEG02 Account Segment 02	RLLPC	X			
<input checked="" type="checkbox"/> RLLPCSEG03 Account Segment 03	RLLPC	X			
RLLQN Quantity	RLLQN			X	X
RLTAX Tax Code	RLTAX	X			X

When you run Recurring Payables Post, ARL information is used for ASD Invoice Detail. ASD macros are recommended instead of ARL macros.

ARP Recurring Payable Header

Subsystem Origin: VI (Vendor Invoicing)

Use Macro As

Macro and Description	Macro Field	Seg.	Date	Amount	Reference
RECURN Reference Number	RECURN	X			X

Use Macro As

Macro and Description	Macro Field	Seg.	Date	Amount	Reference
<input checked="" type="checkbox"/> RECURNAPAC Accounts Payable	RECURN	X			
RLSTPY Last Date Generated	RLSTPY		X		X
RMINPD Minimum Number of Days	RMINPD	X			X
RNPYMT Number of Payments	RNPYMT				X
RPAMT Payable Amount	RPAMT			X	X
RPCNFC Recognition Rate	RPCNFC				X
RPDCPX Document Prefix	RPDCPX	X			X
RPDESC Description	RPDESC	X			X
RPDISC Discount Available	RPDISC			X	X
RPDMTH Day Payable	RPDMTH	X			X
RPNGEN Number of Times Payable	RPNGEN	X			X
RPPC Liability Profit Center	RPPC	X			X
<input checked="" type="checkbox"/> RPPCLBAC Liability Account	RPPC	X			
<input checked="" type="checkbox"/> RPPCLBPC Liability Profit Center	RPPC	X			
RPPO Purchase Order Number	RPPO	X			X
RPSELD Selection Date	RPSELD		X		X
RPTERM Terms Code	RPTERM	X			X

ASD Invoice Detail File

Subsystem Origin: VI (Vendor Invoicing)

Use Macro As

Macro and Description	Macro Field	Line Type	Seg.	Date	Amount	Reference
PECSTAP11 Expected Cost Item PPV	SDQTY	25			X	X
PECSTAP11A Expected Cost Item PPV Debit	SDQTY	25			X	X
PECSTAP11B Expected Cost Item PPV Credit	SDQTY	25			X	X
PECSTAP12 Expected Cost Commodity PPV	SDQTY	26			X	X
PECSTAP12A Expected Cost Commodity PPV Debit	SDQTY	26			X	X
PECSTAP12B Expected Cost Item Commodity PPV Credit	SDQTY	26			X	X
PECSTAP15 Expected Cost Inventory Receipt	SDQTY	15			X	X
PECSTAP15A Expected Cost Inventory Receipt Debit	SDQTY	15			X	X
PECSTAP15B Expected Cost Inventory Receipt Credit	SDQTY	15			X	X
PECSTAP16 Expected Cost Commodity Receipt	SDQTY	16			X	X
PECSTAP16A Expected Cost Commodity Receipt Debit	SDQTY	16			X	X

Use Macro As

Macro and Description	Macro Field	Line Type	Seg.	Date	Amount	Reference
PECSTAP16B Expected Cost Commodity Receipt Credit	SDQTY	16			X	X
PECSTAP17 Expected Cost Unmatched Rcpt 1	SDQTY	25			X	X
PECSTAP17A Expected Cost Unmatched Rcpt 1 Debit	SDQTY	25			X	X
PECSTAP17B Expected Cost Unmatched Rcpt 1 Credit	SDQTY	25			X	X
PECSTAP18 Expected Cost Unmatched Rcpt 2	SDQTY	25			X	X
PECSTAP18A Expected Cost Unmatched Rcpt 2 Debit	SDQTY	25			X	X
PECSTAP18B Expected Cost Unmatched Rcpt 2 Credit	SDQTY	25			X	X
PECSTAP19 Expected Cost Unmatched Rcpt 3	SDQTY	25			X	X
PECSTAP19A Expected Cost Unmatched Rcpt 3 Debit	SDQTY	25			X	X
PECSTAP19B Expected Cost Unmatched Rcpt 3 Credit	SDQTY	25			X	X
PECSTAP20 Expected Cost Unmatched Rcpt 4	SDQTY	25			X	X
PECSTAP20A Expected Cost Unmatched Rcpt 4 Debit	SDQTY	25			X	X

Use Macro As

Macro and Description	Macro Field	Line Type	Seg.	Date	Amount	Reference
PECSTAP20B Expected Cost Unmatched Rcpt 4 Credit	SDQTY	25			X	X
PECSTAP21 Expected Cost Unmatched Rcpt 5	SDQTY	25			X	X
PECSTAP21A Expected Cost Unmatched Rcpt 5 Debit	SDQTY	25			X	X
PECSTAP21B Expected Cost Unmatched Rcpt 5 Credit	SDQTY	25			X	X
PECSTAP25 Expected Cost Item Accrued Liab	SDQTY	25			X	X
PECSTAP25A Expected Cost Item Accrued Liab Debit	SDQTY	25			X	X
PECSTAP25B Expected Cost Item Accrued Liab Credit	SDQTY	25			X	X
PECSTAP26 Expected Cost Commodity Accrued Liab	SDQTY	26			X	X
PECSTAP26A Expected Cost Commodity Accrued Liab Debit	SDQTY	26			X	X
PECSTAP26B Expected Cost Commodity Accrued Liab Credit	SDQTY	26			X	X
PECSTAP28 Expected Cost Accrued Liab	SDQTY	28			X	X
PECSTAP28A Expected Cost Accrued Liab Debit	SDQTY	28			X	X

Use Macro As

Macro and Description	Macro Field	Line Type	Seg.	Date	Amount	Reference
PECSTAP28B Expected Cost Accrued Liab Credit	SDQTY	28			X	X
SDATXA Line Taxable Amount	SDATXA				X	X
SDDCPX Document Prefix	SDDCPY		X			X
SDDCSQ Document Sequence Number	SDDCSQ					X
SDDCYR Document Year	SDDCYR		X			X
SDDSCF Discount Flag	SDDSCF		X			X
SDDSTF Cost Distribution Flag	SDDSTF		X			X
SDGCMP Company Line Level	SDGCMP		X			X
SDLTCD Line Type	SDLTCD		X			X
SDPACS01 Auto Dist Exp Line 1 Line Amount	SDPACS	01			X	X
SDPACS01A Auto Dist Exp. Exp Line 1 Debit	SDPACS	01			X	X
SDPACS01B Auto Dist Exp Line 1 Credit	SDPACS	01			X	X
SDPACS02 Auto Dist Exp Line 2 Line Amount	SDPACS	02			X	X
SDPACS02A Auto Dist Exp Line 2 Debit	SDPACS	02			X	X
SDPACS02B Auto Dist Exp Line 2 Credit	SDPACS	02			X	X

Use Macro As

Macro and Description	Macro Field	Line Type	Seg.	Date	Amount	Reference
SDPACS03 Auto Dist Exp Line 3 Line Amount	SDPACS	03			X	X
SDPACS03A Auto Dist Exp Line 3 Debit	SDPACS	03			X	X
SDPACS03B Auto Dist Exp Line 3 Credit	SDPACS	03			X	X
SDPACS04 Auto Dist Exp Line 4 Line Amount	SDPACS	04			X	X
SDPACS04A Auto Dist Exp Line 4 Debit	SDPACS	04			X	X
SDPACS04B Auto Dist Exp Line 4 Credit	SDPACS	04			X	X
SDPACS05 Vendor Expense Line 5 Line Amt	SDPACS	05			X	X
SDPACS05A Vendor Expense Line 5 Debit	SDPACS	05			X	X
SDPACS05B Vendor Expense Line 5 Credit	SDPACS	05			X	X
SDPACS06 Additional Expense Line Amount	SDPACS	06			X	X
SDPACS06A Additional Expense Debit	SDPACS	06			X	X
SDPACS06B Additional Expense Credit	SDPACS	06			X	X
SDPACS07 Expense Line Tax Amount	SDPACS	07			X	X
SDPACS07A Expense Line Tax Amount Debit	SDPACS	07			X	X

Use Macro As

Macro and Description	Macro Field	Line Type	Seg.	Date	Amount	Reference
SDPACS07B Expense Line Tax Amount Credit	SDPACS	07			X	X
SDPACS11 Item PPV Line Amount	SDPACS	11			X	X
SDPACS11A Item PPV Line Amount Debit	SDPACS	11			X	X
SDPACS11B Item PPV Line Amount Credit	SDPACS	11			X	X
SDPACS12 Commodity PPV Line Amount	SDPACS	12			X	X
SDPACS12A Commodity PPV Debit	SDPACS	12			X	X
SDPACS12B Commodity PPV Credit	SDPACS	12			X	X
SDPACS13 Discount Available Line Amount	SDPACS	13			X	X
SDPACS13A Discount Available Debit	SDPACS	13			X	X
SDPACS13B Discount Available Credit	SDPACS	13			X	X
SDPACS14 Discount Taken Amount	SDPACS	14			X	X
SDPACS14A Discount Taken Amount Debit	SDPACS	14			X	X
SDPACS17 Unmatched Receipts Dist 1 Amt	SDPACS	17			X	X
SDPACS17A Unmatched Receipts Dist 1 Debit	SDPACS	17			X	X

Use Macro As

Macro and Description	Macro Field	Line Type	Seg.	Date	Amount	Reference
SDPACS17B Unmatched Receipts Dist 1 Credit	SDPACS	17			X	X
SDPACS18 Unmatched Receipts Dist 2 Amt	SDPACS	18			X	X
SDPACS18A Unmatched Receipts Dist 2 Debit	SDPACS	18			X	X
SDPACS18B Unmatched Receipts Dist 2 Credit	SDPACS	18			X	X
SDPACS19 Unmatched Receipts Dist 3 Amt	SDPACS	19			X	X
SDPACS19A Unmatched Receipts Dist 3 Debit	SDPACS	19			X	X
SDPACS19B Unmatched Receipts Dist 3 Credit	SDPACS	19			X	X
SDPACS20 Unmatched Receipts Dist 4 Amt	SDPACS	20			X	X
SDPACS20A Unmatched Receipts Dist 4 Debit	SDPACS	20			X	X
SDPACS20B Unmatched Receipts Dist 4 Credit	SDPACS	20			X	X
SDPACS21 Unmatched Receipts Dist 5 Amt	SDPACS	21			X	X
SDPACS21A Unmatched Receipts Dist 5 Debit	SDPACS	21			X	X
SDPACS21B Unmatched Receipts Dist 5 Credit	SDPACS	21			X	X

Use Macro As

Macro and Description	Macro Field	Line Type	Seg.	Date	Amount	Reference
SDPACS22 Accounts Payable Liability Amount	SDPACS	22			X	X
SDPACS22A Accounts Payable Liability Debit	SDPACS	22			X	X
SDPACS22B Accounts Payable Liability Credit	SDPACS	22			X	X
SDPACS23 Exp. Line Non-deductible Tax Amt	SDPACS	23			X	X
SDPACS23A Exp. Line Non-deductible Tax Debit	SDPACS	23			X	X
SDPACS23B Exp. Line Non-deductible Tax Credit	SDPACS	23			X	X
SDPACS24 Offset Exp. Line Non- deductible Tax Amount	SCPACS	24			X	X
SDPACS24A Offset Exp. Line Non- deductible Tax Amount Debit	SCPACS	24			X	X
SDPACS24B Offset Exp. Line Non- deductible Tax Amount Credit	SCPACS	24			X	X
SDPACS25 Item Accrued Liability Line Amount	SDPACS	25			X	X
SDPACS25A Item Accrued Liability Debit	SCPACS	25			X	X
SDPACS25B Item Accrued Liability Credit	SCPACS	25			X	X

Use Macro As

Macro and Description	Macro Field	Line Type	Seg.	Date	Amount	Reference
SDPACS26 Commodity Line Amount	SDPACS	26			X	X
SDPACS26A Commodity Debit	SDPACS	26			X	X
SDPACS26B Commodity Credit	SDPACS	26			X	X
SDPACS27 Special Charges Line Amount	SDPACS	27			X	X
SDPACS27A Special Charges Debit	SDPACS	27			X	X
SDPACS27B Special Charges Credit	SDPACS	27			X	X
SDPACS28 Item Inventory Amount	SDPACS	28			X	X
SDPACS28A Item Inventory Amount Debit	SDPACS	28			X	X
SDPACS28B Item Inventory Amount Credit	SDPACS	28			X	X
SDPACS47 Norwegian Investment Tax	SDPACS	47			X	X
SDPACS48 Charge Exposure Line Amount	SDPACS	48			X	X
SDPACS48A Charge Exposure Debit	SDPACS	48			X	X
SDPACS48B Charge Exposure Credit	SDPACS	48			X	X
SDPACS49 Charge Applied Line Amount	SDPACS	49			X	X
SDPACS49A Charge Applied Debit	SDPACS	49			X	X

Use Macro As

Macro and Description	Macro Field	Line Type	Seg.	Date	Amount	Reference
SDPACS49B Charge Applied Credit	SDPACS	49			X	X
SDPRFC Line Types 1-7 Value is Profit Center from Vendor Type	SDPRFC		X			X
SDPRFC Line Types 12 or 26 Value is Profit Center from Commodity Master	SDPRFC		X			X
<input checked="" type="checkbox"/> SDPRFCCLAC Commodity Accrued Liability Account	SDPRFC		X			
<input checked="" type="checkbox"/> SDPRFCCLPC Commodity Accrued Liability Profit Center	SDPRFC		X			
<input checked="" type="checkbox"/> SDPRFCCVAC Commodity Variance Account	SDPRFC		X			
<input checked="" type="checkbox"/> SDPRFCCVPC Commodity Variance Profit Center	SDPRFC		X			
SDPRFC Line Types 11 or 25 Value is Item Class	SDPRFC		X			X
<input checked="" type="checkbox"/> SDPRFCILAC Item Accrued Liability Acct	SDPRFC		X			
<input checked="" type="checkbox"/> SDPRFCIVAC Item Variance Account	SDPRFC		X			
SDPRFC Line Types 17-21 Value is Item Class	SDPRFC		X			X
<input checked="" type="checkbox"/> SDPRFCURA1 Item Unmatched Receipts 1 Account	SDPRFC		X			

Use Macro As

Macro and Description	Macro Field	Line Type	Seg.	Date	Amount	Reference
<input checked="" type="checkbox"/> SDPRFCURP1 Item Unmatched Receipts 1 Profit Center	SDPRFC		X			
<input checked="" type="checkbox"/> SDPRFCURA2 Item Unmatched Receipts 2 Account	SDPRFC		X			
<input checked="" type="checkbox"/> SDPRFCURP2 Item Unmatched Receipts 2 Profit Center	SDPRFC		X			
<input checked="" type="checkbox"/> SDPRFCURA3 Item Unmatched Receipts 3 Account	SDPRFC		X			
<input checked="" type="checkbox"/> SDPRFCURP3 Item Unmatched Receipts 3 Profit Center	SDPRFC		X			
<input checked="" type="checkbox"/> SDPRFCURA4 Item Unmatched Receipts 4 Account	SDPRFC		X			
<input checked="" type="checkbox"/> SDPRFCURP4 Item Unmatched Receipts 4 Profit Center	SDPRFC		X			
<input checked="" type="checkbox"/> SDPRFCURA5 Item Unmatched Receipts 5 Account	SDPRFC		X			
<input checked="" type="checkbox"/> SDPRFCURP5 Item Unmatched Receipts 5 Profit Center	SDPRFC		X			
SDPRFC Line Type 27 Value is Liability Profit Center	SDPRFC		X			X
<input checked="" type="checkbox"/> SDPRFCSCAC Special Charge Account	SDPRFC		X			
<input checked="" type="checkbox"/> SDPRFCSCPC Special Charge Profit Center	SDPRFC		X			

Use Macro As

Macro and Description	Macro Field	Line Type	Seg.	Date	Amount	Reference
<input checked="" type="checkbox"/> SDPRFCRECP Recurring Payable Distribution	SDPRFC		X			
SDQTY Line Quantity	SDQTY				X	X
SDSG01 Line Account Segment 1	SDSG01		X			X
SDSG02 Line Account Segment 2	SDSG02		X			X
<input checked="" type="checkbox"/> SDSG02SCAC Special Charge Account	SDSG02		X			
SDSG03 Line Account Segment 3	SDSG03		X			X
SDSG04 Line Account Segment 4	SDSG04		X			X
SDSG05 Line Account Segment 5	SDSG05		X			X
SDSG06 Line Account Segment 6	SDSG06		X			X
SDSG07 Line Account Segment 7	SDSG07		X			X
SDSG08 Line Account Segment 8	SDSG08		X			X
SDSG08A1 Segment 08 User-defined 1	SDSG08		X			X
SDSG08A2 Segment 08 User-defined 2	SDSG08		X			X
SDSG09 Line Account Segment 9	SDSG09		X			X
SDSG10 Line Account Segment 10	SDSG10		X			X
SDSG11 Line Account Segment 11	SDSG11		X			X
SDSG12 Line Account Segment 12	SDSG12		X			X

Use Macro As

Macro and Description	Macro Field	Line Type	Seg.	Date	Amount	Reference
SDSG13 Line Account Segment 13	SDSG13		X			X
SDSG14 Line Account Segment 14	SDSG14		X			X
SDTAXC Line Tax Code	SDTAXC		X			X
<input checked="" type="checkbox"/> SDTAXCLAC Tax Account	SDTAXC		X			
<input checked="" type="checkbox"/> SDTAXCNDAC Tax Non-deductible Account	SDTAXC		X			
<input checked="" type="checkbox"/> SDTAXCNDAO Offset Tax Non-deduct Acct.	SDTAXC		X			
<input checked="" type="checkbox"/> SDTAXNDAC Tax Non-deductible Account	SDTAXC		X			
<input checked="" type="checkbox"/> SDTXNDACO Offset Tax Non-deductible Account	SDTAXC		X			
SDTXAM Line Tax Amount	SDTXAM				X	X
SDTXAMA Line Tax Amount Debit	SDTXAM				X	X
SDTXAMB Line Tax Amount Credit	SDTXAM				X	X

ATX A/P Tax History

Subsystem Origin: Shared

Use Macro As

Macro and Description	Macro Field	Seg.	Date	Amount	Reference
ATXCRCC Company Country Code	TXCRCC	X			X
ATXCRNO Company Registration Number	TXCRNO	X			X
ATXDCPX Document Prefix	TXDCPX	X			X
ATXDCYR Document Year	TXDCYR	X			X
ATXIDTE Invoice Date	TXIDTE		X		X
ATXRATE Tax Rate	TXRATE			X	X
ATXSRCC Vendor Country Code	TXSRCC	X			X
ATXSRNO Vendor Registration Number	TXSRNO	X			X
ATXTADJ Tax Adjustment	TXTADJ			X	X
<input checked="" type="checkbox"/> ATXTRCDAAC Tax Adjustment Account	TXTRCD	X			
<input checked="" type="checkbox"/> ATXTRCDLAC Tax Expense Account	TXTRCD	X			
ATXTATC Taxable Amount	TXTATC			X	X
ATXTRCD Tax Rate Code	TXTRCD	X			X
ATXTXDD Tax Deduct/Nondeduct	TXTXDD	X			X
ATXTXTC Total Tax Amount	TXTXTC			X	X

Use Macro As

Macro and Description	Macro Field	Seg.	Date	Amount	Reference
ATXVTSP Tax Lag Flag	TXVTSP	X			X

In Vendor Invoice, replace Macro ATXTRCDLAC with SDTAXCLAC when multiple tax codes are being used.

ATY Vendor Type

Subsystem Origin: Shared

Use Macro As

Macro and Description	Macro Field	Seg.	Date	Amount	Reference
CDP1 Auto Dist 1 Profit Center	CDP1	X			X
CDP2 Auto Dist 2 Profit Center	CDP2	X			X
CDP3 Auto Dist 3 Profit Center	CDP3	X			X
CDP4 Auto Dist 4 Profit Center	CDP4	X			X
TYRGNP Realized Gain Profit Center	TYRGNP	X			X
TYRLSP Realized Loss Profit Center	TYRLSP	X			X
TYUGNP Unrealized Gain Profit Center	TYUGNP	X			X
TYULSP Unrealized Loss Profit Center	TYULSP	X			X
VTAPC Discount Available Profit Center	VTAPC	X			X
VTCURR Currency	VTCURR	X			X

Use Macro As

Macro and Description	Macro Field	Seg.	Date	Amount	Reference
VTLPC Liability Profit Center	VTLPC	X			X
VTOPC Discount Taken Profit Center	VTOPC	X			X

AVM Vendor Master

Subsystem Origin: Shared

Use Macro As

Macro and Description	Macro Field	Seg.	Date	Amount	Reference
VCOUN Country	VCOUN	X			X
VDPURS Purchases Year to Date	VDPURS			X	X
VDSCTK Discounts Taken Year to Date	VDSCTK			X	X
VNDNAM Vendor Name	VNDNAM	X			X
VPYTYR Payments Year to Date	VPYTYR			X	X
VTAXCD Tax Code	VTAXCD	X			X
VTYPE Vendor Type	VTYPE	X			X
<input checked="" type="checkbox"/> VTYPEILPC Item Liability Profit Center	VTYPE	X			
VMUF01 Vendor User Define Code 1	VMUF01	X			X
VMUF02 Vendor User Define Code 2	VMUF02	X			X
VMUF03 Vendor User Define Code 3	VMUF03	X			X

Use Macro As

Macro and Description	Macro Field	Seg.	Date	Amount	Reference
VMUF04 Vendor User Define Code 4	VMUF04	X			X
VMUF05 Vendor User Define Code 5	VMUF05	X			X
VMUF06 Vendor User Define Code 6	VMUF06	X			X
VMUF07 Vendor User Define Code 7	VMUF07	X			X
VMUF08 Vendor User Define Code 8	VMUF08	X			X
VMUF09 Vendor User Define Code 9	VMUF09	X			X
VMUF10 Vendor User Define Code 10	VMUF10	X			X

ODH Draft Header

Subsystem Origin: Shared

Use Macro As

Macro and Description	Macro Field	Seg.	Date	Amount	Reference
DHDRTM Draft Terms Code	DHDRTM	X			X
DHISDT Issued Date	DHISDT		X		X
DHNOFY Number of Payments	DHNOFY				X
DHPRF Profit Center	DHPRF	X			X
DHSTAT Draft Status	DHSTAT	X			X

ODL - Draft Lines

Subsystem Origin: Shared

Use Macro As

Macro and Description	Macro Field	Seg.	Date	Amount	Reference
DLBKCH Bank Charge Line Amount	DLBKCH			X	
DLSTMP Stamp Line Amount	DLSTMP			X	

OPA Payment Agreement

Subsystem Origin: Shared

Use Macro As

Macro and Description	Macro Field	Seg.	Date	Amount	Reference
PAACCT Bank Account	PAACCT				X
<input checked="" type="checkbox"/> PAACCTBCHG Bank Charge Account	PAACCT	X			X
PAADTE Agreement Date	PAADTE		X		X
PABANK Bank	PABANK	X			X
PABKCH Bank Charge	PABKCH				X
PABNKC Bank Code	PABNKC				X
PABRNO Branch	PABRNO	X			X
PADRTM Draft Terms	PADRTM				X
PAMAXA Maximum Charge	PAMAXA				X

Use Macro As

Macro and Description	Macro Field	Seg.	Date	Amount	Reference
PAMINA Minimum Charge	PAMINA				X

UFD Revaluation Folios

Subsystem Origin: Shared

Use Macro As

Macro and Description	Macro Field	Seg.	Date	Amount	Reference
FDIDNT Folio Identifier	FDIDNT	X			X
FDRVID Revaluation Definition Identifier	FDRVID	X			X
FDSEQ Sequence	FDSEQ				X

URD Revaluation Definition

Subsystem Origin: Shared

Use Macro As

Macro and Description	Macro Field	Seg.	Date	Amount	Reference
RDCURR Currency	RDCURR	X			X
RDDESC Description	RDDESC	X			X
RDIDNT Revaluation Definition Identifier	RDIDNT	X			X
<input checked="" type="checkbox"/> RDIDNTCNTR Control Account	RDIDNT	X			

Use Macro As

Macro and Description	Macro Field	Seg.	Date	Amount	Reference
<input checked="" type="checkbox"/> RDIDNTUNRG Unrealized Gain Account	RDIDNT	X			
<input checked="" type="checkbox"/> RDIDNTUNRL Unrealized Loss Account	RDIDNT	X			
RDPPC Posting Profit Center	RDPPC	X			X
RDTYPE Customer Type	RDTYPE	X			X

Programs and Accounting Entries

The Programs and Accounting Entries section provides information about journal entry creation within the following subsystem jobstreams.

- Vendor Invoice Entry (ACP500)
- Recurring Payables (ACP525)
- Make Payments (ACP650)
- Manual/Void Payments (ACP700)
- Revaluation Receivables (MLT920)

Model Examples contain both Macros and Advanced Macros. Advanced Macros are in italics.

Journal Entry Creation in ACP500

The following processes create journal entry transactions within ACP500.

- Invoicing without the item three-way match
- Invoicing with three-way match (both items and commodities)

In addition, you can void or revise (memo) all transactions. Revised transactions follow the same rules as in creation mode. Voiding transactions reverses (multiplies by negative 1) all amounts.

The following table provides information about the journal entry lines created in ACP500.

Transaction	Journal Entry Lines	
Invoicing without Item Three-Way Match	Debit	General Ledger Distribution (for example, Expense accounts) Conditional: Tax Expense Discount Taken
	Credit	Liability (Accounts Payable) Conditional: Discounts Available Offset Expense Non-deductible Tax
Invoicing with Item Three-Way Match	Debit	Accrued Liabilities Conditional: Purchase Price Variance Special Charges Expense Tax Expense Discount Taken
	Credit	Liability (Accounts Payable) Conditional: Discounts Available Offset Expense Non-deductible Tax

GL Reason Codes ACP500

The following table provides information about the ACP500 reason code and description.

Reason Code	Description
APINP	Accounts Payable Without Three-Way Match
APIPO	Accounts Payable Three-Way Match (Items or Commodities)

Subsystem Event Determination ACP500

The following table provides information about defining Subsystem Event Determination.

Program	Reason Code	Description	Event
ACP500	APINP	Accounts Payable Invoice	APNONPOINV
ACP500	APIPO	Accounts Payable Item Three-Way Match Invoice (Both Items and Commodities)	APPOINV

Events and Event Sequences ACP500

The following table provides information about Events Definition Setup Steps within ACP500.

Event	Event Sequence		
APPOINV	Sequence 00010		
Description:	Accounts Payable Three-Way Match Invoice	Ledger:	User-defined
Event Origin:	Subsystem	Book:	Actual Dollars
Subsystem Origin:	Vendor Invoice	Model:	APPOINV
		Journal Grouping:	Yes
APNONPOINV	Sequence 00010		
Description:	Accounts Payable Invoice	Ledger:	User-defined
Event Origin:	Subsystem	Book:	Actual Dollars
Subsystem Origin:	Vendor Invoice	Model:	APNONPOINV
		Journal Grouping:	Yes

Purchase Order line and Item/Commodity information are available for model resolution during Vendor Invoice Entry. The information detailed below is available to ATP through values in the ASD record, and thus to CEA journal entries for segment and analysis field values.

Values are available for those line types that handle Purchase Order line detail as specified below. Instead of using macros from the process data structure, you can select values from segments populated on the ASD record.

Vendor Invoice Entry populates the ASD segment fields as follows for line types 11, 12, 15-21, 25, 26, and 28:

Segment Number	Source Field	Source File	Field Description	Segment Macro
1	AWOORD	APW	Purchase Order Number	SDSG01
2	AWOLIN	APW	Purchase Order Line Number	SDSG02
3	POPRF	HPO	Profit Center	SDSG03
4	POFAC	HPO	Facility	SDSG04
5	AWOWHS	APW	Warehouse	SDSG05
6	AWLOC	APW	Location	SDSG06
7	AWOLOT	APW	Lot Number	SDSG07
8	AWOPRD	APW	Item/Commodity Number	SDSG08
9	PCLAS	HPO	Item Class	SDSG09

ASD Line Type 27 is populated as follows:

Segment Number	Source Field	Source File	Field Description	Segment Macro
1	APPORD	APH/AHL	Purchase Order Number	SDSG01
2	PSCOM	HPS	Special Charge Code	SDSG02

WARNING! Combining purchase order information from the fields on the Process Data Structure with the information shown above may yield inconsistent results. The Process Data Structure can only contain information related to a single purchase order per invoice transaction.

Journal Models ACP500

This section provides information about the journal models defined for ACP500.

Model:	APPOINV
Model Header:	Invoice Entry
Description:	Accounts Payable Three-Way Match Invoice
Journal Source:	AP
Subsystem Origin:	Vendor Invoice, VI

Aliases created for advanced macros for Purchase Price Variance-Item, Accrued Liability-Item, and Unmatched Receipts are based on item class codes.

Line	Line Type	Account	Debit Macro	Credit Macro	Write Zero Amounts
010	Not a Gain or Loss Line	Tax Expense Company: VI01CO Company Number Profit Center: SDPRFC Profit Center from Vendor Type Account: SDTAXCLAC Tax Account based on Tax Code	SDPACS07 Expense Line Tax Amount		No
020	Not a Gain or Loss Line	VAT Non-deductible Expense Company: VI01CO Company Number Profit Center: SDPRFC Profit Center from Vendor Type Account: SDTAXNDAC Tax Account based on Tax Code	SDPACS23 Expense Line Non-deductible Tax Amount		No
030	Not a Gain or Loss Line	VAT Non-deductible Expense Company: VI01CO Company Number Profit Center: SDPRFC Profit Center from Vendor Type Account: SDTXNDACO Offset Tax Non-deductible Account		SDPACS24 Offset Expense	No

Line	Line Type	Account	Debit Macro	Credit Macro	Write Zero Amounts
040	Not a Gain or Loss Line	Purchase Price Variance - Item Company: VI01CO Company Number Profit Center: SDSG03 Profit Center from PO Line Account: SDSG08 Item Code from PO Line or SDPRFCIVAC PPV Account based on Item Class	SDPACS11 Item PPV Line Amount		No
050	Not a Gain or Loss Line	Purchase Price Variance - Commodity Company: VI01CO Company Number Profit Center: SDPRFC Commodity Variance Profit Center Account: SDSG08A1 Commodity Variance Account based on Commodity Code	SDPACS12 Commodity PPV Line Amount		No
060	Not a Gain or Loss Line	Discount Available Company: VI01CO Company Number Profit Center: VI01TPDAPC Discount Available Profit Center based on Vendor Type Account: VI01TPDAAC Discount Available Account based on Vendor Type		SDPACS13 Discount Available Line Amount	No

Line	Line Type	Account	Debit Macro	Credit Macro	Write Zero Amounts
070	Not a Gain or Loss Line	A/P Liability Company: VI01CO Company Number Profit Center: VI01TPAPPC Accounts Payable Profit Center based on Vendor Type Account: VI01TPAPAC Accounts Payable Account based on Vendor Type		SDPACS22 Accounts Payable Liability Amount	No
080	Not a Gain or Loss Line	Item Unmatched Receipts 1 Company: VI01CO Company Number Profit Center: SDPRFCURP1 Unmatched Receipts1 Profit Center based on Item Class Account: SDPRFCURA1 Unmatched Receipts1 Account based on Item Class	SDPACS17 Unmatched Receipts1 Line Amount		No
090	Not a Gain or Loss Line	Item Unmatched Receipts 2 Company: VI01CO Company Number Profit Center: SDPRFCURP2 Unmatched Receipts2 Profit Center based on Item Class Account: SDPRFCURA2 Unmatched Receipts2 Account based on Item Class	SDPACS18 Unmatched Receipts2 Line Amount		No

Line	Line Type	Account	Debit Macro	Credit Macro	Write Zero Amounts
100	Not a Gain or Loss Line	Item Unmatched Receipts 3 Company: VI01CO Company Number Profit Center: <i>SDPRFCURP3</i> Unmatched Receipts2 Profit Center based on Item Class Account: <i>SDPRFCURA3</i> Unmatched Receipts2 Account based on Item Class	SDPACS19 Unmatched Receipts3 Line Amount		No
110	Not a Gain or Loss Line	Item Unmatched Receipts 4 Company: VI01CO Company Number Profit Center: <i>SDPRFCURP4</i> Unmatched Receipts4 Profit Center based on Item Class Account: <i>SDPRFCURA4</i> Unmatched Receipts4 Account based on Item Class	SDPACS20 Unmatched Receipts4 Line Amount		No

Line	Line Type	Account	Debit Macro	Credit Macro	Write Zero Amounts
120	Not a Gain or Loss Line	Item Unmatched Receipts 5 Company: VI01CO Company Number Profit Center: <i>SDPRFCURP5</i> Unmatched Receipts5 Profit Center based on Item Class Account: <i>SDPRFCURA5</i> Unmatched Receipts5 Account based on Item Class	SDPACS21 Unmatched Receipts5 Line Amount		No
130	Not a Gain or Loss Line	Accrued Liability - Item Company: VI01CO Company Number Profit Center: SDSG03 Profit Center from PO Line Account: SDSG08 Item Number from PO Line or SDPRFCILAC Item Accrued Liability based on Item Class	SDPACS25 Item Accrued Liability Line Amount		No

Line	Line Type	Account	Debit Macro	Credit Macro	Write Zero Amounts
140	Not a Gain or Loss Line	Commodity Accrued Liability or Commodity Expense Company: VI01CO Company Number Profit Center: <i>SDPRFC</i> Commodity Accrued Liability Profit Center from Commodity Account: <i>SDSG08A2</i> Commodity Accrued Liability Account based on Commodity Code	SDPACS26 Commodity Accrued Liability or Commodity Expense Line Amount		No
150	Not a Gain or Loss Line	Special Charge Expense Company: VI01CO Company Number Profit Center: <i>SDSG02</i> Special Charge Profit Center based on Special Charge Code Account: <i>SDSG02SCAC</i> Special Charge Account based on the Special Charge Code	SDPACS27 Special Charges Line Amount		No

Line	Line Type	Account	Debit Macro	Credit Macro	Write Zero Amounts
160	Not a Gain or Loss Line	Discount Taken Company: VI01CO Company Number from Vendor Type Profit Center: VI01TPDTPC Discount Taken Profit Center based on Vendor Type Account: VI01TPDTAC Discount Taken Account based on Vendor Type		SDPACS14 Discount Taken Line Amount #41579	No

Note: Service commodities are an expense, while material commodities are accrued liability. However, service commodities and material commodities are treated in the same manner by the Invoice Entry application (ACP500). Both commodity types use SDPACS26 for the amount macro. You can resolve the account segment to either expenses or accrued liability using an alias based on commodity code.

Model:	APNONPOINV
Model Header:	Invoice Entry
Description:	Accounts Payable Invoice
Journal Source:	AP
Subsystem Origin:	Vendor Invoice, VI

Line	Line Type	Account	Debit Macro	Credit Macro	Write Zero Amounts
010	Not a Gain or Loss Line	Tax Expense Company: VI01CO Company Number Profit Center: SDPRFC Liability Profit Center from Vendor Type Account: SDTAXCLAC Tax Account based on Tax Code	SDPACS07 Expense Line Tax Amount		No
020	Not a Gain or Loss Line	VAT Non-deductible Expense Company: VI01CO Company Number Profit Center: SDPRFC Profit Center from Vendor Type Account: SDTAXNDAC Tax Account based on Tax Code	SDPACS23 Expense Line Non-deductible Tax Amount		No
030	Not a Gain or Loss Line	VAT Non-deductible Expense Company: VI01CO Company Number Profit Center: SDPRFC Profit Center Vendor Type Account: SDTXNDACO Offset Tax Non-deductible Account based on Tax Code		SDPACS24 Offset Expense Line Non-deductible Tax Amount	No

Line	Line Type	Account	Debit Macro	Credit Macro	Write Zero Amounts
040	Not a Gain or Loss Line	Distribution Expense 1 Company: VI01CO Company Number Profit Center: SDPRFC Profit Center from Vendor Type Account: VI01TPEXP1 Expense Account1 based on Vendor Type	SDPACS01 Auto-Dist Expense Line 1 Line Amount		No
050	Not a Gain or Loss Line	Discount Available Company: VI01CO Company Number Profit Center: VI01TPDAPC Discount Available Profit Center based on Vendor Type Account: VI01TPDAAC Discount Available Account based on Vendor Type		SDPACS13 Discount Available Line Amount	No
060	Not a Gain or Loss Line	A/P Liability Company: VI01CO Company Number Profit Center: VI01TPAPPC Accounts Payable Profit Center based on Vendor Type or SDPRDC Liability Profit Center from Vendor Type Account: VI01TPAPAC Accounts Payable Account based on Vendor Type		SDPACS22 Accounts Payable Liability Amount	No

Line	Line Type	Account	Debit Macro	Credit Macro	Write Zero Amounts
070	Not a Gain or Loss Line	Distribution Expense 2 Company: VI01CO Company Number Profit Center: SDPRFC Profit Center from Vendor Type Account: VI01TPEXP2 Expense Account 2 based on Vendor Type	SDPACS02 Auto-Dist Expense Line 2 Line Amount		No
080	Not a Gain or Loss Line	Distribution Expense 3 Company: VI01CO Company Number Profit Center: SDPRFC Profit Center from Vendor Type Account: VI01TPEXP3 Expense Account 3 based on Vendor Type	SDPACS03 Auto-Dist Expense Line 3 Line Amount		No
090	Not a Gain or Loss Line	Distribution Expense 4 Company: VI01CO Company Number Profit Center: SDPRFC Profit Center from Vendor Type Account: VI01TPEXP4 Expense Account 4 based on Vendor Type	SDPACS04 Auto-Dist Expense Line 4 Line Amount		No

Line	Line Type	Account	Debit Macro	Credit Macro	Write Zero Amounts
100	Not a Gain or Loss Line	Distribution Expense 5 Company: VI01CO Company Number from Vendor Type Profit Center: SDPRFC Profit Center from Vendor Type Account: VI01TPEXP5 Expense Account 5 based on Vendor Type	SDPACS05 Auto-Dist Expense Line 5 Line Amount		No
110	Not a Gain or Loss Line	Distribution Expense 6 thru 9996 Company: VI01CO Company Number from Vendor Type Profit Center: SDSG01 Line Account Segment 1 from user input value Account: SDSG02 Line Account Segment 2 from user input value	SDPACS06 Auto-Dist Expense Line 6 Line Amount		No
120	Not a Gain or Loss Line	Discount Taken Company: VI01CO Company Number Profit Center: VI01TPDTPC Discount Taken Profit Center based on Vendor Type Account: VI01TPDTAC Discount Taken Account based on Vendor Type		SDPACS14 Discount Taken Line Amount #41579	No

Journal Entry Creation in ACP525

When you create journal entry transactions within ACP525, the resulting transactions are called Recurring Payables. A Recurring Payable transaction can include the following journal entry lines.

Recurring Payable Transaction	Journal Entry Lines
Debits	General Ledger Distribution (for example, Expense accounts) (Conditional) Tax Expense
Credits	Liability (Accounts Payable) (Conditional) Discounts Available

GL Reason Codes ACP525

The following table provides information about the ACP525 reason code and description.

Reason Code	Description
RRP	Recurring Payable

WARNING! If you use void processing, you must set up reason codes used in Recurring Payables (ACP525) under the ACP500 subsystem. The reason code used for ACP525 processing is validated against the ACP500 subsystem, since this is where voiding occurs.

Subsystem Event Determination ACP525

The following table provides information about defining Subsystem Event Determination.

Program	Reason Code	Description	Event
ACP525	RRP	Recurring Payable	RECURAP

Events ACP525

The following table provides information about Events Definition Setup Steps within ACP525.

Event		Event Sequence	
RECURAP		Sequence 00010	
Description:	Recurring Payable	Ledger:	User-defined
Event Origin:	Subsystem	Book:	Actual Dollars
Subsystem Origin:	Vendor Invoice	Model:	RECURAP
		Journal Grouping:	Yes

Journal Models ACP525

The following table provides information about the required model that records Recurring Payables.

Model:	RECURAP
Model Header:	Recurring Payables
Description:	Recurring Payables
Journal Source:	RP
Subsystem Origin:	Vendor Invoicing, VI

Another option for the Liability Account is to base the advanced macro on the Recurring Payables Reference Number (RECURNAPAC). Intercompany Processing is not currently supported within Recurring Payables.

Line	Line Type	Account	Debit Macro	Credit Macro	Write Zero Amounts
010	Not a Gain or Loss Line	General Ledger Distribution Company: VI01CO Company Number from Recurring Payable Header Profit Center: SDPRFC Profit Center from From Recurring Payable Line Account: VI01PTEXP1 Expense Account based on Vendor Number	SDPACS06 Auto-Dist Expense Line 6 Line amount		Yes

Line	Line Type	Account	Debit Macro	Credit Macro	Write Zero Amounts
020	Not a Gain or Loss Line	<p>Discounts Available</p> <p>Company: VI01CO Company Number from Recurring Payable Header</p> <p>Profit Center: SDPRFC Profit Center from Recurring Payable Line</p> <p>Account: VI01TPDAAC Discount Available Account based on Vendor Type</p>		SDPACS13 Discount Available Line Amount	No
030	Not a Gain or Loss Line	<p>Tax Expense</p> <p>Company: VI01CO Company Number from Recurring Payable Header</p> <p>Profit Center: SDPRFC Profit Center from Recurring Payable Header</p> <p>Account: SDTAXCLAC Tax Account based on Tax Code</p>	SDPACS07 Expense Line Tax Amount		No

Line	Line Type	Account	Debit Macro	Credit Macro	Write Zero Amounts
040	Not a Gain or Loss Line	A/P Liability Company: VI01CO Company Number from Recurring Payable Header Profit Center: SDPRFC Profit Center from Recurring Payables Header Account: VI01RPAPAC Accounts Payable Account based on Recurring Payable Reference Number		SDPACS22 Accounts Payable Liability Amount	Yes

Journal Entry Creation in ACP650 and ACP700

The following journal entry transactions are created within ACP650 and ACP700.

- Payment Processing Taking Discounts
- Payment Processing without Taking Discounts

The following table provides information about the journal entry lines created within ACP650 and ACP700.

Transaction	Journal Entry Lines	
Payment Processing Taking Discounts	Debit	Liability (Accounts Payable) Conditional: Discount Available Realized Loss Stamp Tax Expenses Bank Charge
	Credit	Cash or Draft Payable Conditional: Discount Taken Realized Gain Tax Adjustments

Transaction	Journal Entry Lines	
Payment Processing without Taking Discounts	Debit	Liability (Accounts Payable) Conditional: Discount Available Realized Loss Stamp Tax Expenses Bank Expense
	Credit	Cash or Draft Payable Conditional: Realized Gain

The following journal entry transactions are created within ACP700 only.

- Void Check Processing
- Reactivate Void Checks
- Unallocated Payments
- Allocation of Previously Unallocated Payments

GL Reason Codes ACP650 and ACP700

The following table provides information about the ACP650/700 reason codes and descriptions.

Reason Code	Description
RAPAY	Automatic Payments
RMPAY	Manual Payments

Subsystem Event Determination ACP650 and ACP700

The following table provides information about defining Subsystem Event Determination.

Program	Reason Code	Description	Event
ACP650	RAPAY	Automatic Payments	APAUTOPAY
ACP700	RMPAY	Manual Payments	APMANPAY

Events and Event Sequences ACP650 and ACP700

The following table provides information about Events Definition Setup Steps within ACP650 and ACP700.

Event		Event Sequence	
APAUTOPAY		Sequence 00010	
Description:	Automatic Payments	Ledger:	User-defined
Event Origin:	Subsystem	Book:	Actual Dollars
Subsystem Origin:	Vendor Payment	Model:	APPAYMENTn where n=1 or 2
		Journal Grouping:	Yes
APMANPAY		Sequence 00010	
Description:	Manual Invoice Payment	Ledger:	User-defined
Event Origin:	Subsystem	Book:	Actual Dollars
Subsystem Origin:	Vendor Payment	Model:	APPAYMENTn where n=1 or 2
		Journal Grouping:	Yes

Journal Models ACP650 and ACP700

Two methods for accounting for Accounts Payable Discounts are now available. The first method, illustrated in model APPAYMENT1, is used when a company does not need to account for Discounts Lost. Three new amount macros (VP0112, VP0107, and VP0106) have been introduced in this model to properly debit/credit the following accounts: Accounts Payable Liability, Discount Available, and Discount Taken.

Companies that need to account for the Discount Lost should use Model APPAYMENT2.

This section provides information about the APPAYMENT1 model.

Model:	APPAYMENT1
Model Header:	AP with Multi-Currency
Description:	AP with Multi-Currency
Journal Source:	PA
Subsystem Origin:	Vendor Payment, VP

Realized gain and loss lines must have the Write Zero Amount option set to on. If they are not, gain and loss will not be calculated.

Line	Line Type	Account	Debit Macro	Credit Macro	Write Zero Amounts
010	Invoice Line	Accounts Payable Company: VP01CO Company Number from Vendor Master Profit Center: VP01VTAPPC Accounts Payable Profit Center based on Vendor Type Account: VP01VTAPAC Accounts Payable Account based on Vendor Type	VP0112 Net Amount		No
020	Not a Gain or Loss Line	Cash Company: VP01CO Company Number from Vendor Master Profit Center: BPCOV Cash Profit Center from Bank Master Account: BKACCTCASH Cash Acct based on Bank Acct		VP0104 Cash-Credit	No
030	Invoice Line	Discounts Available Company: VP01CO Company Number from Vendor Master Profit Center: VP01VTDAPC Discount Available Profit Center based on Vendor Type Account: VP01VTDAAC Discount Available Account based on Vendor Type	VP0107 Discount Taken Amount		No

Line	Line Type	Account	Debit Macro	Credit Macro	Write Zero Amounts
040	Not a Gain or Loss Line	<p>Discounts Taken</p> <p>Company: VP01CO Company Number from Vendor Master</p> <p>Profit Center: VP01VTDTPC Discount Taken Profit Center based on Vendor Type</p> <p>Account: VP01VTDTAC Discount Taken Account based on Vendor Type</p>	ATXTADJ Tax Adjustment Amount		No
045	Not a Gain or Loss Line	<p>Discounts Taken</p> <p>Company: VP01CO Company Number from Vendor Master</p> <p>Profit Center: VP01VTDTPC Discount Taken Profit Center based on Vendor Type</p> <p>Account: VP01VTDTAC Discount Taken Account based on Vendor Type</p>		VP0106 Discount Taken Amount	No
050	Not a Gain or Loss Line	<p>Tax Adjustment</p> <p>Company: VP01CO Company Number from Vendor Master</p> <p>Profit Center: VP01VTTAPC Tax Adjustment Profit Center based on Vendor Type</p> <p>Account: ATXTRCDAAC Tax Adjustment Account based on Tax Code</p>		ATXTADJ Tax Adjustment Amount	No

Line	Line Type	Account	Debit Macro	Credit Macro	Write Zero Amounts
060	Not a Gain or Loss Line	Unallocated Liability Company: VP01CO Company Number from Vendor Master Profit Center: VP01VTULPC Unallocated Profit Center based on Vendor Type Account: VP01VTULAC Unallocated Account based on Vendor Type	VP01UNDR Unallocated Liability-Debit	VP01UNCR Unallocated Liability-Credit	No
070	Positive Gain or Loss Line	Realized Gain Company: VP01CO Company Number from Vendor Master Profit Center: VP01VTRGPC Realized Gain Profit Center based on Vendor Type Account: VP01VTRGAC Realized Gain Account based on Vendor Type		VP0112 Net Amount	Yes
080	Negative Gain or Loss Line	Realized Loss Company: VP01CO Company Number from Vendor Master Profit Center: VP01VTRLPC Realized Loss Profit Center based on Vendor Type Account: VP01VTRLAC Realized Loss Account based on Vendor Type	VP0112 Net Amount		Yes

Line	Line Type	Account	Debit Macro	Credit Macro	Write Zero Amounts
090	Positive Gain or Loss Line #40798	<p>Realized Gain</p> <p>Company: VP01CO Company Number from Vendor Master</p> <p>Profit Center: VP01VTRGPC Realized Gain Profit Center based on Vendor Type</p> <p>Account: VP01VTRGAC Realized Gain Account based on Vendor Type</p>		VP0107 Discount Taken Amount	Yes
100	Negative Gain or Loss Line	<p>Realized Loss</p> <p>Company: VP01CO Company Number from Vendor Master</p> <p>Profit Center: VP01VTRLPC Realized Loss Profit Center based on Vendor Type</p> <p>Account: VP01VTRLAC Realized Loss Account based on Vendor Type</p>	VP0107 Discount Taken Amount		Yes

Line	Line Type	Account	Debit Macro	Credit Macro	Write Zero Amounts
110	Not a Gain or Loss Line	<p>Draft Payable</p> <p>Company: VP01CO Company Number from Vendor Master</p> <p>Profit Center: VP01PC Draft Payable Profit center from "To Profit Center - Draft" on Payment Distribution</p> <p>Account: VP01S1 Draft Payable Account based on "User Defined 1 - Draft" on Payment Distribution</p>		VP01DR Draft Payable Amount	No
120	Not a Gain or Loss Line	<p>Stamp Tax Expenses</p> <p>Company: VP01CO Company Number from Vendor Master</p> <p>Profit Center: BPCOV Stamp Tax Profit Center from Bank Profit Center</p> <p>Account: VP01COAX Stamp Tax Account based on Company Number</p>	VP0101 Stamp Tax		No

Line	Line Type	Account	Debit Macro	Credit Macro	Write Zero Amounts
130	Not a Gain or Loss Line #40798	Bank Charge Company: VP01CO Company Number from Vendor Master Profit Center: BPCOV Bank Charge Profit Center from Bank Profit Center Account: PAACCTBCHG Bank Charge Account based on Bank Account on Payment Agreement	VP0102 Bank Charge		No
140	Not a Gain or Loss Line #40798	Stamp and Bank Charge Liability Company: VP01CO Company Number from Vendor Master Profit Center: VP01PC Draft Payable Profit center from "To Profit Center - Draft" on Payment Distribution Account: VP01S1 Draft Payable Account based on "User Defined 1 - Draft" on Payment Distribution		VP0103 Stamp and Bank Charge Liability Amount	No

This section provides information about the APPAYMENT2 model.

Model: APPAYMENT2

Model Header: AP with Multi-Currency

Description: AP with Multi-Currency

Journal Source: PA

Subsystem Origin: Vendor Payment, VP

Realized gain and loss lines must have the Write Zero Amount option set to on. If they are not, gain and loss will not be calculated.

Line	Line Type	Account	Debit Macro	Credit Macro	Write Zero Amounts
010	Invoice Line	Accounts Payable Company: VP01CO Company Number from Vendor Master Profit Center: VP01VTAPPC Accounts Payable Profit Center based on Vendor Type Account: VP01VTAPAC Accounts Payable Account based on Vendor Type	AMLLAMNT Net Amount		No
020	Not a Gain or Loss Line	Cash Company: VP01CO Company Number from Vendor Master Profit Center: BPCOV Cash Profit Center from Bank Master Account: BKACCTCASH Cash Account based on Bank Account		VP0104 Cash-Credit	No
030	Invoice Line	Discounts Available Company: VP01CO Company Number from Vendor Master Profit Center: VP01VTDAPC Discount Available Profit Center based on Vendor Type Account: VP01VTDAAC Discount Available Account based on Vendor Type	AMLDAM Discount Taken Amount		No

Line	Line Type	Account	Debit Macro	Credit Macro	Write Zero Amounts
040	Not a Gain or Loss Line	<p>Discounts Taken</p> <p>Company: VP01CO Company Number from Vendor Master</p> <p>Profit Center: VP01VTDTPC Discount Taken Profit Center based on Vendor Type</p> <p>Account: VP01VTDTAC Discount Taken Account based on Vendor Type</p>	ATXTADJ Tax Adjustment Amount		No
045	Not a Gain or Loss Line	<p>Discounts Taken</p> <p>Company: VP01CO Company Number from Vendor Master</p> <p>Profit Center: VP01VTDTPC Discount Taken Profit Center based on Vendor Type</p> <p>Account: VP01VTDTAC Discount Taken Account based on Vendor Type</p>		AMLDM Discount Taken Amount	No
050	Not a Gain or Loss Line	<p>Tax Adjustment</p> <p>Company: VP01CO Company Number from Vendor Master</p> <p>Profit Center: VP01VTTAPC Tax Adjustment Profit Center based on Vendor Type</p> <p>Account: ATXTRCDAAC Tax Adjustment Account based on Tax Code</p>		ATXTADJ Tax Adjustment Amount	No

Line	Line Type	Account	Debit Macro	Credit Macro	Write Zero Amounts
060	Not a Gain or Loss Line	Discount Lost Company: VP01CO Company Number from Vendor Master Profit Center: VP01VTDLPC Discount Loss Profit Center based on Vendor Type Account: VP01VTDLAC Discount Loss Account based on Vendor Type	VP0108 Discount Lost -Debit		No
070	Not a Gain or Loss Line	Discount Lost-Offset Company: VP01CO Company Number from Vendor Master Profit Center: VP01VTDOPC Discount Offset Profit Center based on Vendor Type Account: VP01VTDOAC Discount Offset Account based on Vendor Type		VP0109 Liability for Discount Lost	No
080	Not a Gain or Loss Line	Unallocated Liability Company: VP01CO Company Number from Vendor Master Profit Center: VP01VTULPC Unallocated Profit Center based on Vendor Type Account: VP01VTULAC Unallocated Account based on Vendor Type	VP01UNDR Unallocated Liability-Debit	VP01UNCR Unallocated Liability-Credit	No

Line	Line Type	Account	Debit Macro	Credit Macro	Write Zero Amounts
90	Positive Gain or Loss Line	<p>Realized Gain</p> <p>Company: VP01CO Company Number from Vendor Master</p> <p>Profit Center: VP01VTRGPC Realized Gain Profit Center based on Vendor Type</p> <p>Account: VP01VTRGAC Realized Gain Account based on Vendor Type</p>		AMLLAMNT Net Amount	Yes
100	Negative Gain or Loss Line	<p>Realized Loss</p> <p>Company: VP01CO Company Number from Vendor Master</p> <p>Profit Center: VP01VTRLPC Realized Loss Profit Center based on Vendor Type</p> <p>Account: VP01VTRLAC Realized Loss Account based on Vendor Type</p>	AMLLAMNT Net Amount		Yes
110	Positive Gain or Loss Line #40798	<p>Realized Gain</p> <p>Company: VP01CO Company Number from Vendor Master</p> <p>Profit Center: VP01VTRGPC Realized Loss Profit Center based on Vendor Type</p> <p>Account: VP01VTRGAC Realized Loss Account based on Vendor Type</p>		VP0107 Discount Taken Amount	Yes

Line	Line Type	Account	Debit Macro	Credit Macro	Write Zero Amounts
120	Negative Gain or Loss Line	<p>Realized Loss</p> <p>Company: VP01CO Company Number from Vendor Master</p> <p>Profit Center: VP01VTRLPC Realized Loss Profit Center based on Vendor Type</p> <p>Account: VP01VTRLAC Realized Loss Account based on Vendor Type</p>	VP0107 Discount Taken Amount		Yes
130	Not a Gain or Loss Line	<p>Draft Payable</p> <p>Company: VP01CO Company Number from Vendor Master</p> <p>Profit Center: VP01PC Draft Payable Profit center from "To Profit Center - Draft" on Payment Distribution</p> <p>Account: VP01S1 Draft Payable Account based on "User Defined 1 - Draft" on Payment Distribution</p>		VP01DR Draft Payable Amount	No

Line	Line Type	Account	Debit Macro	Credit Macro	Write Zero Amounts
140	Not a Gain or Loss Line	Stamp Tax Expenses Company: VP01CO Company Number from Vendor Master Profit Center: BPCOV Stamp Tax Profit Center from Bank Profit Center Account: VP01COAX Stamp Tax Account based on Company Number	VP0101 Stamp Tax		No
150	Not a Gain or Loss Line #40798	Bank Charge Company: VP01CO Company Number from Vendor Master Profit Center: BPCOV Bank Charge Profit Center from Bank Profit Center Account: PAACCTBCHG Bank Charge Account based on Bank Account on Payment Agreement	VP0102 Bank Charge		No

Line	Line Type	Account	Debit Macro	Credit Macro	Write Zero Amounts
160	Not a Gain or Loss Line	Stamp and Bank Charge Liability Company: VP01CO Company Number from Vendor Master Profit Center: VP01PC Draft Payable Profit center from "To Profit Center - Draft" on Payment Distribution Account: VP01S1 Draft Payable Account based on "User Defined 1 - Draft" on Payment Distribution		VP0103 Stamp and Bank Charge Liability Amount	No

Journal Creation in MLT920

MLT920 creates currency gain and loss journal entries for all selected outstanding Accounts Payable that have an exchange rate that has been revised since entry. The following journals are created:

- Period-end Unrealized Gains and Losses
- Year-end Realized Gains and Losses

If you do not activate journal grouping, ATP creates one journal entry for each individual transaction. The following journal lines can be created.

Transaction	Journal Entry Lines	
Unrealized Gains	Debit	Accounts Payable (or Control Account)
	Credit	Unrealized Gain
Unrealized Loss	Debit	Unrealized Loss
	Credit	Accounts Payable (or Control Account)
Realized Gain	Debit	Accounts Payable
	Credit	Realized Gain
Realized Loss	Debit	Realized Loss
	Credit	Accounts Payable

If you activate journal grouping and summarization (journal source), ATP consolidates all of the lines for one MLT920 processing session into one journal entry, and combines the lines with identical account strings into one journal line. If you request reversal journal entries, ATP creates reversing entries for the designated period when the originating entry is posted.

GL Reason Codes MLT920

A minimum of three reason codes are required for MLT920:

Reason Code	Description
APUNR	Unrealized Gain or Loss
APRGL	Realized Gain or Loss
REPRT	Report Only

Subsystem Event Determination MLT920

Define Subsystem Event Determination in the following manner.

Program	Reason Code	Description	Event
MLT921B	APUNR	Unrealized Gain or Loss	APMLTUNRGL
MLT921B	APRGL	Realized Gain or Loss	APMLTRGL

Events and Event Sequences MLT920

The following table provides information about Events Definition Setup steps within MLT920.

Event	Event Sequence		
APMLTUNRGL	Sequence 00010		
Description:	A/P Revaluation Unrealized Gains and Losses	Ledger: Book: Model:	User-defined Actual Dollars APMLTUNRGL
Event Origin:	Subsystem	Journal Grouping:	Yes
Subsystem Origin:	Revaluation Payables (RP)		

Event		Event Sequence	
APMLTRGL		Sequence 00010	
Description:	A/P Revaluation Realized Gains and Losses	Ledger:	User-defined
Event Origin:	Subsystem	Book:	Actual Dollars
Subsystem Origin:	Revaluation Payables (RP)	Model:	APMLTRGL
		Journal Grouping:	Yes

Journal Models MLT920 Payable Revaluation

This section provides information about the following journal models created for MLT920.

Model:	APMLTUNRGL
Model Header:	For Original Revaluation
Description:	Revaluation Payables MLT Unrealized Gains and Losses
Journal Source:	RP
Subsystem Origin:	Revaluation Payables, RP
Model Header:	For Reversing Revaluation
Description:	Revaluation Payables MLT Unrealized Gains and Losses Reversing Entry
Journal Source:	PV
Subsystem Origin:	Revaluation Payables, RP
Period Increment:	1
Day Increment:	1

The journal entry for unrealized gains and losses is always a reversing journal.

Line	Line Type	Account	Debit Macro	Credit Macro	Write Zero Amounts
010	Positive Gain or Loss Line	<p>Accounts Payable</p> <p>Company: RP01CO Company Number from Invoice Header</p> <p>Profit Center: VTLPC Liability Profit Center from Vendor Type or RP01PC Liability Profit Center from Reval Identifier</p> <p>Account: <i>RP01VTAPAC</i> Accounts Payable Account based on Vendor Type or <i>RP01RICNTR</i> Accounts Payable Account based on Reval Identifier</p>	RP01TA Transaction Amount		No
020	Positive Gain or Loss Line	<p>Unrealized Gain</p> <p>Company: RP01CO Company Number from Invoice Header</p> <p>Profit Center: TYUGNP Unrealized Gain Profit Center from Vendor Type</p> <p>Account: <i>RP01VTUNRG</i> Unrealized Gain Account based on Vendor Type or <i>RP01RIUNRG</i> Unrealized Gain Account based on Reval Identifier</p>		RP01TA Transaction Amount	No

Line	Line Type	Account	Debit Macro	Credit Macro	Write Zero Amounts
030	Negative Gain or Loss Line	Unrealized Loss Company: RP01CO Company Number from Invoice Header Profit Center: TYULSP Unrealized Loss Profit Center from the Vendor Type Account: <i>RP01VTUNRL</i> Unrealized Loss Account from Vendor Type or <i>RP01RIUNRL</i> Unrealized Loss Account from Reval Identifier	RP01TA Transaction Amount		No
040	Negative Gain or Loss Line	Accounts Payable Company: RP01CO Company Number from Invoice Header Profit Center: VTLPC Liability Profit Center from the Vendor Type Account: <i>RP01VTAPAC</i> Accounts Payable Account		RP01TA Transaction Amount	No

Model: APLTRGL

Model Header: Revaluation Payables MLT Realized Gains and
Losses

Description: Revaluation Payables MLT Realized Gains and
Losses

Journal Source: RP

Subsystem Origin: Revaluation Payables

Line	Line Type	Account	Debit Macro	Credit Macro	Write Zero Amounts
010	Positive Gain or Loss Line	Accounts Payable Company: RP01CO Company Number Profit Center: VTLPC Liability Profit Center Account: <i>RP01VTAPAC</i> Accounts Payable Account	RP01TA Transaction Amount		No
020	Positive Gain or Loss Line	Realized Gain Company: RP01CO Company Number Profit Center: TYRGNP Realized Gain Profit Center Account: <i>RP01VTRELG</i> Realized Gain Account		RP01TA Transaction Amount	No
030	Negative Gain or Loss Line	Realized Loss Company: RP01CO Company Number Profit Center: TYRLSP Realized Loss Profit Center Account: <i>RP01VTRELL</i> Realized Loss Account	RP01TA Transaction Amount		No
040	Negative Gain or Loss Line	Accounts Payable Company: RP01CO Company Number Profit Center: VTLPC Liability Profit Center Account: <i>RP01VTAPAC</i> Accounts Payable Account		RP01TA Transaction Amount	No

Chapter 3 ATP and Accounts Receivable

3

This chapter discusses Advanced Transaction Processing used with Accounts Receivable (ACR).

The chapter consists of the following topics:

Topic	Page
Accounts Receivable Macro Availability	3-2
Programs and Accounting Entries	3-54

Accounts Receivable Macro Availability

This chapter covers Customer Payments, Customer Invoicing, and Revaluation Receivables. The macros in the following table are used with the Accounts Receivable subsystem.


Note: Macros used in Customer Payments (ACR500) also support the subsystem batch programs ARP655, ARP730, and CDM655.

File	Description	Customer Payments ACR500	Customer Invoice BIL500	Revaluation Processing A/R MLT910	Promotion Processing PRO130
ABK	Bank Master	X		X	
ECR	Credit Card Order Header	X			
ECX	Credit Card Order Transaction Detail	X			
ODH	Draft Management	X		X	
ODL	Draft Lines	X		X	
OPA	Payment Agreement	X			
OPD	Payment Distribution	X			
PDM	Promotions and Deals Master				X
PDT	Promotions and Deals Tracking		X		X
PDX	Promotion Invoice Cross Reference	X			
RAR	A/R Detail	X		X	
RCM	Customer Master	X	X	X	X
RCT	Customer Type	X	X	X	
RPC	Credit Card Provider Master	X			
RTM	Terms Master	X			
RTP	A/R Tax Paid	X			
RTX	A/R Tax Amount Invoice	X	X		

File	Description	Customer Payments ACR500	Customer Invoice BIL500	Revaluation Processing A/R MLT910	Promotion Processing PRO130
SIH	Invoice History		X		
SIL	Invoice Line History		X		X
UFD	Revaluation Folios			X	
URD	Revaluation Definitions			X	
ZCI01M	Customer Invoice		X		
ZCP01M	Customer Payment	X			
ZPP01M	Promotion Processing				X
ZRR01M	Revaluation Receivables			X	

Macros by File Name

The Macros file is shipped complete with all available macros created. The following table lists the available macros.

Advanced Macros are indicated by .

WARNING! Do not use certain combinations of macros on a single model line. Debit and credit macros on a model line must have a unique relationship with each macro on the line that resolves to a single database record.

For example, there will not always be a key for the PDT record to a single IIM record because promotions can be at a total order level and not linked to one item. Therefore, when a macro from the PDT file is used on a model line for a debit or credit amount, that same model line cannot use a macro from the IIM file in any field. This represents a possible one:none relationship.

In another example, if the amount macro is from the SIL file and the model line has a macro from the PDT file for the segment, reference, or analysis fields, there may not be a unique key from the SIL file to a single PDT record. This can represent a one:many relationship in which there is one SIL record with many promotions or a one:none relationship in which there is one SIL record with no promotions.

Customer Invoice

Parameter List: ZCI01M
Subsystem Origin: CI

Use Macro As

Macro and Description	Macro Field	Seg.	Date	Amount	Reference
CI01BB Bill Back Accrual Amount	CI01BB			X	X
CI01BBA Bill Back Debit	CI01BB			X	X
CI01BBB Bill Back Credit	CI01BB			X	X
CI01CC A/R Customer Number	CI01CC	X			X
CI01CH Freight Charge	CI01CH			X	X
CI01CN Customer Number	CI01CN	X			X
CI01CO Company Number	CI01CO	X			X
<input checked="" type="checkbox"/> CI01CODISC Discount Account	CI01CO	X			
<input checked="" type="checkbox"/> CI01COFRGT Freight Account	CI01CO	X			
<input checked="" type="checkbox"/> CI01COREVA Revenue Account	CI01CO	X			
<input checked="" type="checkbox"/> CI01COTAX1 Tax Override 1	CI01CO	X			
<input checked="" type="checkbox"/> CI01COTAX2 Tax Override 2	CI01CO	X			
CI01CR Currency	CI01CR	X			X
CI01DN Document Number	CI01DN				X

Use Macro As

Macro and Description	Macro Field	Seg.	Date	Amount	Reference
CI01DS Special Price Total Order Discount	CI01DS			X	X
CI01DSDR Special Price Total Order Discount – Debit (Used by SIH01M)	CI01DS			X	X
CI01DSCR Special Price Total Order Discount – Credit (Used by SIH01M)	CI01DS			X	X
CI01DT Document Type	CI01DT	X			X
CI01FC Financial Charge	CI01FC			X	X
CI01FD Financial Discount	CI01FD			X	X
CI01JD Journal Posting Date	CI01JD		X		X
CI01ON Original Document Number	CI01ON				X
CI01OR Original Document Year	CI01OR	X			X
CI01OT Original Document Type	CI01OT	X			X
CI01OX Original Document Prefix	CI01OX	X			X
CI01PC Profit Center	CI01PC	X			X
CI01PX Document Prefix	CI01PX	X			X
CI01RV Prepaid Amount	CI01RV			X	X
CI01TO Invoice Total	CI01TO			X	X

Use Macro As

Macro and Description	Macro Field	Seg.	Date	Amount	Reference
CI01TP Customer Type	CI01TP	X			X
<input checked="" type="checkbox"/> CI01TPARAC Accounts Receivable Account	CI01TP	X			
<input checked="" type="checkbox"/> CI01TPARPC Accounts Receivable Profit Center	CI01TP	X			
<input checked="" type="checkbox"/> CI01TPBBAC Bill Back Accrual Account	CI01TP	X			
<input checked="" type="checkbox"/> CI01TPBBPC Bill Back Accrual Profit Center	CI01TP	X			
<input checked="" type="checkbox"/> CI01TPDISC Discount Account	CI01TP	X			
<input checked="" type="checkbox"/> CI01TPFFCA Financial Charge Account	CI01TP	X			
<input checked="" type="checkbox"/> CI01TPFFDA Financial Discount Account	CI01TP	X			
<input checked="" type="checkbox"/> CI01TPPPAC A/R Prepaid Account	CI01TP	X			
<input checked="" type="checkbox"/> CI01TPPPPC A/R Prepaid Profit Center	CI01TP	X			
<input checked="" type="checkbox"/> CI01TPRELG Realized Gain Account	CI01TP	X			
<input checked="" type="checkbox"/> CI01TPRELL Realized Loss Account	CI01TP	X			
<input checked="" type="checkbox"/> CI01TPRGPC Realized Gain Profit Center	CI01TP	X			
<input checked="" type="checkbox"/> CI01TPRLPC Realized Loss Profit Center	CI01TP	X			
CI01YR Document Year	CI01YR	X			X

Customer Payment

Parameter List: ZCP01M
Subsystem Origin: CP

Use Macro As

Macro and Description	Macro Field	Seg.	Date	Amount	Reference
CP01AR Debit-Accounts Receivable	CP01AR			X	X
CP01AS Credit-Accounts Receivable	CP01AS			X	X
CP01BF Bank Charge	CP01BF			X	X
CP01BK Bank Code	CP01BK	X			X
CP01CA – Debit Cash Payment	CP01CA			X	X
CP01CB – Credit Cash Payment	CP01CB			X	X
CP01CC Corporate Customer	CP01CC	X			X
CP01CM Company Number	CP01CM	X			X
<input checked="" type="checkbox"/> CP01CMARAC Accounts Receivable Account	CP01CM	X			
<input checked="" type="checkbox"/> CP01CMBBAC Bill Back Accrual Account	CP01CM	X			
<input checked="" type="checkbox"/> CP01CMCASH Cash Account	CP01CM	X			
<input checked="" type="checkbox"/> CP01CMDISC Discount Account	CP01CM	X			
<input checked="" type="checkbox"/> CP01CMRELG Realized Gain Account	CP01CM	X			
<input checked="" type="checkbox"/> CP01CMRELL Realized Loss Account	CP01CM	X			
<input checked="" type="checkbox"/> CP01CMREVA Revenue Account	CP01CM	X			

Use Macro As

Macro and Description	Macro Field	Seg.	Date	Amount	Reference
<input checked="" type="checkbox"/> CP01CMSTAX Stamp Tax Account	CP01ST	X			
<input checked="" type="checkbox"/> CP01CMWOAC Write Off Expense Profit Center	CP01CM	X			
<input checked="" type="checkbox"/> CP01CMWOPC Write Off Expense Profit Center	CP01CM	X			
CP01CS Customer Number	CP01CS	X			X
CP01CT Customer Type	CP01CT	X			X
<input checked="" type="checkbox"/> CP01CTARAC Accounts Receivable Account	CP01CT	X			
<input checked="" type="checkbox"/> CP01CTARPC Accounts Receivable Profit Center	CP01CT	X			
<input checked="" type="checkbox"/> CP01CTBBAC Bill Back Accrual Account	CP01CT	X			
<input checked="" type="checkbox"/> CP01CTBBPC Bill Back Accrual Profit Center	CP01CT	X			
<input checked="" type="checkbox"/> CP01CTCASH Cash Account	CP01CT	X			
<input checked="" type="checkbox"/> CP01CTDISC Discount Account	CP01CT	X			
<input checked="" type="checkbox"/> CP01CTFFCA Financial Charge Account	CP01CT	X			
<input checked="" type="checkbox"/> CP01CTPPAC Prepaid Account	CP01CT	X			
<input checked="" type="checkbox"/> CP01CTPPPC Prepaid Profit Center	CP01CT	X			
<input checked="" type="checkbox"/> CP01CTRELG Realized Gain Account	CP01CT	X			
<input checked="" type="checkbox"/> CP01CTRELL Realized Loss Account	CP01CT	X			
<input checked="" type="checkbox"/> CP01CTREVA Revenue Account	CP01CT	X			

Use Macro As

Macro and Description	Macro Field	Seg.	Date	Amount	Reference
<input checked="" type="checkbox"/> CP01CTRGPC Realized Gain Profit Center	CP01CT	X			
<input checked="" type="checkbox"/> CP01CTRLPC Realized Loss Profit Center	CP01CT	X			
<input checked="" type="checkbox"/> CP01CTWOAC Write Off Expense Account	CP01CT	X			
<input checked="" type="checkbox"/> CP01CTWOPC Write Off Expense Profit Center	CP01CT	X			
CP01CU Currency	CP01CU	X			X
CP01DI Discount Taken/Due	CP01DI			X	X
CP01DR Draft Receivable	CP01DR			X	X
CP01DJ Discount Taken/Due-Credit	CP01DJ			X	X
CP01DN Draft Number	CP01DN				X
CP01DP Date Posted	CP01DP		X		X
CP01D1 Discount Less Tax Adjustment	CP01D1			X	X
CP01D2 Discount Less Tax Adjustment- Credit	CP01D2			X	X
CP01FE Foreign Exchange Reservation	CP01FE	X			X
CP01FC Financial Charge--Credit	CP01FC			X	X
CP01FD Financial Charge--Debit	CP01FD			X	X
CP01FS From Status - Draft	CP01FS	x			x
CP01ID Invoice Date	CP01ID		X		X

Use Macro As

Macro and Description	Macro Field	Seg.	Date	Amount	Reference
CP01IT Incentive Discount Taken	CP01IT			X	X
CP01IU Incentive Discount Taken-Credit	CP01IU			X	X
CP01NI Document Number	CP01NI				X
CP01NP Document Prefix	CP01NP	X			X
CP01NT Document Type	CP01NT	X			X
CP01NY Document Year	CP01NY	X			X
CP01OA Original Amount	CP01OA			X	X
CP01OB Original Amount-Credit	CP01OB			X	X
CP01ON Original Document Number	CP01ON				X
CP01OP Original Document Prefix	CP01OP	X			X
CP01OT Original Document Type	CP01OT	X			X
CP01OY Original Document Year	CP01OY	X			X
CP01PC Draft To Profit Center	CP01PC	X			X
CP01PT Payment Type	CP01PT	X			X
CP01RF Reference Number	CP01RF	X			X
CP01RV Debit Revenue	CP01RV			X	X
CP01RW Credit Revenue	CP01RW			X	X

Use Macro As

Macro and Description	Macro Field	Seg.	Date	Amount	Reference
<input checked="" type="checkbox"/> CP01S1 User-defined - Draft	CP01S1	X			X
<input checked="" type="checkbox"/> CP01S2 User-defined - Draft	CP01S2	X			X
CP01SQ Sequence Number	CP01SQ				X
CP01ST Stamp Tax	CP01ST			X	X
CP01TA Total Tax Adjustment - Debit	CP01TA			X	X
CP01TB Total Tax Adjustment - Credit	CP01TB			X	X
CP01TC Terms Code	CP01TC	X			X
CP01TS To Status - Draft	CP01TS	X			X
CP01TT Total Tax	CP01TT			X	X
CP01TU Total Tax-Credit	CP01TU			X	X
CP01YP Agreement Type	CP01YP	X			X

Promotion Processing

Parameter List: ZPP01M
Subsystem Origin: PP

Use Macro As

Macro and Description	Macro Field	Seg.	Date	Amount	Reference
PP01CC Currency	PP01CC	X			X

Use Macro As

Macro and Description	Macro Field	Seg.	Date	Amount	Reference
PP01CN Customer Number	PP01CN	X			X
PP01CO Company Number	PP01CO	X			X
PP01DC Change in INV Discount Offered	PP01DC			X	X
PP01DN Original Document Number	PP01DN				X
PP01DP Original Document Prefix	PP01DP	X			X
PP01DT Original Document Type	PP01DT	X			X
PP01DY Original Document Year	PP01DY	X			X
PP01IL Invoice Line Number	PP01IL				X
PP01NL Promotion Number/Line	PP01NL	X			X
PP01NLSEG1 Promotion Segment1	PP01NL	X			
PP01NLSEG2 Promotion Segment2	PP01NL	X			
PP01NLSEG3 Promotion Segment3	PP01NL	X			
PP01NLSEG4 Promotion Segment4	PP01NL	X			
PP01NLSEG5 Promotion Segment5	PP01NL	X			
PP01OL Order Line Number	PP01OL				X
PP01OR Customer Order Number	PP01OR				X
PP01PC Profit Center	PP01PC	X			X

Use Macro As

Macro and Description	Macro Field	Seg.	Date	Amount	Reference
PP01PL Promotion Line Number	PP01PL				X
PP01PN Promotion Number	PP01PN	X			X
<input checked="" type="checkbox"/> PP01PNBBAC Bill Back Accrual Account	PP01PN	X			
<input checked="" type="checkbox"/> PP01PNBBPC Bill Back Accrual Profit Center	PP01PN	X			
<input checked="" type="checkbox"/> PP01PNPEAC Promotion Expense Account	PP01PN	X			
<input checked="" type="checkbox"/> PP01PNPEPC Promotion Expense Profit Center	PP01PN	X			
PP01SC Change in INV Split BB	PP01SC			X	X
PP01SN Sequence Number	PP01SN				X

Revaluation Receivable

Parameter List: ZRR01M
Subsystem Origin: RR

Use Macro As

Macro and Description	Macro Field	Seg.	Date	Amount	Reference
RR01AT Agreement Type, R or P	RR01AT	X			X
RR01BK Bank	RR01BK	X			X
RR01CC Currency	RR01CC	X			X
RR01CN Customer Number	RR01CN	X			X

Use Macro As

Macro and Description	Macro Field	Seg.	Date	Amount	Reference
RR01CO Company	RR01CO	X			X
<input checked="" type="checkbox"/> RR01COARAC Accounts Receivable Account	RR01CO	X			
<input checked="" type="checkbox"/> RR01CORELG Realized Gain	RR01CO	X			
<input checked="" type="checkbox"/> RR01CORELL Realized Loss	RR01CO	X			
<input checked="" type="checkbox"/> RR01COUNRG Unrealized Gain	RR01CO	X			
<input checked="" type="checkbox"/> RR01COUNRL Unrealized Loss	RR01CO	X			
RR01CP Corporate Customer Number	RR01CP	X			X
RR01CT Customer Type	RR01CT	X			X
<input checked="" type="checkbox"/> RR01CTARAC Accounts Receivable Account	RR01CT	X			
<input checked="" type="checkbox"/> RR01CTRELG Realized Gain	RR01CT	X			
<input checked="" type="checkbox"/> RR01CTRELL Realized Loss	RR01CT	X			
<input checked="" type="checkbox"/> RR01CTUNRG Unrealized Gain	RR01CT	X			
<input checked="" type="checkbox"/> RR01CTUNRL Unrealized Loss	RR01CT	X			
RR01DC Document Number	RR01DC				X
RR01DN Draft Number	RR01DN				X
RR01DP Date Posted	RR01DP		X		X
RR01DT Document Type	RR01DT	X			X

Use Macro As

Macro and Description	Macro Field	Seg.	Date	Amount	Reference
RR01DX Document Prefix	RR01DX	X			X
RR01DY Document Year	RR01DY	X			X
RR01ER Foreign Exchange Reservation	RR01ER	X			X
RR01FI Folio Identifier	RR01FI	X			X
RR01GD G/L Posting Date	RR01GD		X		X
RR01ID Invoice Date	RR01ID		X		X
RR01IS Issued Date	RR01IS		X		X
RR01ON Original Document Number	RR01ON				X
RR01OP Original Document Prefix	RR01OP	X			X
RR01OT Original Document Type	RR01OT	X			X
RR01OY Original Document Year	RR01OY	X			X
RR01PC Profit Center	RR01PC	X			X
RR01PD Period End Date	RR01PD		X		X
RR01PM Processing Method	RR01PM	X			X
RR01PN Draft Payment Number	RR01PN				X
RR01PY Payment Type	RR01PY	X			X
RR01RI Revaluation Identifier	RR01RI	X			X

Use Macro As

Macro and Description	Macro Field	Seg.	Date	Amount	Reference
<input checked="" type="checkbox"/> RR01RICNTR Control Account	RR01RI	X			
<input checked="" type="checkbox"/> RR01RIUNRG Unrealized Gain Account	RR01RI	X			
<input checked="" type="checkbox"/> RR01RIUNRL Unrealized Loss Acct	RR01RI	X			
RR01RN Reference Number	RR01RN				X
RR01SN Document Sequence Number	RR01SN				X
RR01SQ Sequence Number	RR01SQ				X
RR01TA Transaction Amount	RR01TA			X	X

ABK Bank Master

Subsystem Origin: Shared

Use Macro As

Macro and Description	Macro Field	Seg.	Date	Amount	Reference
BANK Bank	BANK	X			X
BKACCT Bank Account	BKACCT	X			X
<input checked="" type="checkbox"/> BKACCTBCHG Bank Charge Account	BKACCT	X			
<input checked="" type="checkbox"/> BKACCTBINT Bank Interest Account	BKACCT	X			
<input checked="" type="checkbox"/> BKACCTCASH Cash Account	BKACCT	X			
BKATYP Bank Account Type	BKATYP	X			X

Use Macro As

Macro and Description	Macro Field	Seg.	Date	Amount	Reference
BKBNKC Bank Code	BKBNKC	X			X
BKBRNO Branch	BKBRNO	X			X
BPCOV Bank Profit Center	BPCOV	X			X

ECR Credit Card Order Header

Subsystem Origin: CP (Customer Payment)

Use Macro As

Macro and Description	Macro Field	Seg.	Date	Amount	Reference
CRORD Order Number	CRORD				X
CRPRVD Credit Card Provider Code	CRPRVD	X			X
CRSEQ Credit Card Sequence Number	CRSEQ				X
CRMASK Masked Credit Card Number	CRMASK	X			X
CRNAME Credit Card Name	CRNAME	X			X
CRPOST Postal Code	CRPOST	X			X
CRMM Expiration Month	CRMM	X			X
CRYY Expiration Year	CRYY	X			X
CRTXA Order Tax Amount	CRTXA			X	X
CRCPO Customer Purchase Order	CRCPO	X			X

Use Macro As

Macro and Description	Macro Field	Seg.	Date	Amount	Reference
CRMRCH Merchant ID	CRMRCH	X			X
CRPFX Credit Card Prefix	CRPFX	X			X
CRCTY City	CRCTY	X			X
CRCOMP Company Number	CRCOMP	X			X

ECX Credit Card Order Transaction Detail

Subsystem Origin: CP (Customer Payment)

Use Macro As

Macro and Description	Macro Field	Seg.	Date	Amount	Reference
CXORD Order Number	CXORD				X
CXPRVD Credit Card Provider Code	CXPRVD	X			X
CXSEQ Credit Card Sequence Number	CXSEQ				X
CXHAND Handle/Transaction Control	CXHAND	X			X
CXAUCD Authorization Code	CXAUCD	X			X
CXAUTY Authorization Type	CXAUTY	X			X
CXAUAM Amount Authorized	CXAUAM			X	X
CXCURR Currency Code	CXCURR	X			X
CXAUDT Date of Authorization	CXAUDT		X		X

Use Macro As

Macro and Description	Macro Field	Seg.	Date	Amount	Reference
CXDAUE Date Authorization Expired	CXDAUE		X		X
CXAUTM Authorization Time	CXAUTM				X
CXSTS Status	CXSTS				X
CXSTAM Settlement Amount	CXSTAM			X	X
CXSTDT Date of Settlement	CXSTDT		X		X
CXPFEX Credit Card Prefix	CXPFEX	X			X
CXCCCR Reason Override Credit Card	CXCCCR				X
CXOUSR Credit Card Name	CXOUSR				X
CXINVC Original Document Number	CXINVC				X
CXODPX Original Document Prefix	CXODPX	X			X
CXODYR Original Document Year	CXODYR	X			X
CXODTP Original Document Type	CXODTP	X			X
CXDOCN Document Number	CXDOCN				X
CXDPFEX Document Prefix	CXDPFEX	X			X
CXDYR Document Year	CXDYR	X			X
CXDTP Document Type	CXDTP	X			X
CXSPST Ship-to Postal Code	CXSPST	X			X

Use Macro As

Macro and Description	Macro Field	Seg.	Date	Amount	Reference
CXSETM Settlement Time	CXSETM				X
CXCOMP Company Number	CXCOMP	X			X

IIM Item Master File

Subsystem Origin: Shared

Use Macro As

Macro and Description	Macro Field	Seg.	Date	Amount	Reference
IPROD Item Number	IPROD	X			X
IDESC Item Description	IDESC	X			X
IDSCE Item Extra Description	IDSCE	X			X
IICLAS Item Class	IICLAS	X			X
IITYP Item Type	IITYP	X			X
ISCST Item Standard Cost	ISCST			X	X
IACST Item Actual Cost	IACST			X	X
IFCST Item Frozen Cost	IFCST			X	X
IUMS Stocking UOM	IUMS				X
IUMP Purchasing UOM	IUMP				X
IUMR Selling UOM	IUMR				X

Use Macro As

Macro and Description	Macro Field	Seg.	Date	Amount	Reference
ILOC Default Location	ILOC	X			X
IMDSFW Warehouse	IMDSFW	X			X
IPITM Primary Vendor	IPITM	X			X
IABBT List / Catalogue number	IABBT	X			X
IIADJ MTD Adjustments	IADJ				X
IYADJ YTD Adjustments	IYADJ				X
IIRCT MTD Receipts	IRCT				X
IYRCT YTD Receipts	IYRCT				X
IISS MTD Issues	IISS				X
IYISS YTD Issues	IYISS				X
IIMSL MTD Sales	IMSL				X
IYSLS YTD Sales	IYSLS				X
IIMCOS MTD Cost of Sales	IMCOS				X
IYCOS YTD Cost of Sales	IYCOS				X

ODH Draft Header

Subsystem Origin: Shared

Use Macro As

Macro and Description	Macro Field	Seg.	Date	Amount	Reference
DHDRTM Draft Terms Code	DHDRTM	X			X
DHISDT Issued Date	DHISDT		X		X
DHNOFY Number of Payments	DHNOFY				X
DHPRF Profit Center	DHPRF	X			X
DHSTAT Draft Status	DHSTAT	X			X

ODL Draft Lines

Subsystem Origin: Shared

Use Macro As

Macro and Description	Macro Field	Seg.	Date	Amount	Reference
DLBKCH Bank Charge Line Amount	DLBKCH			X	
DLSTMP Stamp Line Amount	DLSTMP			X	

OPA Payment Agreement

Subsystem Origin: Shared

Use Macro As

Macro and Description	Macro Field	Seg.	Date	Amount	Reference
PAACCT Bank Account	PAACCT				X
<input checked="" type="checkbox"/> PAACCTBCHG Bank Charge Account	PAACCT	X			X
PAADTE Agreement Date	PAADTE		X		X
PABANK Bank	PABANK	X			X
PABKCH Bank Charge	PABKCH				X
PABNKC Bank Code	PABNKC				X
PABRNO Branch	PABRNO	X			X
PADRTM Draft Terms	PADRTM				X
PAMAXA Maximum Charge	PAMAXA				X
PAMINA Minimum Charge	PAMINA				X

PDM Promotion Master

Subsystem Origin: Shared

Use Macro As

Macro and Description	Macro Field	Seg.	Date	Amount	Reference
DMCTTF Contract Flag	DMCTTF	X			X

Use Macro As

Macro and Description	Macro Field	Seg.	Date	Amount	Reference
DMDESC Promo Description	DMDESC	X			X
DMENDT End Date	DMENDT		X		X
DMIQTY Total Quantity Invoiced	DMIQTY			X	X
DMOFLG Promotion Terms(1-8)	DMOFLG	X			X
DMPAMT Projected Amount	DMPAMT			X	X
DMPQTY Projected Quantity	DMPQTY			X	X
DMPRFC Profit Center	DMPRFC	X			X
DMTOTI Total Amount Invoiced	DMTOTI			X	X
DMTOTO Total Amount Ordered	DMTOTO			X	X
DMTQTY Total Quantity Ordered	DMTQTY			X	X

PDT Promotions Tracking

Subsystem Origin: Shared

Note: When using an advanced alias with macros DTNMLN or DTNMLNSEG1-5, you must enter leading zeros for the alias in the promotion number and line number fields. For example, alias 000034002 would resolve for Promotion 34 (length 6, numeric) on Line Number 2 (length 3, numeric). MR#36428.

Use Macro As

Macro and Description	Macro Field	Seg.	Date	Amount	Reference
<input checked="" type="checkbox"/> DTNMBRBBAC Bill Back Accrual Acct	DTNMBR	X			
<input checked="" type="checkbox"/> DTNMBRBBPC Bill Back Accrual Profit Center	DTNMBR	X			
<input checked="" type="checkbox"/> DTNMBRPEAC Promotion Expense Account	DTNMBR	X			
<input checked="" type="checkbox"/> DTNMBRPEPC Promotion Expense Profit Center	DTNMBR	X			
<input checked="" type="checkbox"/> DTNMLNSEG1 Chart of Account Segment 1	DTNMLN	X			
<input checked="" type="checkbox"/> DTNMLNSEG2 Chart of Account Segment 2	DTNMLN	X			
<input checked="" type="checkbox"/> DTNMLNSEG3 Chart of Account Segment 3	DTNMLN	X			
<input checked="" type="checkbox"/> DTNMLNSEG4 Chart of Account Segment 4	DTNMLN	X			
<input checked="" type="checkbox"/> DTNMLNSEG5 Chart of Account Segment 5	DTNMLN	X			
<input checked="" type="checkbox"/> DTBBACIC Bill Back Accrual Account based on Item Class	DTBBACIC	X			X
DTBBDS Invoice Split BB Discnt Offered	DTBBDS			X	X
DTBBDSA Invoice Split BB Discnt Offered Debit	DTBBDS			X	X
DTBBDSAH Split Bill Back Discount Debit - Order Level	DTBBDSAH			X	
DTBBDSAL Split Bill Back Discount Debit - Line Level	DTBBDSAL			X	
DTBBDSB Invoice Split BB Discnt Offered Credit	DTBBDS			X	X

Use Macro As

Macro and Description	Macro Field	Seg.	Date	Amount	Reference
DTBBDSBH Split Bill Back Discount Credit - Order Level	DTBBDSBH			X	
DTBBDSBL Split Bill Back Discount Credit - Line Level	DTBBDSBL			X	
<input checked="" type="checkbox"/> DTBBPCIC Bill Back Accrual Profit Center based on Item Class	DTBBPCIC	X			X
DTBODS Split BB Discount Taken	DTBODS			X	X
DTDMCTTF Contract Flag from Promotion Master	DTDMCTTF	X			X
DTDMDESC Promotion Description from Promotion Master	DTDMDESC	X			X
DTDMENDT End Date from Promotion Master	DTDMENDT		X		X
DTDMIQTY Total QTY Invoiced from Promotion Master	DTDMIQTY			X	X
DTDMOFLG Promotion Terms from Promotion Master	DTDMOFLG	X			X
DTDMPAMT Projected Amount from Promotion Master	DTDMPAMT			X	X
DTDMPQTY Projected Quantity from Promotion Master	DTDMPQTY			X	X
DTDMPRFC Profit Center from Promotion Master	DTDMPRFC	X			X
DTDMTOTI Total Amount Invoiced from Promotion Master	DTDMTOTI			X	X

Use Macro As

Macro and Description	Macro Field	Seg.	Date	Amount	Reference
DTDMTOTO Total Amount Ordered from Promotion Master	DTDMTOTO			X	X
DTDMTQTY Total Quantity Ordered from Promotion Master	DTDMTQTY			X	X
DTDSCI Invoice Discount Offered	DTDSCI			X	X
DTDSCIA Invoice Discount Offered Accrual	DTDSCIA			X	X
DTDSCIACR Invoice Discount Offered Accrual Credit	DTDSCIACR			X	X
DTDSCIACRH Invoice Discount Accrual Credit - Order Level	DTDSCIACRH			X	
DTDSCIACRL Invoice Discount Accrual Credit - Line Level	DTDSCIACRL			X	
DTDSCIADR Invoice Discount Offered Accrual Debit	DTDSCIADR			X	X
DTDSCIADRH Invoice Discount Accrual Debit - Order Level	DTDSCIADRH			X	
DTDSCIADRL Invoice Discount Accrual Debit - Line Level	DTDSCIADRL			X	
DTDSCICR Invoice Discount Offered-Credit	DTDSCICR			X	X
DTDSCICRH Invoice Discount Offered Credit - Order Level	DTDSCICRH			X	
DTDSCICRL Invoice Discount Offered Credit - Line Level	DTDSCICRL			X	

Use Macro As

Macro and Description	Macro Field	Seg.	Date	Amount	Reference
DTDSCIDR Invoice Discount Offered-Debit	DTDSCIDR			X	X
DTDSCIDRH Invoice Discount Offered Debit - Order Level	DTDSCIDRH			X	
DTDSCIDRL Invoice Discount Offered Debit - Line Level	DTDSCIDRL			X	
DTDSTK Discount Taken	DTDSTK			X	X
DTILIN Invoice Line Number	DTILIN				X
DTINVC Original Document Number	DTINVC				X
DTIVDT Invoice Date	DTIVDT		X		X
DTLINE Promotion Line Number	DTLINE				X
DTNMBR Promotion Number	DTNMBR	X			X
DTNMLN Promotion Number and Line	DTNMLN	X			X
DTODPX Original Document Prefix	DTODPX	X			X
DTODTP Original Document Type	DTODTP	X			X
DTODYR Original Document Year	DTODYR	X			X
DTOIDS Invoice Split OI Discount Offered	DTOIDS			X	X
DTOIDSA Invoice Split OI Discount Offered--Debit	DTOIDS			X	X

Use Macro As

Macro and Description	Macro Field	Seg.	Date	Amount	Reference
DTOIDSAH Split Off Invoice Discount Debit - Order Level	DTOIDSAH			X	
DTOIDSAL Split Off Invoice Discount Debit - Line Level	DTOIDSAL			X	
DTOIDSB Invoice Split OI Discount Offered--Credit	DTOIDS			X	X
DTOIDSBH Split Off Invoice Discount Credit - Order Level	DTOIDSBH			X	
DTOIDSBL Split Off Invoice Discount Credit - Line Level	DTOIDSBL			X	
DTOLIN Order Line Number	DTOLIN				X
DTOODS Split OI Discount Taken	DTOODS			X	X
DTORDR Customer Order Number	DTORDR				X
<input checked="" type="checkbox"/> DTPEACIC Promotion Expense Account based on Item Class	DTPEACIC	X			X
<input checked="" type="checkbox"/> DTPEPCIC Promotion Expense Profit Center based on Item Class	DTPEPCIC	X			X
DTPROD Item Number	DTPROD	X			X
DTQINV Quantity Invoiced	DTQINV			X	X

PDX Promotions Invoice Cross Reference

Subsystem Origin: CP (Customer Payment)

Use Macro As

Macro and Description	Macro Field	Seg.	Date	Amount	Reference
<input checked="" type="checkbox"/> DXNMBRBBAC Bill Back Accrual Acct	DXNMBR	X			
<input checked="" type="checkbox"/> DXNMBRBBPC Bill Back Accrual Profit Center	DXNMBR	X			
<input checked="" type="checkbox"/> DXNMBRPEAC Promotion Expense Acct	DXNMBR	X			
<input checked="" type="checkbox"/> DXNMBRPEPC Promotion Expense Profit Center	DXNMBR	X			
<input checked="" type="checkbox"/> DXNMLNSEG1 Chart of Account Segment 1	DXNMLN	X			
<input checked="" type="checkbox"/> DXNMLNSEG2 Chart of Account Segment 2	DXNMLN	X			
<input checked="" type="checkbox"/> DXNMLNSEG3 Chart of Account Segment 3	DXNMLN	X			
<input checked="" type="checkbox"/> DXNMLNSEG4 Chart of Account Segment 4	DXNMLN	X			
<input checked="" type="checkbox"/> DXNMLNSEG5 Chart of Account Segment 5	DXNMLN	X			
DTIVDT Invoice Date	DTIVDT		X		X
DXAMTCRH Bill Back Accrual Amount Credit – Order Level	DXAMTCRH			X	
DXAMTCRL Bill Back Accrual Amount Credit - Line Level	DXAMTCRL			X	
DXAMTDRH Bill Back Accrual Amount Debit – Order Level	DXAMTDRH			X	
DXAMTDRL Bill Back Accrual Amount Debit - Line Level	DXAMTDRL			X	

Use Macro As

Macro and Description	Macro Field	Seg.	Date	Amount	Reference
<input checked="" type="checkbox"/> DXBBACIC Bill Back Accrual Account based on Item Class	DXBBACIC	X			X
<input checked="" type="checkbox"/> DXBBPCIC Bill Back Accrual Profit Center based on Item Class	DXBBPCIC	X			X
DXBBTXCRH Bill Back Tax Adjustment Credit – Order Level	DXBBTXCRH			X	
DXBBTXCRL Bill Back Tax Adjustment Credit - Line Level	DXBBTXCRL			X	
DXBBTXDRH Bill Back Tax Adjustment Debit – Order Level	DXBBTXDRH			X	
DXBBTXDRL Bill Back Tax Adjustment Debit - Line Level	DXBBTXDRL			X	
DXDMPRFC Profit Center from Promotion Master	DXDMPRFC	X			X
DXIVDT Invoice Date	DXIVDT		X		X
DXLINE Promotion Line Number	DXLINE				X
DXNMBR Promotion Number	DXNMBR	X			X
DXNMLN Promotion Number and Line	DXNMLN	X			X
DXOLIN Order Line Number	DXOLIN				X
DXORDR Customer Order Number	DXORDR				X
<input checked="" type="checkbox"/> DXPEACIC Promotion Expense Account based on Item Class	DXPEACIC	X			X

Use Macro As

Macro and Description	Macro Field	Seg.	Date	Amount	Reference
<input checked="" type="checkbox"/> DXPEPCIC Promotion Expense Profit Center based on Item Class	DXPEPCIC	X			X
DXSEQ Applied Sequence Number	DXSEQ				X

RAR AR Detail

Subsystem Origin: Shared

Use Macro As

Macro and Description	Macro Field	Seg.	Date	Amount	Reference
ARBANK Bank	ARBANK	X			X
ARCNTR Counter Number	ARCNTR				X
ARCPO Customer PO Number	ARCPO				X
ARCURT Customer Exchange Rate	ARCURT				X
ARDDAT Invoice Due Date	ARDDAT		X		X
ARDOCN Document Number	ARDOCN				X
ARDPFX Document Prefix	ARDPFX	X			X
ARDRNO Draft Number	ARDRNO				X
ARDSBB Incentive Discount Taken	ARDSBB			X	X
ARDTYP Document Type	ARDTYP	X			X

Use Macro As

Macro and Description	Macro Field	Seg.	Date	Amount	Reference
ARDYR Document Year	ARDYR	X			X
ARFCHG Financial Charge	ARFCHG			X	X
ARFENO Foreign Exchange Number	ARFENO	X			X
ARJRNO ARP/CDM Code	ARJRNO	X			X
<input checked="" type="checkbox"/> ARJRNOSEG1 Write Off Expense Segment 1	ARJRNO	X			
<input checked="" type="checkbox"/> ARJRNOSEG2 Write Off Expense Segment 2	ARJRNO	X			
<input checked="" type="checkbox"/> ARJRNOSEG3 Write Off Expense Segment 3	ARJRNO	X			
<input checked="" type="checkbox"/> ARJRNOSEG4 Write Off Expense Segment 4	ARJRNO	X			
<input checked="" type="checkbox"/> ARJRNOSEG5 Write Off Expense Segment 5	ARJRNO	X			
<input checked="" type="checkbox"/> ARJRNOSEG6 Write Off Expense Segment 6	ARJRNO	X			
<input checked="" type="checkbox"/> ARJRNOSEG7 Write Off Expense Segment 7	ARJRNO	X			
<input checked="" type="checkbox"/> ARJRNOSEG8 Write Off Expense Segment 8	ARJRNO	X			
ARODPX Original Document Prefix	ARODPX	X			X
ARODTP Original Document Type	ARODTP	X			X
ARODYR Original Document Year	ARODYR	X			X
ARPTYP Payment Type	ARPTYP	X			X
ARSORD Sales Order Number	ARSORD				X

Use Macro As

Macro and Description	Macro Field	Seg.	Date	Amount	Reference
ARVDAT Value Date	ARVDAT		X		X
RAMT Original Amount	RAMT			X	X
RCAMT Remain Due-Base	RCAMT			X	X
RCCUS A/R Customer Number	RCCUS	X			X
RCNVFC Currency Conversion Rate	RCNVFC				X
RCNVSN Transaction Currency Conversion	RCNVSN				X
RCOM Commission Code	RCOM	X			X
RCOMP Company Number	RCOMP	X			X
<input checked="" type="checkbox"/> RCOMPARAC Accounts Receivable	RCOMP	X			
<input checked="" type="checkbox"/> RCOMPBBAC Bill Back Accrual Account	RCOMP	X			
<input checked="" type="checkbox"/> RCOMPBCHG Bank Charge Account	RCOMP	X			
<input checked="" type="checkbox"/> RCOMP CASH Cash Account	RCOMP	X			
<input checked="" type="checkbox"/> RCOMPDISC Discount Account	RCOMP	X			
<input checked="" type="checkbox"/> RCOMPREVA Revenue Account	RCOMP	X			
<input checked="" type="checkbox"/> RCOMPSTPX Stamp Tax Account	RCOMP	X			
RCTYP Customer Type	RCTYP	X			X
<input checked="" type="checkbox"/> RCTYPARAC Account Receivable	RCTYP	X			

Use Macro As

Macro and Description	Macro Field	Seg.	Date	Amount	Reference
<input checked="" type="checkbox"/> RCTYPBBAC Bill Back Accrual Account	RCTYP	X			
<input checked="" type="checkbox"/> RCTYPBBPC Bill Back Accrual Profit Center	RCTYP	X			
<input checked="" type="checkbox"/> RCTYPCASH Cash Account	RCTYP	X			
<input checked="" type="checkbox"/> RCTYPPDISC Discount Account	RCTYP	X			
<input checked="" type="checkbox"/> RCTYPPFFCA Financial Charge Account	RCTYP	X			
<input checked="" type="checkbox"/> RCTYPRELG Realized Gain Account	RCTYP	X			
<input checked="" type="checkbox"/> RCTYPRELL Realized Loss Account	RCTYP	X			
<input checked="" type="checkbox"/> RCTYPREVA Revenue Account	RCTYP	X			
<input checked="" type="checkbox"/> RCTYPUNRG Unrealized Gain Account	RCTYP	X			
<input checked="" type="checkbox"/> RCTYPUNRL Unrealized Loss Account	RCTYP	X			
RCURR Currency Code	RCURR	X			X
RCUST Customer Number	RCUST	X			X
RDATE Date Posted	RDATE		X		X
RDDTE Invoice Due Date	RDDTE		X		X
RDISCT Discount Taken/Due	RDISCT			X	X
RDISD Discount Due Date	RDISD		X		X
RIDTE Invoice Date	RIDTE		X		X

Use Macro As

Macro and Description	Macro Field	Seg.	Date	Amount	Reference
RINVC Original Document Number	RINVC				X
RNXT Next Line Number	RNXT				X
RPRF Profit Center	RPRF	X			X
RREF Reference Number	RREF	X			X
RREM Remaining Due	RREM			X	X
RRESN Reason Code	RRESN	X			X
RSAL Salesman Number	RSAL	X			X
RSEQ Sequence Number	RSEQ				X
RTERM Terms Code	RTERM	X			X
RTRTE High Tax Rate	RTRTE	X			X

RCM Customer Master

Subsystem Origin: Shared

Use Macro As

Macro and Description	Macro Field	Seg.	Date	Amount	Reference
CCCUS A/R Customer Number	CCCUS	X			X
CCON Contact Name	CCON	X			X
CCOUN Customer Country Code	CCOUN	X			X

Use Macro As

Macro and Description	Macro Field	Seg.	Date	Amount	Reference
CCUST Customer Number	CCUST	X			X
CDEA1 Group Code 1	CDEA1	X			X
CDEA2 Group Code 2	CDEA2	X			X
CLOC Profit Center	CLOC	X			X
CMABC ABC Code	CMABC	X			X
CMDPFX Prefix Code	CMDPFX	X			X
CMFF01 User-defined Financial Field 1	CMFF01	X			X
CMFF02 User-defined Financial Field 2	CMFF02	X			X
CMFF03 User-defined Financial Field 3	CMFF03	X			X
CMFF04 User-defined Financial Field 4	CMFF04	X			X
CMFF05 User-defined Financial Field 5	CMFF05	X			X
CMFF06 User-defined Financial Field 6	CMFF06	X			X
CMFTXC Fiscal Tax Code	CMFTXC	X			X
CMPRNO Customer Registration Number	CMPRNO	X			X
CMPRCC Registration Country Code	CMPRCC	X			X
CMSIC SIC Code	CMSIC	X			X
CMSTTP Statement Type	CMSTTP	X			X

Use Macro As

Macro and Description	Macro Field	Seg.	Date	Amount	Reference
CNME Customer Name	CNME	X			X
CRDOL Credit Limit	CRDOL			X	X
CREFO1 Group Sales Analysis	CREFO1	X			X
<input checked="" type="checkbox"/> CREFO1ARPC A/R Profit Center	CREFO1	X			
CREFO2 Group Sales Analysis	CREFO2	X			X
<input checked="" type="checkbox"/> CREFO2ARPC A/R Profit Center	CREFO2	X			
CREFO3 Group Sales Analysis	CREFO3	X			X
<input checked="" type="checkbox"/> CREFO3ARPC A/R Profit Center	CREFO3	X			
CREFO4 Group Sales Analysis	CREFO4	X			X
<input checked="" type="checkbox"/> CREFO4ARPC A/R Profit Center	CREFO4	X			
CREFO5 Group Sales Analysis	CREFO5	X			X
<input checked="" type="checkbox"/> CREFO5ARPC A/R Profit Center	CREFO5	X			
CREG Region Code	CREG	X			X
CSAL Customer Salesperson	CSAL	X			X
CSTE State Code	CSTE	X			X
CTAX Customer Tax Code	CTAX	X			X
CTAXE Tax Report Bypass	CTAXE	X			X

Use Macro As

Macro and Description	Macro Field	Seg.	Date	Amount	Reference
CTXID Tax ID Name	CTXID	X			X
CTYPE Customer Type	CTYPE	X			X
<input checked="" type="checkbox"/> CTYPEBBAC Bill Back Accrual Account	CTYPE	X			
<input checked="" type="checkbox"/> CTYPEBBPC Bill Back Profit Center	CTYPE	X			
CWHSE Default Warehouse	CWHSE	X			X

RCT Customer Type

Subsystem Origin: Shared

Use Macro As

Macro and Description	Macro Field	Seg.	Date	Amount	Reference
CTARPC A/R Profit Center	CTARPC	X			X
CTBBAP Bill Back Acc PC	CTBBAP	X			X
CTCSTP Customer Type	CTCSTP	X			X
<input checked="" type="checkbox"/> CTCSTPBBAC Bill Back Accrual Acct	CTCSTP	X			
CTCURR Currency Code	CTCURR	X			X
CTDESC Type Description	CTDESC	X			X
CTRGNP Realized Gain PC	CTRGNP	X			X
CTRLSP Realized Loss PC	CTRLSP	X			X

Use Macro As

Macro and Description	Macro Field	Seg.	Date	Amount	Reference
CTUGNP Unreal Gain PC	CTUGNP	X			X
CTULSP Unreal Loss PC	CTULSP	X			X

RPC Credit Card Provider Master

Subsystem Origin: CP (Customer Payment)

Use Macro As

Macro and Description	Macro Field	Seg.	Date	Amount	Reference
PCPRVD Credit Card Provider Code	PCPRVD	X			X
PCPFX Credit Card Prefix	PCPFX	X			X
PCNAME Credit Card Provider Name	PCNAME	X			X
PCMNAM Minimum Amount to Authorize	PCMNAM			X	X
PCCURR Currency	PCCURR	X			X
PCDAU Credit Card Entry Default	PCDAU	X			X
PCMRCH Merchant ID	PCMRCH	X			X
CRCOMP Company Number	CRCOMP	X			X

RTM AR Terms Master

Subsystem Origin: Shared

Use Macro As

Macro and Description	Macro Field	Seg.	Date	Amount	Reference
TMDESC Terms Description	TMDESC	X			X
TMDISC Discount Percentage	TMDISC				X

Use Macro As

Macro and Description	Macro Field	Seg.	Date	Amount	Reference
TMDIS2 Discount Percentage – Level 2	TMDIS2				X
TMDIS3 Discount Percentage – Level 3	TMDIS3				X
TMCHG Financial Charge Percentage	TMCHG				X
TMCHTX Financial Charge Tax Code	TMCHTX	X			X

The macros TMDESC and TMDISC can only be used in ACR500 models.

RTP Tax Amount Paid

Subsystem Origin: Customer Payments

Use Macro As

Macro and Description	Macro Field	Seg.	Date	Amount	Reference
RTPAMTT Tax Amount Paid	TPAMTT			X	X
RTPAMTTA Tax Amount Paid Debit	TPAMTT			X	X
RTPAMTTB Tax Amount Paid Credit	TPAMTT			X	X
RTPAMTTRB Tax Amount Paid	TPAMTT			X	X
RTPAMTTRBA Tax Amount Paid-Debit	TPAMTTRB			X	X
RTPAMTTRBB Tax Amount Paid-Credit	TPAMTTRB			X	X
RTPTATC Taxable Amount Paid	TPATBT			X	X

Use Macro As

Macro and Description	Macro Field	Seg.	Date	Amount	Reference
RTPPDTE Payment Date	TPPDTE		X		X
RTPBFLG Tax Bypass Flag	TPBFLG	X			X
RTPTRCD Tax Rate Code	TPTRCD	X			X
RTPTRCDRB Tax Bypass Rate Code	TPBFLG	X			
RTPTRCDRBL Tax Liability Accounts Payable	TPBFLG	X			
RTPTRCDRBS Paid Tax Suspense Accounts Payable	TPBFLG	X			
<input checked="" type="checkbox"/> RTPTRCDLAC Tax Account	TPTRCD	X			

RTX AR Tax Amount Invoiced

Subsystem Origin: Shared

Use Macro As

Macro and Description	Macro Field	Seg.	Date	Amount	Reference
RTXBFLG Tax Report Bypass	TXBFLG	X			X
RTXCOMP Company	TXCOMP	X			X
RTXTXTCRBA Tax Amount -Tax Bypass Debit	TXTXTCRB			X	X
RTXTXTCRBB Tax Amount -Tax Bypass Credit	TXTXTCRB			X	X
RTXCTYP Customer Type	TXCTYP	X			X

Use Macro As

Macro and Description	Macro Field	Seg.	Date	Amount	Reference
RTXCURT Transaction Currency	TXCURT	X			X
RTXCUST Customer	TXCUST	X			X
RTXDOCN Document Number	TXDOCN				X
RTXDPFX Document Prefix	TXDPFX	X			X
RTXDTP Document Type	TXDTP	X			X
RTXDYR Document Year	TXDYR	X			X
RTXIDTE Invoice Date	TXIDTE		X		X
RTXINVN Original Document Number	TXINVN				X
RTXLNE Order Line Number	TXLNE				X
RTXODPX Original Document Prefix	TXODPX	X			X
RTXODTP Original Document Type	TXODTP	X			X
RTXODYR Original Document Year	TXODYR	X			X
RTXONLY Item Tax Only Treatment	TXONLY	X			X
RTXORDN Order Number	TXORDN				X
RTXRATE Tax Rate	TXRATE				X
RTXTADJ Tax Adjustment-Transaction	TXTADJ			X	X
RTXTADJCR Tax Adj Amount-Credit	TXTADJCR			X	X

Use Macro As

Macro and Description	Macro Field	Seg.	Date	Amount	Reference
RTXTADJDR Tax Adj Amount-Debit	TXTADJDR			X	X
RTXTATC Taxable Amount-Transaction	TXTATC			X	X
RTXTRCD Tax Rate Code	TXTRCD	X			X
<input checked="" type="checkbox"/> RTXTRCDAAC Tax Account	TXTRCD	X			
<input checked="" type="checkbox"/> RTXTRCDLAC Tax Adjustment-Account	TXTRCD	X			
RTXTXTC Total Tax Amount-Transaction	TXTXTC			X	X
RTXTXTCR Tax Amount-Credit	TXTXTCR			X	X
RTXTXTCR Tax Amount-Debit	TXTXTCR			X	X
RTXTXTCO Tax Amount-Tax only credit	TXTXTCO			X	X
RTXTXTCDO Tax Amount-Tax only debit	TXTXTCDO			X	X

SIH Invoice History

Subsystem Origin: Shared

Use Macro As

Macro and Description	Macro Field	Seg.	Date	Amount	Reference
IHCONT Bid Contract Number #31755	IHCONT				X
IHDOCN Document Number	IHDOCN				X
IHDPFX Document Prefix	IHDPFX	X			X

Use Macro As

Macro and Description	Macro Field	Seg.	Date	Amount	Reference
IHD Document Type	IHD	X			X
IHDYR Document Year	IHDYR	X			X
IHFCHG Financial Charge	IHFCHG			X	X
IHFCHGCR Financial Charge Credit	IHFCHGCR			X	X
IHFCHGDR Financial Charge Debit	IHFCHGDR			X	X
IHFCTX Financial Charge Tax Code	IHFCTX				X
IHOCLS Base Order Class	IHOCLS	X			X
IHODPX Original Document Prefix	IHODPX	X			X
IHODTP Original Document Type	IHODTP	X			X
IHODYR Original Document Year	IHODYR	X			X
IHPAMT Proof of Delivery Amount	IHPAMT			X	X
IHPCST Proof of Delivery Cost	IHPCST			X	X
IHPQTY Proof of Delivery Quantity	IHPQTY			X	X
SICHG Freight Charge	SICHG			X	X
SICHGDR Freight Charge Debit	SICHG			X	X
SICHGCR Freight Charge Credit	SICHG			X	X

Use Macro As

Macro and Description	Macro Field	Seg.	Date	Amount	Reference
SICOMP Company Number	SICOMP	X			X
<input checked="" type="checkbox"/> SICOMPARAC Accounts Receivable Account	SICOMP	X			
<input checked="" type="checkbox"/> SICOMPDISC Discount Account	SICOMP	X			
<input checked="" type="checkbox"/> SICOMPFRGT Freight Account	SICOMP	X			
<input checked="" type="checkbox"/> SICOMPREVA Revenue Account	SICOMP	X			
SICST Invoice Cost	SICST			X	X
SICTYP Customer Type	SICTYP	X			X
<input checked="" type="checkbox"/> SICTYPARAC Accounts Receivable Account	SICTYP	X			
<input checked="" type="checkbox"/> SICTYPBBAC Bill Back Accrual Account	SICTYP	X			
<input checked="" type="checkbox"/> SICTYPPFCA Financial Charge Account	SICTYP	X			
SICURR Currency Code	SICURR	X			X
SICUST Customer	SICUST	X			X
SIDISC Discount Code	SIDISC	X			X
SIDISD Invoice Discount Due Date	SIDISD		X		X
SIINVD Invoice Date	SIINVD		X		X
SIINVN Original Document Number	SIINVN				X
SIORD Order Number	SIORD				X

Use Macro As

Macro and Description	Macro Field	Seg.	Date	Amount	Reference
SIOTDS Total Order Discount	SIOTDS			X	X
SIPRF Profit Center	SIPRF	X			X
SIREG Invoice Sales Region	SIREG	X			X
SIRMA RMA # Number	SIRMA				X
SISAL Salesman Number	SISAL	X			X
SISTE Invoice State Ship To	SISTE	X			X
SISTOR Store Number	SISTOR	X			X
SITDES Invoice Description	SITDES	X			X
SITERM Terms Code	SITERM	X			X
SITOT Invoice Total	SITOT			X	X
SITOTCR Invoice Total Credit	SITOT			X	X
SITOTDR Invoice Total Debit	SITOT			X	X
SITYPE Invoice Type	SITYPE	X			X
SIVATA Billing VAT Amount	SIVATA			X	X
SIVATC VAT Code	SIVATC	X			X
SIWHSE Invoice Header Warehouse	SIWHSE	X			X

SIL Invoice Line History

Subsystem Origin: Shared

Use Macro As

Macro and Description	Macro Field	Seg.	Date	Amount	Reference
COGS Cost of Goods Sold	ILQTY			X	X
COGSA Cost of Goods Sold Debit	ILQTY			X	X
COGSB Cost of Goods Sold Credit	ILQTY			X	X
ILCLAS Item Class	ILCLAS	X			X
<input checked="" type="checkbox"/> ILCLASREVA Item Class	ILCLAS	X			
ILCOMP Company	ILCOMP	X			X
ILCONS Consolidation Number	ILCONS				X
ILCPO Customer PO Number	ILCPO				X
ILCUSB Billing Customer	ILCUSB	X			X
ILCUST Customer	ILCUST	X			X
ILDOCN Document Number	ILDOCN				X
ILDOCR Document Reference	ILDOCR	X			X
ILDPFX Document Prefix	ILDPFX	X			X
ILD TYP Document Type	ILD TYP	X			X

Use Macro As

Macro and Description	Macro Field	Seg.	Date	Amount	Reference
ILDYR Document Year	ILDYR	X			X
ILINVN Original Document Number	ILINVN				X
ILIRES Inventory Reason Code	ILIRES	X			X
ILLINE Invoice Line Number	ILLINE				X
ILLTYP Line Type R/S	ILLTYP	X			X
ILNET Net Price	ILNET			X	X
ILODPX Original Document Prefix	ILODPX	X			X
ILODTP Original Document Type	ILODTP	X			X
ILODYR Original Document Year	ILODYR	X			X
ILORD Order Number	ILORD				X
ILPCST Proof of Delivery Cost	ILPCST			X	X
ILPDRC POD Discrepancy Reason Code	ILPDRC	X			X
ILPOQS POD Overage Quantity Selling	ILPOQS			X	X
ILPOVA POD Overage Amount	ILPOVA			X	X
ILPQOS POD Overage Quantity Stocking	ILPQOS			X	X
ILPQSS POD Shortage Quantity Stocking	ILPQSS			X	X
ILPROD Item	ILPROD	X			X

Use Macro As

Macro and Description	Macro Field	Seg.	Date	Amount	Reference
ILPSHA POD Shortage Amount	ILPSHA			X	X
ILPSQS POD Shortage Quantity Selling	ILPSQS			X	X
ILWINRV DWM Invoiced Qty Reverse Sign	ILWINV			X	X
ILWINV DWM Invoiced Quantity	ILWINV			X	X
ILQTY Quantity	ILQTY			X	X
ILRES1 Customer Reason Code	ILRES1	X			X
ILRES2 Disposition Reason Code	ILRES2	X			X
ILRES3 Q/C Reason Code	ILRES3	X			X
ILREV Revenue	ILREV			X	X
ILREVR Revenue - Regular Line	ILREV			X	X
ILREVRRCR Revenue - Regular Line Credit	ILREV			X	X
ILREVRDR Revenue - Regular Line Debit	ILREV			X	X
ILREVS Revenue - Special Line MR#31792	ILREV			X	X
ILREVSCR Revenue - Special Line Credit	ILREV			X	X
ILREVSDR Revenue - Special Line Debit	ILREV			X	X
ILRMA RMA# Number	ILRMA				X
ILSAL1 Salesperson 1	ILSAL1				X

Use Macro As

Macro and Description	Macro Field	Seg.	Date	Amount	Reference
ILSAL2 Salesperson 2	ILSAL2				X
ILSAL3 Salesperson 3	ILSAL3	X			X
ILSEQ Line Number	ILSEQ				X
ILWHS Warehouse	ILWHS	X			X
PODOVER Proof of Delivery Overage	PODDIFF			X	X
PODSHRT Proof of Delivery Shortage	PODDIFF			X	X

UFD Revaluation Folios

Subsystem Origin: Shared

Use Macro As

Macro and Description	Macro Field	Seg.	Date	Amount	Reference
FDIDNT Folio Identifier	FDIDNT	X			X
FDRVID Revaluation Definition Identifier	FDRVID	X			X
FDSEQ Sequence	FDSEQ				X

URD Revaluation Definition

Subsystem Origin: Shared


Use Macro As

Macro and Description	Macro Field	Seg.	Date	Amount	Reference
RDCURR Currency	RDCURR	X			X
RDDESC Description	RDDESC	X			X
RDIDNT Revaluation Definition Identifier	RDIDNT	X			X
<input checked="" type="checkbox"/> RDIDNTCNTR Control Account	RDIDNT	X			
<input checked="" type="checkbox"/> RDIDNTUNRG Unrealized Gain Account	RDIDNT	X			
<input checked="" type="checkbox"/> RDIDNTUNRL Unrealized Loss Account	RDIDNT	X			
RDPPC Posting Profit Center	RDPPC	X			X
RDTYPE Customer Type	RDTYPE	X			X

Programs and Accounting Entries

The Programs and Accounting Entries section provides information about journal entry creation within the following subsystem jobstreams.

- Customer Payment - includes ARP and CDM Transactions (ACR500)
- Customer Invoice Release (BIL500, BIL540)
- Revaluation Receivables (MLT910)

Promotion Tracking (PRO130) Model Examples contain both Macros and Advanced Macros. Advanced Macros are distinguished by .

Journal Entry Creation in ACR300 and ACR500

You can create the following journal entries within ACR500 Cash and Memo Posting.

- Cash Receipt
- Cash Receipt Adjustment
- Cash Receipt with Financial Discount
- Cash Receipt with Promotion Discount
- Cash Receipt with Financial Discount and Promotion Discount
- Cash Receipt with Financial Discount and Tax Adjustments
- Cash Receipt with Promotion Discount and Tax Adjustments
- Cash Receipt with Financial Discount, Promotion Discount, and Tax Adjustments to Both
- Cash Receipt with Financial Discount, Promotion Discount, and Tax Adjustments to Financial Discount Only

You can create the following journal entry within ACR300, Customer Inquiry.

- Credit Deduction Management Write Offs

You can create the following journal entry within BIL500, Invoice Release.

- Credit Card Settlement

The following tables provide information about the journal entry lines created for some of the journal entries listed above.

Transaction	Journal Entry Lines	
Invoice without Taxes:		
Positive Amount	Debit	Accounts Receivable
	Credit	Revenue
Negative Amount	Debit	Revenue
	Credit	Accounts Receivable
Invoice with Taxes:		
Positive Amount	Debit	Accounts Receivable
	Credit	Taxes
		Revenue
Negative Amount	Debits	Revenue
		Taxes
	Credit	Accounts Receivable
Cash Receipt with Financial Discount, Promotion Discount, and Tax Adjustments on Both:		
Positive Amount	Debits	Cash
Positive Financial Discount		Financial Discount
Positive Promotion Discount		Bill Back Accrual
		Tax Adjustment
	Credits	Bill Back Expense
		Accounts Receivable
Positive Amount	Debits	Cash
Positive Financial Discount		Financial Discount
Negative Promotion Discount		Bill Back Expense
	Credits	Bill Back Accrual
		Tax Adjustment
		Accounts Receivable
Positive Amount	Debits	Cash
Positive Financial Discount		Financial Discount
Positive and Negative Promotion Discounts		Bill Back Accrual (positive is greater than negative)
		Tax Adjustment (positive is greater than negative)
		Bill Back Expense
	Credits	Accounts Receivable
		Bill Back Accrual (negative is greater than positive)
		Tax Adjustment (negative is greater than positive)

Transaction	Journal Entry Lines	
Positive Amount Negative Financial Discount Positive Promotion Discount	Debits	Cash Bill Back Accrual Tax Adjustment
	Credits	Bill Back Expense Financial Discount Accounts Receivable
Positive Amount Negative Financial Discount Negative Promotion Discount	Debits	Cash Bill Back Expense
	Credits	Financial Discount Bill Back Accrual Tax Adjustment Accounts Receivable
Positive Amount Negative Financial Discount Positive and Negative Promotion Discount	Debits	Cash Bill Back Accrual (positive is greater than negative) Tax Adjustment (positive is greater than negative) Bill Back Expense
	Credits	Bill Back Expense Bill Back Accrual (negative is greater than positive) Tax Adjustment (negative is greater than positive) Financial Discount Accounts Receivable
Negative Amount Positive Financial Discount Positive Promotion Discount	Debits	Accounts Receivable Financial Discount Bill Back Accrual Tax Adjustment
	Credits	Bill Back Expense Cash
Negative Amount Positive Financial Discount Negative Promotion Discount	Debits	Accounts Receivable Financial Discount Bill Back Expense
	Credits	Tax Adjustment Bill Back Accrual Cash

Transaction	Journal Entry Lines	
Negative Amount Positive Financial Discount Positive and Negative Promotion Discounts	Debits	Accounts Receivable Financial Discount Bill Back Expense Bill Back Accrual (positive is greater than negative)
	Credits	Tax Adjustment (positive is greater than negative) Bill Back Expense Bill Back Accrual (negative is greater than positive) Tax Adjustment (negative is greater than positive) Cash
Negative Amount Negative Financial Discount Positive Promotion Discount	Debits	Accounts Receivable Bill Back Accrual Tax Adjustment
	Credits	Bill Back Expense Financial Discount Cash
Negative Amount Negative Financial Discount Negative Promotion Discount	Debits	Accounts Receivable Bill Back Expense
	Credit	Bill Back Accrual Tax Adjustment Financial Discount Cash
Negative Amount Negative Financial Discount Positive and Negative Promotion Discounts	Debits	Accounts Receivable Bill Back Expense Bill Back Accrual (positive is greater than negative)
	Credits	Tax Adjustment (positive is greater than negative) Bill Back Expense Bill Back Accrual (negative is greater than positive) Tax Adjustment (negative is greater than positive) Financial Discount Cash

GL Reason Codes ACR300 and ACR500

The following table provides information about the GL reason codes that default as a result of the mode code associated with the transaction.

Reason Code	Description
ARCRD	Credit Memos
ARDED	Debit Memos
ARDR1	A/R Draft Receipt
ARINV	Invoices
ARPAY	Cash Receipts
ARPRE	Cash Prepayment
CCPAY	Credit Card Settlement
CRADJ	Cash Receipt Adjustment
CDMWO	CDM Write Off

Subsystem Event Determination ACR300 and ACR500

Use the following parameters to define Subsystem Event Determination.

Program	Reason Code	Description	Event
ACR500	ARCRD	Credit Memos	ARNONCASH
ACR500	ARDEB	Debit Memo	ARNONCASH
ACR500	ARDR1	A/R Draft Receipt	RECEIPTS5
ACR500	ARINV	Invoice	ARNONCASH
ACR500	ARPAY	Cash Receipt	RECEIPTSx
ACR500	ARPRE	A/R Prepayment	ARPREPAID
ACR500	CCPAY	Credit Card Settlement	CCSETTLE
ACR500	CRADJ	Cash Receipt Adjustment	CASHRECADJ
CDM655	CDMWO	CDM Write Off	ARWRITEOFF

Events and Event Sequences ACR300 and ACR500

A minimum of three events is required for journal entries that result from A/R transactions:

Event		Event Sequence	
RECEIPTSx		Sequence 00010	
Description:	AR Cash or Draft Receipts	Ledger:	User-defined
Event Origin:	Subsystem	Book:	Actual Dollars
Subsystem Origin:	Customer Payment (CP)	Model:	RECEIPTSx
		Journal Grouping:	Yes
ARNONCASH		Sequence 00010	
Description:	AR Invoices, Debit Memos, and Credit Memos	Ledger:	User-defined
Event Origin:	Subsystem	Book:	Actual Dollars
Subsystem Origin:	Customer Payment (CP)	Model:	ARNONCASH
		Journal Grouping:	Yes
ARWRITEOFF		Sequence 00010	
Description:	CDM Write Offs	Ledger:	User-defined
Event Origin:	Subsystem	Book:	Actual Dollars
Subsystem Origin:	Customer Payment (CP)	Model:	ARWRITEOFF
		Journal Grouping:	Yes
CASHRECAdj		Sequence 00010	
Description:	Cash Receipt Adjustment	Ledger:	User-defined
Event Origin:	Subsystem	Book:	Actual Dollars
Subsystem Origin:	Customer Payment (CP)	Model:	CASHRECAdj
		Journal Grouping:	Yes
CCSETTLE		Sequence 00010	
Description:	Credit Card Settlement	Ledger:	User-defined
Event Origin:	Subsystem	Book:	Actual Dollars
Subsystem Origin:	Customer Payment (CP)	Model:	CCSETTLE
		Journal Grouping:	Yes

Journal Models ACR300 and ACR500

This section provides information about defining journal models for the following journal entries:

- RECEIPTS1 - ACR only; No Promotions, MLT, or Tax Adjustments
- RECEIPTS2 - PRO, ACR; No MLT or Tax Adjustments
- RECEIPTS3 - PRO, ACR, and Tax Adjustments; No MLT
- RECEIPTS4 - PRO, ACR, MLT, and Tax Adjustments
- RECEIPTS5 - CSH, ACR, PRO, MLT, and Tax Adjustments
- ARPREPAID - A/R Prepayment

- ARNONCASH - AR Invoices, Debit and Credit Memos
- ARWRITEOFF - CDM Write Offs
- CASHRECADJ - Cash Receipt Adjustment
- CCSETTLE – Credit Card Settlement

All amounts are in transaction currency. Book currency is calculated during ATP.

Model: CCSETTLE

Model Header:

Description: Credit Card Settlement

Journal Source AR

Subsystem Origin: Customer Payment, CP

Line	Line Type	Account	Debit Macro	Credit Macro	Write Zero Amounts
010	Not a Gain or Loss Line	Settlement Company: CP01CM Company Number from transaction Profit Center: BPCOV Bank Profit Center from Bank Master Account: PCPRVD Settlement Account based on Provider Code	CP01CA Cash Payment	CP01CB Cash Payment	No

Line	Line Type	Account	Debit Macro	Credit Macro	Write Zero Amounts
020	Not a Gain or Loss Line	Accounts Receivable Company: CP01CM Company Number from transaction Profit Center: CP01CTARPC Accounts Receivable profit center based on customer type Account: CP01CTARAC Accounts Receivable account based on customer type	CP01AR Discount Debit Accounts Receivable	CP01AS Credit Accounts Receivable	No

Model: RECEIPTS1

Model Header:

Description: ACR Cash Receipts, No PRO, No MLT, and No Tax Adjustments

Journal Source: AR

Subsystem Origin: Customer Payment, CP

In the following models, advanced macros are shown in italics.

Line	Line Type	Account	Debit Macro	Credit Macro	Write Zero Amounts
010	Not a Gain or Loss Line	Cash Company: CP01CM Company Number from transaction Profit Center: BPCOV Bank Profit Center from Bank Master Account: <i>BKACCTCASH</i> Cash Account based on bank account on Bank Master	CP01CA Cash Payment	CP01CB Cash Payment	No
020	Not a Gain or Loss Line	Financial Discount Company: CP01CM Company Number from transaction Profit Center: RPRF Profit Center from transaction or default from Customer Master Account: <i>CP01CTDISC</i> Discount Account based on Customer Type	CP01DI Discount Taken/Due	CP01DJ Discount Taken/Due–Credit	No
030	Not a Gain or Loss Line	Accounts Receivable Company: CP01CM Company Number from transaction Profit Center: <i>CP01CTARPC</i> Accounts Receivable Profit Center based on Customer Type Account: <i>CP01CTARAC</i> Accounts Receivable Account based on Customer Type	CP01AR Debit-Accounts Receivable	CP01AS Credit-Accounts Receivable	No

Line	Line Type	Account	Debit Macro	Credit Macro	Write Zero Amounts
040	Not a Gain or Loss Line	VAT Suspended Also Paid Company: CP01CM Company Number from transaction Profit Center: RPRF Profit Center from transaction or default from Customer Master Account: RTPTRCDRBS Tax Account based on Tax Report Bypass and Tax Rate Code	RTPAMT TRBAVAT suspended paid – debit	RTPAMT TRBBVAT suspended paid – credit	No

Model: RECEIPTS2

Model Header:

Description: AR Cash Receipts with Promotions, No Tax Adjustments, and No MLT

Journal Source: AR

Subsystem Origin: Customer Payment, CP

Line	Line Type	Account	Debit Macro	Credit Macro	Write Zero Amounts
010	Not a Gain or Loss Line	Cash Company: CP01CM Company Number from transaction Profit Center: BPCOV Bank Profit Center from Bank Master Account: BKACCTCASH Cash Account based on bank account from Bank Master	CP01CA Cash Payment	CP01CB Cash Payment	No

Line	Line Type	Account	Debit Macro	Credit Macro	Write Zero Amounts
020	Not a Gain or Loss Line	Financial Discount Company: CP01CM Company Number from transaction Profit Center: RPRF Profit Center from transaction or defaulted from Customer Master Account: CP01CTDISC Discount Account based on Customer Type	CP01DI Discount Taken/Due	CP01DJ Discount Taken/Due-Credit	No
030	Not a Gain or Loss Line	Bill Back Accrual Company: CP01CM Company Number from transaction Profit Center: CP01CTBBPC Bill Back Accrual Profit Center based on Customer Type Account: CP01CTBBAC Bill Back Accrual Account based on Customer Type	CP01IT Incentive Discount Taken	CP01IU Incentive Discount Taken – Credit	No

Line	Line Type	Account	Debit Macro	Credit Macro	Write Zero Amounts
040	Not a Gain or Loss Line	<p>Accounts Receivable</p> <p>Company: CP01CM Company Number from transaction</p> <p>Profit Center: CP01CTARPC Accounts Receivable Profit Center based on Customer Type</p> <p>Account: CP01CTARAC Accounts Receivable Account based on Customer Type</p>	CP01AR Debit – Accounts Receivable	CP01AS Credit – Accounts Receivable	No
050	Not a Gain or Loss Line	<p>VAT Suspended Also Paid</p> <p>Company: CP01CM Company Number from transaction</p> <p>Profit Center: RPRF Profit Center from transaction or default from Customer Master</p> <p>Account: RTPTRCDRBS Tax Account based on Tax Report Bypass and Tax Rate Code</p>	RTPAMTP AR VAT suspended paid – debit	RTPAMTP R VAT suspended paid – credit	No

Model: RECEIPTS3

Model Header:

Description: AR Cash Receipts with Promotions, Tax Adjustments, No MLT

Journal Source AR

Subsystem Origin: Customer Payment, CP

Line	Line Type	Account	Debit Macro	Credit Macro	Write Zero Amounts
010	Not a Gain or Loss Line	Cash Company: CP01CM Company Number from transaction Profit Center: BPCOV Bank Profit Center from Bank Master Account: <i>BKACCTCASH</i> Cash Account based on bank account on the Bank Master	CP01CA Cash Payment	CP01CB Cash Payment	No
020	Not a Gain or Loss Line	Financial Discount Company: CP01CM Company Number from transaction Profit Center: RPRF Profit Center from transaction or defaulted from Customer Master Account: <i>CP01CTDISC</i> Discount Account based on Customer Type	CP01D1 Discount Less Tax Adjustment	CP01D2 Discount Less Tax Adjustment- Credit	No
030	Not a Gain or Loss Line	Tax Adjustments Company: CP01CM Company Number from transaction Profit Center: RPRF Profit Center from transaction or defaulted from Customer Master Account: <i>RTXTRCDAAC</i> Tax Account based on Tax Rate Code	RTXTADJDR Tax Adjustment Amount – Debit	RTXTADJCR Tax Adjustment Amount – Credit	No

Line	Line Type	Account	Debit Macro	Credit Macro	Write Zero Amounts
040	Not a Gain or Loss Line	<p>Bill Back Accrual</p> <p>Company: CP01CM Company Number from transaction</p> <p>Profit Center: CP01CTBBPC Bill Back Accrual Profit Center based on Customer Type</p> <p>Account: CP01CTBBAC Bill Back Accrual Account based on Customer Type</p>	CP01IT Incentive Discount Taken	CP01IU Incentive Discount Taken-Credit	No
050	Not a Gain or Loss Line	<p>Bill Back Expense</p> <p>Company: CP01CM Company Number from transaction</p> <p>Profit Center: DXDMPRFC Profit Center from Promotion Master</p> <p>Account: DXPEACIC Promotion Expense Account based on Item Class</p>	DXBBTXDR Bill Back Expense Amount – Debit	DXBBTXCR Bill Back Expense Amount – Credit	No
060	Not a Gain or Loss Line	<p>Accounts Receivable</p> <p>Company: CP01CM Company Number from transaction</p> <p>Profit Center: CP01CTARPC Accounts Receivable Profit Center based on Customer Type</p> <p>Account: CP01CTARAC Accounts Receivable Account based on Customer Type</p>	CP01AR Debit – Accounts Receivable	CP01AS Credit – Accounts Receivable	No

Line	Line Type	Account	Debit Macro	Credit Macro	Write Zero Amounts
070	Not a Gain or Loss Line	VAT Suspended Also Paid Company: CP01CM Company Number from transaction Profit Center: RPRF Profit Center from transaction or default from Customer Master Account: <i>RTPTRCDRBS</i> Tax Account based on Tax Report Bypass and Tax Rate Code	RTPAMT TRBAVAT suspended paid – Debit	RTPAMT TRBBVAT suspended paid – Credit	No

If you activate Multiple Currencies processing, the journal models noted for invoices, debit memos, and credit memos do not require any changes. However, the journal models required for cash receipts must also include lines for realized gain or loss amounts. The journal model that incorporates all potential journal lines for a cash receipt is defined as follows.

Model: RECEIPTS4

Model Header:

Description AR Cash Receipts with Promotions, Tax Adjustments, and Multi-Currency

Journal Source AR

Subsystem Origin Customer Payment, CP

Realized gain and loss lines must have the Write Zero Amount option set to on. If they are not, gain and loss will not be calculated.

Line	Line Type	Account	Debit Macro	Credit Macro	Write Zero Amounts
010	Not a Gain or Loss Line	<p>Cash</p> <p>Company: CP01CM Company Number from transaction</p> <p>Profit Center: BPCOV Bank Profit Center from Bank Master</p> <p>Account: <i>BKACCTCASH</i> Cash Account based on bank account on the Bank Master</p>	CP01CA Cash Payment	CP01CB Cash Payment	No
020	Not a Gain or Loss Line	<p>Financial Discount</p> <p>Company: CP01CM Company Number from transaction</p> <p>Profit Center: RPRF Profit Center from transaction or defaulted from Customer Master</p> <p>Account: <i>CP01CTDISC</i> Discount Account based on Customer Type</p>	CP01D1 Discount Less Tax Adjustment	CP01D2 Discount Less Tax Adjustment–Credit	No
030	Not a Gain or Loss Line	<p>Tax Adjustments</p> <p>Company: CP01CM Company Number from transaction</p> <p>Profit Center: RPRF Profit Center from transaction or defaulted from Customer Master</p> <p>Account: <i>RTXTRCDAAC</i> Tax Account based on Tax Rate Code</p>	RTXTADJDR Tax Adjustment Amount – Debit	RTXTADJCR Tax Adjustment Amount – Credit	No

Line	Line Type	Account	Debit Macro	Credit Macro	Write Zero Amounts
040	Positive Gain or Loss Line	Realized Gain - BB Accrual Company: CP01CM Company Number from transaction Profit Center: CP01CTRGPC Realized Gain Profit Center based on Customer Type Account: CP01CTRELG Realized Gain Account based on Customer Type	DXAMTCR Bill Back Accrual Amount – Credit	DXAMTDR Bill Back Accrual Amount – Debit	Yes
050	Negative Gain or Loss Line	Realized Loss - BB Accrual Company: CP01CM Company Number from transaction Profit Center: CP01CTRLPC Realized Loss Profit Center based on Customer Type Account: CP01CTRELL Realized Loss Account based on Customer Type	DXAMTDR Bill Back Accrual Amount – Debit	DXAMTCR Bill Back Accrual Amount – Credit	Yes
060	Invoice Line	Bill Back Accrual Company: CP01CM Company Number from transaction Profit Center: CP01CTBBPC Bill Back Accrual Profit Center based on Customer Type Account: CP01CTBBAC Bill Back Accrual Account based on Customer Type	DXAMTDR Bill Back Accrual Amount – Debit	DXAMTCR Bill Back Accrual Amount – Credit	Yes

Line	Line Type	Account	Debit Macro	Credit Macro	Write Zero Amounts
070	Negative Gain or Loss Line	<p>Realized Gain - BB Expense</p> <p>Company: CP01CM Company Number from transaction</p> <p>Profit Center: CP01CTRGPC Realized Gain Profit Center based on Customer Type</p> <p>Account: CP01CTRELG Realized Gain Account based on Customer Type</p>	DXBBTXDR Bill Back Expense Amount – Debit	DXBBTXCR Bill Back Expense Amount – Credit	Yes
080	Positive Gain or Loss Line	<p>Realized Loss - BB Expense</p> <p>Company: CP01CM Company Number from transaction</p> <p>Profit Center: CP01CTRLPC Realized Loss Profit Center based on Customer Type</p> <p>Account: CP01CTRELL Realized Loss Account based on Customer Type</p>	DXBBTXCR Bill Back Expense Amount – Credit	DXBBTXDR Bill Back Expense Amount – Debit	Yes
090	Invoice Line	<p>Bill Back Expense</p> <p>Company: CP01CM Company Number from transaction</p> <p>Profit Center: DXDMPRFC Profit Center from Promotion Master</p> <p>Account: DXPEACIC Promotion Expense Account based on Item Class</p>	DXBBTXDR Bill Back Expense Amount – Debit	DXBBTXCR Bill Back Expense Amount – Credit	Yes

Line	Line Type	Account	Debit Macro	Credit Macro	Write Zero Amounts
100	Negative Gain or Loss Line	<p>Realized Gain - AR</p> <p>Company: CP01CM Company Number from transaction</p> <p>Profit Center: CP01CTRGPC Realized Gain Profit Center based on Customer Type</p> <p>Account: CP01CTRELG Realized Gain Account based on Customer Type</p>	CP01AR Debit- Accounts Receivable	CP01AS Credit- Accounts Receivable	Yes
110	Positive Gain or Loss Line	<p>Realized Loss - AR</p> <p>Company: CP01CM Company Number from transaction</p> <p>Profit Center: CP01CTRLPC Realized Loss Profit Center based on Customer Type</p> <p>Account: CP01CTRELL Realized Loss Account based on Customer Type</p>	CP01AS Credit – Accounts Receivable	CP01AR Debit – Accounts Receivable	Yes
120	Invoice Line	<p>Accounts Receivable</p> <p>Company: CP01CM Company Number from transaction</p> <p>Profit Center: CP01CTARPC Accounts Receivable Profit Center based on Customer Type</p> <p>Account: CP01CTARAC Accounts Receivable Account based on Customer Type</p>	CP01AR Debit – Accounts Receivable	CP01AS Credit – Accounts Receivable	Yes

Line	Line Type	Account	Debit Macro	Credit Macro	Write Zero Amounts
130	Not a Gain or Loss Line	VAT Suspended Also Paid Company: CP01CM Company Number from transaction Profit Center: RPRF Profit Center from transaction or default from Customer Master Account: <i>RTPTRCDRBS</i> Tax Account based on Tax Report Bypass and Tax Rate Code	RTPAMT PARVAT suspended paid – Debit	RTPAMT PCR VAT suspended paid – Credit	No

Model: RECEIPTS5

Model Header:

Description: A/R Draft Receipt with Promotions, Tax Adjustments and Multi-Currency

Journal Source: AR

Subsystem Origin: Customer Payment, CP

Line	Line Type	Account	Debit Macro	Credit Macro	Write Zero Amounts
010	Not a Gain or Loss Line	Draft Receivable Company: CP01CM Company Number from transaction Profit Center: CP01PC Profit center from transaction Account: CP01S1 Draft Receivable account based on User Defined Seg 1 from Payment Distribution	CP01DR Draft Receivable		No
020	Invoice Line	Bill Back Accrual Company: CP01CM Company Number from transaction Profit Center: CP01CTBBPC Bill Back Accrual Profit Center based on Customer Type Account: CP01CTBBAC Bill Back Accrual Account based on Customer Type	CP01IT Incentive Discount Taken	CP01IU Incentive Discount Taken – Credit	No
030	Not a Gain or Loss Line	Tax Adjustments Company: CP01CM Company Number from transaction Profit Center: RPRF Profit Center from transaction or defaulted from Customer Master Account: RTXTRCDAAC Tax Account based on Tax Rate Code	RTXTADJD R Tax Adjustment Amount – Debit	RTXTADJC R Tax Adjustment Amount – Credit	No

Line	Line Type	Account	Debit Macro	Credit Macro	Write Zero Amounts
040	Invoice Line	<p>Accounts Receivable</p> <p>Company: CP01CM Company Number from transaction</p> <p>Profit Center: CP01CTARPC Accounts Receivable Profit Center based on Customer Type</p> <p>Account: CP01CTARAC Accounts Receivable Account based on Customer Type</p>	CP01AR Debit – Accounts Receivable	CP01AS Credit – Accounts Receivable	No
050	Not a Gain or Loss Line	<p>VAT Suspended Also Paid</p> <p>Company: CP01CM Company Number from transaction</p> <p>Profit Center: RPRF Profit Center from transaction or default from Customer Master</p> <p>Account: RTPTRCDRBS Tax Account based on Tax Report Bypass and Tax Rate Code</p>	RTPAMT PARVAT suspended paid – Debit	RTPAMT PCR VAT suspended paid – Credit	No

Line	Line Type	Account	Debit Macro	Credit Macro	Write Zero Amounts
060	Not a Gain or Loss Line	Stamp Tax Company: CP01CM Company Number on Transaction Profit Center: BPCOV Profit Center from Bank Account Account: CP01CMSTAX Stamp Tax Account based on Company Number		CP01ST Stamp Tax Amount	No
070	Not a Gain or Loss Line	Bank Charges Company: CP01CM Company Number from transaction Profit Center: BPCOV Profit Center from bank master Account: PAACCTBCHG Bank Charge Account based on bank account from Payment Agreement		CP01BF Bank Charge Amount	No
080	Invoice Line	Bill Back Expense Company: CP01CM Company Number from transaction Profit Center: DXDMPRFC Profit Center from Promotion Master Account: DXPEACIC Promotion Expense Account based on Item Class	DXBBTXDR Bill back expense Amount – Debit	DXBBTXCR Bill back expense Amount – Credit	No

Line	Line Type	Account	Debit Macro	Credit Macro	Write Zero Amounts
090	Not a Gain or Loss Line	<p>Financial Discount</p> <p>Company: CP01CM Company Number on Transaction</p> <p>Profit Center: RPRF Profit Center from transaction or defaulted from Customer Master</p> <p>Account: CP01CTDISC Discount Account based on Customer Type</p>	CP01D1 Discount less tax adjustment	CP01D2 Discount less tax adjustment- Credit	No
100	Positive Gain or Loss Line	<p>Realized Gain - BB Accrual</p> <p>Company: CP01CM Company Number from transaction</p> <p>Profit Center: CP01CTRGPC Realized Gain Profit Center Based On Customer Type</p> <p>Account: CP01CTRELG Realized gain account based on customer type</p>	DXAMTCR Bill Back Accrual – Credit	DXAMTDR Bill Back Accrual – Debit	No
110	Negative Gain or Loss Line	<p>Realized Loss - BB Accrual</p> <p>Company: CP01CM Company Number from Transaction</p> <p>Profit Center: CP01CTRLPC Realized Loss Profit Center based on Customer Type</p> <p>Account: CP01CTRELL Realized Loss Account based on Customer Type</p>	DXAMTDR Bill Back Accrual Amount – Debit	DXAMTCR Bill Back Accrual Amount – Credit	No

Line	Line Type	Account	Debit Macro	Credit Macro	Write Zero Amounts
120	Negative Gain or Loss Line	Realized Gain - AR Company: CP01CM Company Number from transaction Profit Center: CP01CTRGPC Realized Gain Profit Center Based On Customer Type Account: CP01CTRELG Realized gain account based on customer type	CP01AR Debit - Accounts Receivable	CP01AS Credit - Accounts Receivable	No
130	Positive Gain or Loss Line	Realized Loss - AR Company: CP01CM Company Number from Transaction Profit Center: CP01CTRLPC Realized Loss Profit Center based on Customer Type Account: CP01CTRELL Realized Loss Account based on Customer Type	CP01AS Credit – Accounts Receivable	CP01AR Debit – Accounts Receivable	No
140	Negative Gain or Loss Line	Realized Gain - BB Expense Company: CP01CM Company Number from transaction Profit Center: CP01CTRGPC Realized Gain Profit Center Based On Customer Type Account: CP01CTRELG Realized gain account based on customer type	DXBBTXDR Bill Back Expense Amount – Debit	DXBBTXCR Bill Back Expense Amount – Credit	No

Line	Line Type	Account	Debit Macro	Credit Macro	Write Zero Amounts
150	Positive Gain or Loss Line	Realized Loss - BB Expense Company: CP01CM Company Number from Transaction Profit Center: CP01CTRLPC Realized Loss Profit Center based on Customer Type Account: CP01CTRELL Realized Loss Account based on Customer Type	DXBBTXCR Bill Back Expense Amount – Credit	DXBBTXDR Bill Back Expense Amount – Debit	No

Model: Cash Prepayment

Model Header:

Description: Cash Prepayment

Journal Source: AR

Subsystem Origin: Customer Payment, CP

Line	Line Type	Account	Debit Macro	Credit Macro	Write Zero Amounts
010	Not a Gain or Loss Line	Cash Company: CP01CM Company Number from transaction Profit Center: BPCOV Bank Profit Center from Bank Master Account: BKACCTCASH Cash Account based on bank account on Bank Master	CP01CA Cash Payment	CP01CB Cash Payment	No

Line	Line Type	Account	Debit Macro	Credit Macro	Write Zero Amounts
020	Not a Gain or Loss Line	Prepaid Accounts Receivable Company: CP01CM Company Number from transaction Profit Center: CP01CTPPC Profit Center based on Customer Type Account: CP01CTPPAC Prepaid Accounts Receivable Account based on Customer Type	CP01CB Debit – Prepaid Accounts Receivable	CP01CA Credit – Prepaid Accounts Receivable	No

Model: ARNONCASH

Model Header:

Description: AR Invoices, Debit Memos, and Credit Memos

Journal Source: AR

Subsystem Origin: Customer Payment, CP

Line	Line Type	Account	Debit Macro	Credit Macro	Write Zero Amounts
010	Invoice Line	<p>Accounts Receivable</p> <p>Company: CP01CM Company Number from transaction</p> <p>Profit Center: CP01CTARPC Accounts Receivable Profit Center based on Customer Type</p> <p>Account: CP01CTARAC Accounts Receivable Account based on Customer Type</p>	CP01OA Original Amount	CP01OB Original Amount-Credit	No
020	Invoice Line	<p>Revenue</p> <p>Company: CP01CM Company Number from transaction</p> <p>Profit Center: RPRF Profit Center from transaction or defaulted from Customer Master</p> <p>Account: CP01CTREVA Revenue Account based on Customer Type</p>	CP01RV Debit Revenue	CP01RW Credit Revenue	No

Line	Line Type	Account	Debit Macro	Credit Macro	Write Zero Amounts
030	Invoice Line	Taxes Company: CP01CM Company Number from transaction Profit Center: RPRF Profit Center from transaction or defaulted from Customer Master Account: <i>RTXTRCDLAC</i> Tax Adjustment Acct based on Tax Rate Code	RTXTXTCDR Tax Amount – Debit	RTXTXTCCR Tax Amount – Credit	No
040	Not a Gain or Loss Line	Financial Charge Company: CP01CM Company Number from transaction Profit Center: RPRF Profit Center from transaction or defaulted from Customer Master Account: <i>CP01CTFFCA</i> Financial Charge based on Customer Type	CP01FD Financial Charge – Debit	CP01FC Financial Charge – Credit	No

Model: ARWRITEOFF

Model Header:

Description: Write Offs ACR300

Journal Source: AR

Subsystem Origin: Customer Payment

Line	Line Type	Account	Debit Macro	Credit Macro	Write Zero Amounts
010	Invoice Line	Accounts Receivable Company: CP01CM Company Number from transaction Profit Center: CP01CTARPC AR Profit Center based on Customer Type Account: CP01CTARAC AR Account based on Customer Type	CP01OA AR Amount Debit	CP01OB AR Amount Credit	No
020	Invoice Line	Write Off Expense Company: CP01CM Company Number from transaction Profit Center: ARJRNOSEG1 Write Off Profit Center based on CDM transaction and reason code Account: ARJRNOSEG2 Write Off Account based on CDM transaction and reason code	CP01RV Write Off Expense Account Debit	CP01RW Write Off Expense Amount Credit	No

Model: CASHRECADJ

Model Header:

Description: Cash Receipt Adjustment

Journal Source: AR

Subsystem Origin: Customer Payment, CP

Line	Line Type	Account	Debit Macro	Credit Macro	Write Zero Amounts
010	Invoice Line	Cash Company: CP01CM Company Number from transaction. Profit Center: <i>BPCOV</i> Bank Profit Center from Bank Master Account: <i>BKACCTCASH</i> Cash Account based on bank account on Bank Master	CP01CA Cash Receipt	CP01CB Cash Receipt	No
020	Invoice Line	Accounts Receivable Company: CP01CM Company Number from transaction Profit Center: <i>CP01CTARPC</i> Accounts Receivable Profit Center based on Customer Type Account: <i>CP01CTARAC</i> Accounts Receivable Account based on Customer Type	CP01AR Debit – Accounts Receivable	CP01AS Credit – Accounts Receivable.	No

This model should only be used to adjust a previously entered cash receipt. For example, if a \$1000.00 cash receipt was incorrectly entered as \$100.00, this model would be used to adjust the incorrectly entered cash receipt for \$900.00.

Journal Entry Creation through ARP

The following processes create journal entry transactions within ARP Transactions.

- Payment
- User on Account Payment

- System on Account Payment
- System on Account Payment Reversal
- Promotion and Deals - Bill Backs
- Unrelated Deduction
- Allowed Unearned Discount
- Chargeback Unearned Discount
- Chargeback Unearned Discount - Wash
- Chargeback
- Chargeback - Wash
- Deduction
- Write off under Payment
- Write off over Payment

The following table provides information about the journal entry lines created in ARP.

Transaction	Journal Entry Lines	
Payment	Debit	Cash Earned Discount Taken Account
	Credit	Accounts Receivable
User on Account Payment	Debit	Cash
	Credit	Accounts Receivable
System on Account Payment	Debit	Cash
	Credit	Accounts Receivable
System on Acct Payment Reversal	Debit	Accounts Receivable
	Credit	Cash
Promotion and Deals - Bill Back	Debit	Promotion ID Account
	Credit	Accounts Receivable
Unrelated Deduction	Debit	Accounts Receivable
	Credit	Cash
Allowed Unearned Discount	Debit	Transaction Code Account
	Credit	Accounts Receivable
Chargeback Unearned Discount	Debit	Accounts Receivable
	Credit	Transaction Code Account
Chargeback Unearned Discount - Wash	Debit	Original Revenue Account
	Credit	Accounts Receivable

Transaction	Journal Entry Lines	
Chargeback	Debit	Accounts Receivable
	Credit	Transaction Code Account
Chargeback - Wash	Debit	Original Revenue Account
	Credit	Accounts Receivable
Deduction	Debit	Transaction Code Account
	Credit	Accounts Receivable
Write off Under Payment	Debit	Transaction Code Account
	Credit	Accounts Receivable
Write off Over Payment	Debit	Accounts Receivable
	Credit	Transaction Code Account

GL Reason Codes SYS170 - ARP Transactions

The following table provides information about the ARP reason codes and their descriptions.

Reason Code	Description
ARPCI	ARP Chargeback Transaction Reason Code
ARPTR	ARP General Transactions Reason Code
ARPPM	ARP Payment Transactions Reason Code

Default G/L Reason Code SYS180 for ARP Transactions

The following table provides information about default G/L Reason Codes for ARP180 MICR Maintenance.

Menu Option	Menu Option Mode	Transaction Group	Default Reason Code
ARP180	01	Chargeback - Invoice	ARPCI
ARP180	02	Unearned Discount	ARPTR
ARP180	03	Unrelated Deduction	ARPTR
ARP180	04	Deduction	ARPTR
ARP180	05	Chargeback - Wash	ARPTR
ARP180	06	On Account Payment	ARPPM
ARP180	07	Writeoff	ARPTR
ARP180	08	Applied Cash	ARPPM

Subsystem Event Determination For ARP Transactions

Define Subsystem Event Determination in the following manner.

Program	Reason Code	Description	Event
ARP655	ARPCI	ARP Chargeback - Invoice	ARPCHGBK
ARP655	ARPTR	ARP General Transactions	ARPTRSN
ARP655	ARPPM	ARP Payment Transactions	ARPPMT
ARP730	ARPPM	ARP Change Payment Transactions	ARPPMT

Events and Event Sequences - ARP Transactions

The following table provides information about Events Definition Setup Steps within ARP Transactions.

Event	Event Sequence		
ARPCHGBK	Sequence 00010		
Description:	ARP Chargeback - Invoice	Ledger:	User-defined
Event Origin:	Subsystem	Book:	Actual Dollars
Subsystem Origin:	Customer Payment	Model:	ARPCHGBK
		Journal Grouping:	Yes
ARPTRSN	Sequence 00010		
Description:	ARP - Unearned Discount	Ledger:	User-defined
Event Origin:	Subsystem	Book:	Actual Dollars
Subsystem Origin:	Customer Payment	Model:	ARPTRSN
		Journal Grouping:	Yes
ARPPMT	Sequence 00010		
Description:	ARP - On Account Payment	Ledger:	User-defined
Event Origin:	Subsystem	Book:	Actual Dollars
Subsystem Origin:	Customer Payment	Model:	ARPPMT
		Journal Grouping:	Yes

Journal Models - ARP Transactions

This section provides information about the journal models defined for ARP transactions.

If you activate multiple currency processing, the journal models noted for ARP transactions do not require any changes. However, the journal models

required for payment must also include lines for realized gain or loss amounts.

Model: ARPCHGBK

Model Header:

Description: ARP CHARGEBACK Transaction Journal Entry

Journal Source: AR

Subsystem Origin: Customer Payment, CP

Aliases created for advanced macros for ARP transaction profit centers and amounts are based on ARP transaction code and reason code.

Line	Line Type	Account	Debit Macro	Credit Macro	Write Zero Amounts
010	Invoice Line	Accounts Receivable Company: CP01CM Company Number from transaction Profit Center: CP01CTARPC Accounts Receivable Profit Center based on Customer Type Account: CP01CTARAC Accounts Receivable Account based on Customer Type	CP01OA Original Amount	CP01OB Original Amount – Credit	No
020	Invoice Line	Revenue Company: CP01CM Company Number from transaction Profit Center: RPRF Profit Center from transaction or defaulted from Customer Master Account: CP01CTREVA Revenue Account based on Customer Type	CP01RV Debit Revenue		No

Line	Line Type	Account	Debit Macro	Credit Macro	Write Zero Amounts
030	Invoice Line	Transaction Code Account Company: CP01CM Company Number from transaction Profit Center: ARJRNOSEG2 Transaction Profit Center based on transaction and reason code Account: ARJRNOSEG3 Transaction Account based on transaction and reason code		CP01RW Transaction Expense Amount Code	No
040	Invoice Line	Taxes Company: CP01CM Company Number from transaction Profit Center: RPRF Profit Center from transaction or defaulted from Customer Master Account: RTXTRCDLAC Tax Adjustment Account based on Tax Rate Code	RTXTXTCDR Tax Amount – Debit	RTXTXTCCR Tax Amount – Credit	No

Model: ARPTRSN

Model Header:

Description: ARP Transactions Journal Entry

Journal Source: AR

Subsystem Origin: Customer Payment, CP

Aliases created for advanced macros for ARP transaction profit center and account are based on ARP transaction code and reason code.

Line	Line Type	Account	Debit Macro	Credit Macro	Write Zero Amounts
010	Invoice Line	<p>Accounts Receivable</p> <p>Company: CP01CM Company Number from transaction</p> <p>Profit Center: CP01CTARPC Accounts Receivable Profit Center based on Customer Type</p> <p>Account: CP01CTARAC Accounts Receivable Account based on Customer Type</p>	CP01OA Original Amount	CP01OB Original Amount – Credit	No
020	Invoice Line	<p>Transaction Code Account</p> <p>Company: CP01CM Company Number from transaction</p> <p>Profit Center: ARJRNOSEG2 Transaction Profit Center based on transaction and reason code</p> <p>Account: ARJRNOSEG3 Transaction Account based on transaction and reason code</p>	CP01RV Transaction Expense Account Debit	CP01RW Transaction Expense Amount Code	No

Line	Line Type	Account	Debit Macro	Credit Macro	Write Zero Amounts
030	Invoice Line	Taxes Company: <i>CP01CM</i> Company Number from transaction Profit Center: <i>RPRF</i> Profit Center from transaction or defaulted from Customer Master Account: <i>RTXTRCDLAC</i> Tax Adjustment Account based on Tax Rate Code	RTXTXTCDR Tax Amount – Debit	RTXTXTCCR Tax Amount – Credit	No

Model: ARPPMT

Model Header:

Description: ACR Invoice Payment

Journal Source: AR

Subsystem Origin: Customer Payment, CP

Realized gain and loss lines must have the Write Zero Amount option set to on. If they are not, gain and loss will not be calculated.

Line	Line Type	Account	Debit Macro	Credit Macro	Write Zero Amounts
010	Negative Gain or Loss Line	Realized Gain - AR Company: <i>CP01CM</i> Company Number from transaction Profit Center: <i>CP01CTRGPC</i> Realized Gain Profit Center based on Customer Type Account: <i>CP01CTRELG</i> Realized Gain Account based on Customer Type	CP01AR Debit- Accounts Receivable	CP01AS Credit- Accounts Receivable	Yes
020	Positive Gain or Loss Line	Realized Loss - AR Company: <i>CP01CM</i> Company Number from transaction Profit Center: <i>CP01CTRLPC</i> Realized Loss Profit Center based on Customer Type Account: <i>CP01CTRELL</i> Realized Loss Account based on Customer Type	CP01AS Credit- Accounts Receivable	CP01AR Debit- Accounts Receivable	Yes
030	Not a Gain or Loss Line	Cash Company: <i>CP01CM</i> Company Number from transaction Profit Center: <i>BPCOV</i> Bank Profit Center from Bank Master Account: <i>BKACCTCASH</i> Cash Account based on bank account on the Bank Master	CP01CA Cash Payment	CP01CB Cash Payment	No

Line	Line Type	Account	Debit Macro	Credit Macro	Write Zero Amounts
040	Not a Gain or Loss Line	<p>Financial Discount</p> <p>Company: CP01CM Company Number from transaction</p> <p>Profit Center: RPRF Profit Center from transaction or defaulted from Customer Master</p> <p>Account: CP01CTDISC Discount Account based on Customer Type</p>	CP01D1 Discount Less Tax Adjustment	CP01D2 Discount Less Tax Adjustment-Credit	No
050	Not a Gain or Loss Line	<p>Tax Adjustments</p> <p>Company: CP01CM Company Number from transaction</p> <p>Profit Center: RPRF Profit Center from transaction or defaulted from Customer Master</p> <p>Account: RTXTRCDAAC Tax Account based on Tax Rate Code</p>	RTXTADJDR Tax Adjustment Amount – Debit	RTXTADJCR Tax Adjustment Amount – Credit	No

Line	Line Type	Account	Debit Macro	Credit Macro	Write Zero Amounts
060	Invoice Line	Accounts Receivable Company: CP01CM Company Number from transaction Profit Center: CP01CTARPC Accounts Receivable Profit Center based on Customer Type Account: CP01CTARAC Accounts Receivable Account based on Customer Type	CP01AR Debit-Accounts Receivable	CP01AS Credit-Accounts Receivable	Yes

Journal Entry Creation in BIL500

Billing is a batch process that creates journal entries.

The following table provides information about the journal entry lines created within BIL500.

Transaction	Journal Entry Lines	
Invoices and Debit Memos	Debit	Accounts Receivable
		Conditional: Discount Promotion Expense Promotion Accrual Prepaid Accounts Receivable
	Credit	Revenue
		Conditional: Freight Promotion Expense Tax Account Receivable

Transaction	Journal Entry Lines	
Credit Memos	Debit	Revenue
		Conditional: Freight
		Tax
	Credit	Accounts Receivable
		Conditional: Discount

GL Reason Codes BIL500

The following table provides information about defining the GL reason codes from BIL500.

Reason Code	Description
BILJE	If the order type in Order Entry is 1, 4, 6, or 7, enter this reason code on the order header Billing and Financial Window to create journal entries for invoice transactions.
BILNJ	If you enter an invoice or a credit and the order type in Order Entry is 2, 3, 5, 8, or 9, enter this reason code on the order header Billing and Financial Window. You cannot create journal entries when you use this reason code.
PSCJE	If you enter a credit and the order type in Order Entry is 1, 4, 6, or 7, enter this reason code on the order header Billing and Financial Window to create journal entries for credit memos.

Subsystem Event Determination BIL500

Define Subsystem Event Determination in the following manner.

Program	Reason Code	Description	Event
BIL540	BILJE	Invoices	BLINV
BIL540	BILNJ	Invoices/Credit Memos-No Journals	Activate Bypass Journal Entry flag
BIL540	PSCJE	Credit Memos	PSCRM

Events and Event Sequences BIL500

A minimum of two events are required for journal entries that are results of Billing transactions:

Event		Event Sequence	
BLINV		Sequence 00010	
Description:	Billing Invoice	Ledger:	User-defined
Event Origin:	Subsystem	Book:	Actual Dollars
Subsystem Origin:	Customer Invoice (CI)	Model:	INVOICE
		Journal Grouping:	Yes
PSCRM		Sequence 00010	
Description:	Credit Memo	Ledger:	User-defined
Event Origin:	Subsystem	Book:	Actual Dollars
Subsystem Origin:	Customer Invoice (CI)	Model:	CREDIT
		Journal Grouping:	Yes

Journal Models BIL500

This section provides information about defining journal models for the following journal entries.

- INVOICE
- CREDIT MEMOS

All amounts are in transaction currency. Book currency is calculated during ATP.

Model:	INVOICE
Model Header:	
Description:	Billing Invoices with Promotions
Journal Source:	BL
Subsystem Origin:	Customer Invoice (CI)

Line	Line Type	Account	Debit Macro	Credit Macro	Write Zero Amounts
010	Not a Gain or Loss Line	<p>Accounts Receivable</p> <p>Company: CI01CO Company Number from transaction</p> <p>Profit Center: <i>CI01TPARPC</i> Accounts Receivable Profit Center based on the Customer Type</p> <p>Account: <i>CI01TPARAC</i> Accounts Receivable Account based on the Customer Type</p>	SITOT Invoice Total		No
020	Not a Gain or Loss Line	<p>Revenue - Regular Lines</p> <p>Company: CI01CO Company Number from transaction</p> <p>Profit Center: CI01PC Profit Center from transaction</p> <p>Account: <i>ILCLASREVA</i> Item Class Revenue Account based on the Item Class</p>		ILREVR CR Revenue – Regular Line Credit	No
030	Not a Gain or Loss Line	<p>Revenue - Special Lines</p> <p>Company: CI01CO Company Number from transaction</p> <p>Profit Center: CI01PC Profit Center from transaction</p> <p>Account: <i>ILCLASREVA</i> Item Class Revenue Account based on Item Class</p>		ILREVSCR Revenue - Special Line Credit	No

Line	Line Type	Account	Debit Macro	Credit Macro	Write Zero Amounts
040	Not a Gain or Loss Line	Taxes Company: CI01CO Company Number from transaction Profit Center: CI01PC Profit Center from transaction Account: <i>RTXTRCDLAC</i> Tax Adjustment Account based on Tax Rate Code or <i>RTXTRCDRBS</i> Tax Account based on Tax Report Bypass and Tax Rate Code	RTXTXTCDR Tax Amount – Debit	RTXTXTCCR Tax Amount – Credit	No
050	Not a Gain or Loss Line	Discounts - Total Order (as a Special Price) Company: CI01CO Company Number from transaction Profit Center: CI01PC Profit Center from transaction Account: <i>CI01CODISC</i> Discount Account based on Company	CI01DS Special Price Total Order Discount		No
060	Not a Gain or Loss Line	Freight Company: CI01CO Company Number from transaction Profit Center: CI01PC Profit Center from transaction Account: <i>CI01COFRGT</i> Freight Account based on Company		CI01CH Freight Charge	No

Line	Line Type	Account	Debit Macro	Credit Macro	Write Zero Amounts
070	Not a Gain or Loss Line	Promotion Expense – Invoice Discount Offered (Bill Backs and Off Invoice) Company: CI01CO Company Number from transaction Profit Center: <i>DTDMPRFC</i> Profit Center from Promotion Master Account: <i>DTPEACIC</i> Promotion Expense Account based on the Item Class	DTDSCIDR Invoice Discount Offered – Debit	DTDSCICR Invoice Discount Offered – Credit	No
080	Not a Gain or Loss Line	Promotion Expense - Split-Off Invoice Discount Offered Company: CI01CO Company Number from transaction Profit Center: <i>DTDMPRFC</i> Profit Center from Promotion Master Account: <i>DTPEACIC</i> Promotion Expense Account based on the Item Class	DTOIDS Invoice Split OI Discount Offered Amount		No
090	Not a Gain or Loss Line	Promotion Expense - Split-Bill Back Discount Offered Company: CI01CO Company Number from transaction Profit Center: <i>DTDMPRFC</i> Profit Center from Promotion Master Account: <i>DTPEACIC</i> Promotion Expense Account based on the Item Class	DTBBDS Invoice Split BB Discount Offered Amount		No

Line	Line Type	Account	Debit Macro	Credit Macro	Write Zero Amounts
100	Not a Gain or Loss Line	Promotion Accrual - Invoice Discount Offered (for Split-Bill Backs only) Company: CI01CO Company Number from transaction Profit Center: <i>DTDMPRFC</i> Profit Center from Promotion Master Account: <i>DTBBACIC</i> Bill Back Accrual Account based on the Item Class		DTBBDS Invoice Split BB Discount Offered Amount	No
110	Not a Gain or Loss Line	Promotion Accrual - Invoice Discount Offered (for Bill Backs only) Company: CI01CO Company Number from transaction Profit Center: <i>DTDMPRFC</i> Profit Center from Promotion Master Account: <i>DTBBACIC</i> Bill Back Accrual Account based on the Item Class		CI01BB Bill Back Accrual Amount	No
120	Not a Gain or Loss Line	Tax Only Invoice Company: CI01CO Company Number from transaction Profit Center: CI01PC Profit Center based on Company Account: <i>CI01COTAX1</i> or <i>CI01COTAX2</i> Tax Override1 based on Company	RTXTXTCCO Tax Amount Tax Only – Credit	RTXTXTCDO Tax Amount Tax Only – Debit	No

Line	Line Type	Account	Debit Macro	Credit Macro	Write Zero Amounts
130	Invoice Line	<p>Accounts Receivable Prepaid Account</p> <p>Company: CI01CO Company Number from transaction</p> <p>Profit Center: <i>CI01TPPPC</i> Prepaid Profit Center based on Customer Type</p> <p>Account: <i>CI01TPPPAC</i> Prepaid Account based on Customer Type</p>	CI01RV Prepaid Amount		No
140	Not a Gain or Loss Line	<p>Reversal of Prepaid Amount from Account Receivable Account</p> <p>Company: CI01CO Company Number from transaction</p> <p>Profit Center: <i>CI01TPARPC</i> Account Receivable Profit Center based on Customer Type</p> <p>Account: <i>CI01TPARAC</i> Accounts Receivable Account based on Customer Type</p>		CI01RV Prepaid Amount	No

Line	Line Type	Account	Debit Macro	Credit Macro	Write Zero Amounts
150	Positive Gain or Loss Line	<p>Realized Gain - Prepayment</p> <p>Company: CI01CO Company Number from transaction</p> <p>Profit Center: <i>CI01TPRGPC</i> Realized Gain Profit Center based on Customer Type</p> <p>Account: <i>CI01TPRELG</i> Realized Gain Account based on Customer Type</p>		CI01RV Prepaid Amount	No
160	Negative Gain or Loss Line	<p>Realized Loss - Prepayment</p> <p>Company: CI01CO Company Number from transaction</p> <p>Profit Center: <i>CI01TPRLPC</i> Realized Loss Profit Center based on Customer Type</p> <p>Account: <i>CI01TPRELL</i> Realized Loss Account based on Customer Type</p>	CI01RV Prepaid Amount		No
170	Not a Gain or Loss Line	<p>Fixed Financial Discount</p> <p>Company: CI01CO Company Number from transaction</p> <p>Profit Center: CI01PC Profit Center from transaction</p> <p>Account: <i>CI01TPFFDA</i> Fixed financial discount based on Customer Type</p>	CI01FD Fixed Discount Amount		No

Line	Line Type	Account	Debit Macro	Credit Macro	Write Zero Amounts
180	Not a Gain or Loss Line	Fixed Financial Charge Company: CI01CO Company Number from transaction Profit Center: CI01PC Profit Center from transaction Account: <i>CI01TPFFCA</i> Realized Financial Charge based on Customer Type		CI01FC Fixed Financial Charge	No

Model: CREDIT

Model Header:

Description: Credit Memos

Journal Source: BL

Subsystem Origin: Customer Invoice (CI)

Line	Line Type	Account	Debit Macro	Credit Macro	Write Zero Amounts
010	Not a Gain or Loss Line	Accounts Receivable Company: CI01CO Company Number from transaction Profit Center: <i>CI01TPARPC</i> Accounts Receivable Profit Center based on Customer Type Account: <i>CI01TPARAC</i> Accounts Receivable Account based on Customer Type	SITOTDR Invoice Total	SITOTCR Invoice Total	No

Line	Line Type	Account	Debit Macro	Credit Macro	Write Zero Amounts
020	Not a Gain or Loss Line	Revenue - Regular Lines Company: CI01CO Company Number from transaction Profit Center: CI01PC Profit Center from transaction Account: <i>ILCLASREVA</i> Item Class Revenue Account based on Item Class	ILREVRDR Revenue - Regular Line Debit	ILREVRCR Revenue - Regular Line Credit	No
030	Not a Gain or Loss Line	Revenue - Special Lines Company: CI01CO Company Number from transaction Profit Center: CI01PC Profit Center from transaction Account: <i>ILCLASREVA</i> Item Class Revenue Account based on Item Class	ILREVS DR Revenue - Special Line Debit	ILREVSCR Revenue - Special Line Credit	No
040	Not a Gain or Loss Line	Taxes Company: CI01CO Company Number from transaction Profit Center: CI01PC Profit Ctr from transaction Account: <i>RTXTRCDLAC</i> Tax Adjustment Acct based on Tax Rate Code	RTXTXTC DR Tax Amount – Debit	RTXTXTCCR Tax Amount – Credit	No

Line	Line Type	Account	Debit Macro	Credit Macro	Write Zero Amounts
050	Not a Gain or Loss Line	Discounts - Total Order (as a Special Price) Company: CI01CO Company Number from transaction Profit Center: CI01PC Profit Center from transaction Account: <i>CI01CODISC</i> Discount Account based on Company Number	CI01DSDR Special Price Total Order Discount	CI01DSCR Special Price Total Order Discount	No
060	Not a Gain or Loss Line	Freight Company: CI01CO Company Number from transaction Profit Center: CI01PC Profit Center from transaction Account: <i>CI01COFRGT</i> Freight Account based on Company Number	SICHGDR Freight Charge	SICHGCR Freight Charge	No

Journal Entry Creation in PRO130

Promotion entries affect the Bill Back Accrual liability and Promotion expense accounts for each altered Bill Back. The determination of debit or credit depends upon whether you increase, decrease, or delete the amount of the discount originally offered. PRO130 allows both upward and downward Bill Back Discount adjustments since:

- Lines can partially ship in the Order Entry or Billing products.
- Promotion amounts cannot be overridden in the Order Entry or Billing products.

You cannot change exchange rates in PRO130, so PRO130 does not calculate currency gains or losses are not calculated.

The following table provides information about the journal entry lines created within PRO130.

Transaction	Journal Entry Lines	
Decrease in Discount Offered; or Delete the Discount Offered	Debit Credit	Bill Back Liability Bill Back Expense
Increase in Discount Offered	Debit Credit	Bill Back Expense Bill Back Liability

GL Reason Codes PRO130

A minimum of three reason codes are required for PRO130:

Reason Code	Description
PROIN	Promotion Increase
PRODE	Promotion Decrease
PRODL	Promotion Delete

Subsystem Event Determination PRO130

Define Subsystem Event Determination in the following manner.

Program	Reason Code	Description	Event
PRO130	PROIN	Promotion Increase	PROMOINC
PRO130	PRODE	Promotion Decrease	PROMODEC
PRO130	PRODL	Promotion Delete	PROMODEL

Events and Event Sequences PRO130

The following table provides information about Events Definition Setup Steps within PRO130.

Event	Event Sequence		
PROMOINC	Sequence 00010		
Description:	Promotion Increase	Ledger:	User-defined
Event Origin:	Subsystem	Book:	Actual Dollars
Subsystem Origin:	Promotion Processing	Model:	PROMOINC
		Journal Grouping:	Yes

Event		Event Sequence	
PROMODEC		Sequence 00010	
Description:	Promotion Decrease	Ledger:	User-defined
Event Origin:	Subsystem	Book:	Actual Dollars
Subsystem Origin:	Promotion Processing	Model:	PROMODEC
		Journal Grouping:	Yes
PROMODEL		Sequence 00010	
Description:	Promotion Delete or Close	Ledger:	User-defined
Event Origin:	Subsystem	Book:	Actual Dollars
Subsystem Origin:	Promotion Processing	Model:	PROMODEL
		Journal Grouping:	Yes

The Journal Entry Review Window does not appear regardless of whether or not Review Generated Journal is activated.

Journal Models PRO130 Promotion Tracking

This section provides information about the following journal models created for PRO130.

- PROMOINC
- PROMODEC
- PROMODEL

Model:	PROMOINC
Model Header:	
Description:	Promotion Increase
Journal Source:	PP
Subsystem Origin:	Promotion Processing, PP

Line	Line Type	Account	Debit Macro	Credit Macro	Write Zero Amounts
010	Not a Gain or Loss Line	Promotion Expense Company: PP01CO Company Number from promotion transaction Profit Center: DMPRFC Profit Center from promotion definition Account: <i>DTPEACIC</i> Promotion Expense Account based on the Item Class	PP01DC Change in INV Discount Offered		No
020	Not a Gain or Loss Line	Bill Back Accrual Company: PP01CO Company Number from promotion transaction Profit Center: <i>CTYPEBBPC</i> Bill Back Profit Center based on Customer Type Account: <i>CTYPEBBAC</i> Bill Back Accrual Account based on Customer Type		PP01DC Change in INV Discount Offered	No
030	Not a Gain or Loss Line	Promotion Expense Company: PP01CO Company Number from promotion transaction Profit Center: DMPRFC Profit Center from promotion definition Account: <i>DTPEACIC</i> Promotion Expense Account based on the Item Class	PP01SC Change in INV Split BB		No

Line	Line Type	Account	Debit Macro	Credit Macro	Write Zero Amounts
040	Not a Gain or Loss Line	Bill Back Accrual Company: PP01CO Company Number from promotion transaction Profit Center: <i>CTYPEBBPC</i> Bill Back Profit Center based on Customer Type Account: <i>CTYPEBBAC</i> Bill Back Accrual Account based on Customer Type		PP01SC Change in INV Split BB	No

Model: PROMODEC

Model Header:

Description: Promotion Decrease

Journal Source: PP

Subsystem Origin Promotion Processing, PP

Line	Line Type	Account	Debit Macro	Credit Macro	Write Zero Amounts
010	Not a Gain or Loss Line	Promotion Expense Company: PP01CO Company Number from promotion transaction Profit Center: DMPRFC Profit Center from promotion definition Account: <i>DTPEACIC</i> Promotion Expense Account based on the Item Class		PP01DC Change in INV Discount Offered	No

Line	Line Type	Account	Debit Macro	Credit Macro	Write Zero Amounts
020	Not a Gain or Loss Line	Bill Back Accrual Company: PP01CO Company Number from promotion transaction Profit Center: <i>CTYPEBBPC</i> Bill Back Profit Center based on Customer Type Account: <i>CTYPEBBAC</i> Bill Back Accrual Account based on Customer Type	PP01DC Change in INV Discount Offered		No
030	Not a Gain or Loss Line	Promotion Expense Company: PP01CO Company Number from promotion transaction Profit Center: DMPRFC Profit Center from promotion definition Account: <i>DTPEACIC</i> Promotion Expense Account based on the Item Class		PP01SC Change in INV Split BB	No
040	Not a Gain or Loss Line	Bill Back Accrual Company: PP01CO Company Number from promotion transaction Profit Center: <i>CTYPEBBPC</i> Bill Back Profit Center based on Customer Type Account: <i>CTYPEBBAC</i> Bill Back Accrual Account based on Customer Type	PP01SC Change in INV Split BB		No

Model:	PROMODEL
Model Header:	
Description:	Promotion Delete or Close
Journal Source:	PP
Subsystem Origin:	Promotion Processing, PP

Line	Line Type	Account	Debit Macro	Credit Macro	Write Zero Amounts
010	Not a Gain or Loss Line	Promotion Expense Company: PP01CO Company Number from promotion transaction Profit Center: DMPRFC Profit Center from promotion definition Account: <i>DTPEACIC</i> Promotion Expense Account based on the Item Class	DTDSTK Discount Taken		No
020	Not a Gain or Loss Line	Promotion Expense Company: PP01CO Company Number from promotion transaction Profit Center: DMPRFC Profit Center from promotion definition Account: <i>DTPEACIC</i> Promotion Expense Account based on the Item Class		DTDSCI Invoice Discount Offered	No

Line	Line Type	Account	Debit Macro	Credit Macro	Write Zero Amounts
030	Not a Gain or Loss Line	Bill Back Accrual Company: PP01CO Company Number from promotion transaction Profit Center: <i>CTYPEBBPC</i> Bill Back Profit Center based on Customer Type Account: <i>CTYPEBBAC</i> Bill Back Accrual Account based on Customer Type	DTDSCI Invoice Discount Offered		No
040	Not a Gain or Loss Line	Bill Back Accrual Company: PP01CO Company Number from promotion transaction Profit Center: <i>CTYPEBBPC</i> Bill Back Profit Center based on Customer Type Account: <i>CTYPEBBAC</i> Bill Back Accrual Account based on Customer Type		DTDSTK Discount Taken	No
050	Not a Gain or Loss Line	Promotion Expense Company: PP01CO Company Number from promotion transaction Profit Center: DMPRFC Profit Center from promotion definition Account: <i>DTPEACIC</i> Promotion Expense Account based on the Item Class		DTBBDS Invoice Split BB Discount Offered	No

Line	Line Type	Account	Debit Macro	Credit Macro	Write Zero Amounts
060	Not a Gain or Loss Line	<p>Promotion Expense</p> <p>Company: PP01CO Company Number from promotion transaction</p> <p>Profit Center: DMPRFC Profit Center from promotion definition</p> <p>Account: <i>DTPEACIC</i> Promotion Expense Account based on the Item Class</p>	DTBODS Split BB Discount Taken		No
070	Not a Gain or Loss Line	<p>Bill Back Accrual</p> <p>Company: PP01CO Company Number from promotion transaction</p> <p>Profit Center: <i>CTYPEBBPC</i> Bill Back Profit Center based on Customer Type</p> <p>Account: <i>CTYPEBBAC</i> Bill Back Accrual Account based on Customer Type</p>	DTBBDS Invoice Split BB Discount Offered		No
080	Not a Gain or Loss Line	<p>Bill Back Accrual</p> <p>Company: PP01CO Company Number from promotion transaction</p> <p>Profit Center: <i>CTYPEBBPC</i> Bill Back Profit Center based on Customer Type</p> <p>Account: <i>CTYPEBBAC</i> Bill Back Accrual Account based on Customer Type</p>		DTBODS Split BB Discount Taken	No

Journal Creation in MLT910

MLT910 creates currency gain and loss journal entries for all outstanding Accounts Receivable foreign currency transactions selected that have an exchange rate that has been revised since entry. The following journals are created.

- Period-end Unrealized Gains and Losses
- Year-end Realized Gains and Losses

If you do not activate journal grouping, one journal entry is created for each individual transaction. The following journal lines can be created.

Transaction	Journal Entry Lines	
Unrealized Gains	Debit	Accounts Receivable (or Control Account)
	Credit	Unrealized Gain
Unrealized Loss	Debit	Unrealized Loss
	Credit	Accounts Receivable (or Control Account)
Realized Gain	Debit	Accounts Receivable
	Credit	Realized Gain
Realized Loss	Debit	Realized Loss
	Credit	Accounts Receivable

If you activate journal grouping and summarization, ATP consolidates all of the lines for one MLT910 processing session into one journal entry and combines the lines with identical account strings into one journal line. If you request reversal journal entries, ATP creates reversing entries for the designated period when the originating entry is posted.

GL Reason Codes MLT910

A minimum of three reason codes are required for MLT910:

Reason Code	Description
ARUNR	Unrealized Gain or Loss
ARRGL	Realized Gain or Loss
REPRT	Report Only

Subsystem Event Determination MLT910

Define Subsystem Event Determination in the following manner.

Program	Reason Code	Description	Event
MLT911B	ARUNR	Unrealized Gain or Loss	ARMLTUNRGL
MLT911B	ARRGL	Realized Gain or Loss	ARMLTRGL
MLT911B	REPRT	Report Only	Bypass Journal Entry Flag Activated

Events and Event Sequences MLT910

The following table provides information about Events Definition Setup steps within MLT910.

Event	Event Sequence		
ARMLTUNRGL	Sequence 00010		
Description:	A/R Revaluation Unrealized Gains and Losses	Ledger:	User-defined Actual Dollars
Event Origin:	Subsystem	Book:	ARMLTUNRGL
Subsystem Origin:	Receivable Revaluation (RR)	Model:	Yes
		Journal Grouping:	
ARMLTRGL	Sequence 00010		
Description:	A/R Revaluation Realized Gains and Losses	Ledger:	User-defined Actual Dollars
Event Origin:	Subsystem	Book:	ARMLTRGL
Subsystem Origin:	Receivable Revaluation (RR)	Model:	Yes
		Journal Grouping:	

Journal Models MLT910 Receivable Revaluation

This section provides information about the following journal models created for MLT910.

Model:	ARMLTUNRGL
Model Header:	for Original Revaluation
Description:	Accounts Receivable MLT Unrealized Gains and Losses
Journal Source:	RR
Subsystem Origin:	Receivable Revaluation, RR
Model Header:	for Reversing Revaluation
Description:	Accounts Receivable MLT Unrealized Gains and Losses Reversing Entry
Journal Source:	RV
Subsystem Origin:	Receivable Revaluation, RR
Period Increment:	1
Day Increment:	1

The journal entry for unrealized gains and losses is always a reversing journal.

Line	Line Type	Account	Debit Macro	Credit Macro	Write Zero Amounts
010	Positive Gain or Loss Line	Accounts Receivable Company: RR01CO Company Number from A/R transaction Profit Center: RDPPC Posting Profit Center on Revaluation Identifier Account: RR01RICNTR Control Account based on Revaluation Identifier		RR01TA Transaction Amount	Yes

Line	Line Type	Account	Debit Macro	Credit Macro	Write Zero Amounts
020	Positive Gain or Loss Line	<p>Unrealized Loss</p> <p>Company: RR01CO Company Number from A/R transaction</p> <p>Profit Center: RDPPC Posting Profit Center from Revaluation Identifier</p> <p>Account: <i>RR01RIUNRL</i> Unrealized Loss Account based on Revaluation Identifier</p>	RR01TA Transaction Amount		Yes
030	Negative Gain or Loss Line	<p>Accounts Receivable</p> <p>Company: RR01CO Company Number on A/R transaction</p> <p>Profit Center: RDPPC Posting Profit Center from Revaluation Identifier</p> <p>Account: <i>RR01RICNTR</i> Control Account based on Revaluation Identifier</p>	RR01TA Transaction Amount		Yes

Line	Line Type	Account	Debit Macro	Credit Macro	Write Zero Amounts
040	Negative Gain or Loss Line	Unrealized Gain Company: RR01CO Company Number on A/R transaction Profit Center: RDPPC or CTUGNP Posting Profit Center from Revaluation Identifier Account: RR01RIUNRG Unrealized Gain Account based on Revaluation Identifier		RR01TA Transaction Amount	Yes

Model: ARMLTRGL

Model Header:

Description: Accounts Receivable MLT Realized Gains and Losses

Journal Source: RR

Subsystem Origin: Receivable Revaluation, RR

Line	Line Type	Account	Debit Macro	Credit Macro	Write Zero Amounts
010	Positive Gain or Loss Line	Accounts Receivable Company: RR01CO Company Number on A/R transaction Profit Center: CTARPC A/R Profit Center from Customer Type Account: RR01CTARAC Accounts Receivable Account based on Customer Type		RR01TA Transaction Amount	Yes

Line	Line Type	Account	Debit Macro	Credit Macro	Write Zero Amounts
020	Positive Gain or Loss Line	<p>Realized Loss</p> <p>Company: RR01CO Company Number on A/R transaction</p> <p>Profit Center: CTRLSP Realized Loss Profit Center from Customer Type</p> <p>Account: RR01CTRELL Realized Loss Account based on Customer Type</p>	RR01TA Transaction Amount		Yes
030	Negative Gain or Loss Line	<p>Accounts Receivable</p> <p>Company: RR01CO Company Number on A/R transaction</p> <p>Profit Center: CTARPC A/R Profit Center from Customer Type</p> <p>Account: RR01CTARAC Accounts Receivable Account based on Customer Type</p>	RR01TA Transaction Amount		Yes
040	Negative Gain or Loss Line	<p>Realized Gain</p> <p>Company: RR01CO Company Number on A/R transaction</p> <p>Profit Center: CTRGNP Realized Gain Profit Center from Customer Type</p> <p>Account: RR01CTRELG Realized Gain Account based on Customer Type</p>		RR01TA Transaction Amount	Yes

Notes

Chapter 4 ATP and Draft Management

4

This chapter discusses ATP and Draft Management.

The chapter consists of the following topics:

Topic	Page
Draft Management Macro Availability	4-2
Programs and Accounting Entries	4-20

Draft Management Macro Availability

This section covers Customer Drafts and Vendor Drafts. The macros in the following tables are used with the Draft Management subsystem:

File	File Description	Customer Drafts CSH500B2	Vendor Drafts CSH500B1
ABK	Bank Master	X	X
ATY	Vendor Type		X
AVM	Vendor Master		X
ODH	Draft Header	X	X
ODL	Draft Lines	X	X
OPA	Payment Agreement	X	X
OPD	Payment Distribution	X	X
OTH	Draft Terms Header	X	X
RAR	A/R Detail	X	
RCM	Customer Master	X	
RCT	Customer Type	X	
ZCD01M	Customer Drafts	X	
ZVD01M	Vendor Drafts		X

The Macros file is shipped complete with all available macros created. The following table lists the available macros by file name.

In the following tables, Advanced Macros are indicated by .

WARNING! Do not use certain combinations of macros on a single model line. Debit and credit macros on a model line must have a unique relationship with each macro on the line that resolves to a single database record.

Customer Drafts

Parameter List: ZCD01M
Subsystem Origin: Customer Drafts

Use Macro As

Macro and Description	Macro Field	Seg.	Date	Amount	Reference
CD01LP Last Draft AR P/C	CD01LP	X			X
CD01PC To Profit Center - Draft	CD01PC	X			X
<input checked="" type="checkbox"/> CD01S1 User Defined 1 - Draft	CD01S1	X			X
<input checked="" type="checkbox"/> CD01S2 User Defined 2 - Draft	CD01S2	X			X
<input checked="" type="checkbox"/> CD01S3 Last User Defined 1 - Draft	CD01S3	X			X
<input checked="" type="checkbox"/> CD01S4 Last User Defined 2 - Draft	CD01S4	X			X
<input checked="" type="checkbox"/> CD01CTRGAC Customer Realized gain P/C	CD01CT	X			X
<input checked="" type="checkbox"/> CD01CTRLAC Customer Realized Loss A/C	CD01CT	X			X
<input checked="" type="checkbox"/> CD01CTRGPC Customer Realized gain P/C	CD01CT	X			X
<input checked="" type="checkbox"/> CD01CTRLPC Customer Realized Loss P/C	CD01CT	X			X
CD01CO Company	CD01CO	X			X
<input checked="" type="checkbox"/> CD01CTARPC Account Receivable P/C	CD01CT	X			X
<input checked="" type="checkbox"/> CD01CTARAC Account Receivable A/C	CD01CT	X			X
<input checked="" type="checkbox"/> CD01COAX Stamp Tax Account	CD01CO	X			X
<input checked="" type="checkbox"/> CD01BAACHG Bank Charge Account	CD01BA	X			X

Use Macro As

Macro and Description	Macro Field	Seg.	Date	Amount	Reference
CD01BK Bank	CD01BK	X			X
CD01CC Currency	CD01CC	X			X
CD01PT Payment type	CD01PT	X			X
CD01DN Draft Number	CD01DN	X			X
CD01FS From Status - Draft	CD01FS	X			X
CD01TS To Status - Draft	CD01TS	X			X
CD01BC Bank Profit Center	CD01BC	X			X
CD01OD Document Number	CD01OD	X			X
CD01OP Document Prefix	CD01OP	X			X
CD01OT Document Type	CD01OT	X			X
CD01OY Document Number	CD01OY	X			X
CD01CN AR Customer Number	CD01CN	X			X
CD01CT Customer Type	CD01CT	X			X
<input checked="" type="checkbox"/> CD01BAINT Bank Interest Discount A/C	CD01BA	X			X
CD01ASDR Draft Adjustment Debit Amount	CD01ASDR			X	
CD01ASCR Draft Adjustment Credit Amount	CD01ASCR			X	
CD01LI Change in Status Amount	CD01LI			X	

Use Macro As

Macro and Description	Macro Field	Seg.	Date	Amount	Reference
CD01DA Discount Amount	CD01DA			X	
CD01TT Last draft payment total	CD01TT			X	
CD01AC Current Payment Total	CD01AC			X	
CD0101 Stamp Tax Amount	CD0101			X	
CD0102 Bank Charge Amount	CD0102			X	
CD0103 Stamp Tax and Bank Charge A/P Liability Amount	CD0103			X	

Vendor Drafts

Parameter List: ZVD01M
Subsystem Origin: Vendor Drafts

Use Macro As

Macro and Description	Macro Field	Seg.	Date	Amount	Reference
VD01PC To Profit Center - Draft	VD01PC	X			X
<input checked="" type="checkbox"/> VD01S1 User Defined 1 - Draft	VD01S1	X			X
<input checked="" type="checkbox"/> VD01S2 User Defined 2 - Draft	VD01S2	X			X
VD01LP Last Draft AP P/C	VD01LP	X			X
<input checked="" type="checkbox"/> VD01S3 Last User Defined 1 - Draft	VD01S3	X			X
<input checked="" type="checkbox"/> VD01S4 Last User Defined 2 - Draft	VD01S4	X			X

Use Macro As

Macro and Description	Macro Field	Seg.	Date	Amount	Reference
<input checked="" type="checkbox"/> VD01VTRLAC Vendor Realized Loss A/C	VD01VT	X			X
<input checked="" type="checkbox"/> VD01VTRGAC Vendor Realized gain A/C	VD01VT	X			X
<input checked="" type="checkbox"/> VD01VTRLPC Vendor Realized Loss P/C	VD01VT	X			X
<input checked="" type="checkbox"/> VD01VTRGPC Vendor Realized gain P/C	VD01VT	X			X
VD01CO Company	VD01CO	X			X
<input checked="" type="checkbox"/> VD01VTAPPC Account Payable Liability P/C	VD01VT	X			X
<input checked="" type="checkbox"/> VD01VTAPAC Account Payable A/C	VD01VT	X			X
<input checked="" type="checkbox"/> VD01COAX Stamp Tax Account	VD01CO	X			X
VD01BK Bank	VD01BK	X			X
<input checked="" type="checkbox"/> VD01BAACHG Bank Charge Account	VD01BA	X			X
<input checked="" type="checkbox"/> VD01BAINT Bank Interest Discount A/C	VD01BA	X			X
VD01CC Currency	VD01CC	X			X
VD01PT Payment type	VD01PT	X			X
VD01DN Draft Number	VD01DN	X			X
VD01FS From Status - Draft	VD01FS	X			X
VD01TS To Status - Draft	VD01TS	X			X
VD01BC Bank Profit Center	VD01BC	X			X

Use Macro As

Macro and Description	Macro Field	Seg.	Date	Amount	Reference
VD01VN Vendor	VD01VN	X			X
VD01VT Vendor Type	VD01VT	X			X
VD01ASDR Draft Adjustment Debit Amount	VD01ASDR			X	
VD01ASCR Draft Adjustment Credit Amount	VD01ASCR			X	
VD01LI Change in Status Amount	VD01LI			X	
VD01DA Discount Amount	VD01DA			X	
VD01TT Last draft payment total	VD01TT			X	
VD01AC Current Payment Total	VD01AC			X	
VD0101 Stamp Tax Amount	VD0101			X	
VD0102 Bank Charge Amount	VD0102			X	
VD0103 Stamp Tax and Bank Charge A/P Liability Amount	VD0103			X	

ABK Bank Master

Subsystem Origin: Shared

Use Macro As

Macro and Description	Macro Field	Seg.	Date	Amount	Reference
BANK Bank	BANK	X			X

Use Macro As

Macro and Description	Macro Field	Seg.	Date	Amount	Reference
BKACCT Bank Account	BKACCT	X			X
<input checked="" type="checkbox"/> BKACCTBCHG Bank Charge Account	BKACCT	X			
<input checked="" type="checkbox"/> BKACCTBINT Bank Interest Account	BKACCT	X			
<input checked="" type="checkbox"/> BKACCTCASH Cash Account	BKACCT	X			
BKATYP Bank Account Type	BKATYP	X			X
BKBNKC Bank Code	BKBNKC	X			X
BKBRNO Branch	BKBRNO	X			X
BPCOV Bank Profit Center	BPCOV	X			X

ATY Vendor Type

Subsystem Origin: Shared

Use Macro As

Macro and Description	Macro Field	Seg.	Date	Amount	Reference
CDP1 Auto Dist 1 Profit Center	CDP1	X			X
CDP2 Auto Dist 2 Profit Center	CDP2	X			X
CDP3 Auto Dist 3 Profit Center	CDP3	X			X
CDP4 Auto Dist 4 Profit Center	CDP4	X			X
TYRGNP Realized Gain Profit Center	TYRGNP	X			X

Use Macro As

Macro and Description	Macro Field	Seg.	Date	Amount	Reference
TYRLSP Realized Loss Profit Center	TYRLSP	X			X
TYUGNP Unrealized Gain Profit Center	TYUGNP	X			X
TYULSP Unrealized Loss Profit Center	TYULSP	X			X
VTAPC Discount Available Profit Center	VTAPC	X			X
VTCURR Currency	VTCURR	X			X
VTLPC Liability Profit Center	VTLPC	X			X
VTOPC Discount Taken Profit Center	VTOPC	X			X

AVM Vendor Master

Subsystem Origin: Shared

Use Macro As

Macro and Description	Macro Field	Seg.	Date	Amount	Reference
VCOUN Country	VCOUN	X			X
VDPURS Purchases Year to Date	VDPURS			X	X
VDSCTK Discounts Taken Year to Date	VDSCTK			X	X
VNDNAM Vendor Name	VNDNAM	X			X
VPYTYR Payments Year to Date	VPYTYR			X	X
VTAXCD Tax Code	VTAXCD	X			X

Use Macro As

Macro and Description	Macro Field	Seg.	Date	Amount	Reference
VTYPE Vendor Type	VTYPE	X			X
<input checked="" type="checkbox"/> VTYPEILPC Item Liability Profit Center	VTYPE	X			

ODH Draft Header

Subsystem Origin: Shared

Use Macro As

Macro and Description	Macro Field	Seg.	Date	Amount	Reference
DHDRTM Draft Terms Code	DHDRTM	X			X
DHISDT Issued Date	DHISDT		X		X
DHNOFY Number of Payments	DHNOFY				X
DHPRF Profit Center	DHPRF	X			X
DHSTAT Draft Status	DHSTAT	X			X

ODL - Draft Lines

Subsystem Origin: Shared

Use Macro As

Macro and Description	Macro Field	Seg.	Date	Amount	Reference
DLBKCH Bank Charge Line Amount	DLBKCH			X	
DLSTMP Stamp Line Amount	DLSTMP			X	

OPA Payment Agreement

Subsystem Origin: Shared

Use Macro As

Macro and Description	Macro Field	Seg.	Date	Amount	Reference
PAACCT Bank Account	PAACCT				X
<input checked="" type="checkbox"/> PAACCTBCHG Bank Charge Account	PAACCT	X			X
PAADTE Agreement Date	PAADTE		X		X
PABANK Bank	PABANK	X			X
PABKCH Bank Charge	PABKCH				X
PABNKC Bank Code	PABNKC				X
PABRNO Branch	PABRNO	X			X
PADRTM Draft Terms	PADRTM				X
PAMAXA Maximum Charge	PAMAXA				X
PAMINA Minimum Charge	PAMINA				X

RAR AR Detail

Subsystem Origin: Shared

Use Macro As

Macro and Description	Macro Field	Seg.	Date	Amount	Reference
ARBANK Bank	ARBANK	X			X

Use Macro As

Macro and Description	Macro Field	Seg.	Date	Amount	Reference
ARCNTR Counter Number	ARCNTR				X
ARCPO Customer PO Number	ARCPO				X
ARCURT Customer Exchange Rate	ARCURT				X
ARDDAT Invoice Due Date	ARDDAT		X		X
ARDOCN Document Number	ARDOCN				X
ARDPFX Document Prefix	ARDPFX	X			X
ARDRNO Draft Number	ARDRNO				X
ARDSBB Incentive Discount Taken	ARDSBB			X	X
ARDTYP Document Type	ARDTYP	X			X
ARDYR Document Year	ARDYR	X			X
ARFENO Foreign Exchange Number	ARFENO	X			X
ARJRNO ARP/CDM Code	ARJRNO	X			X
<input checked="" type="checkbox"/> ARJRNOSEG1 Write Off Expense Segment 1	ARJRNO	X			
<input checked="" type="checkbox"/> ARJRNOSEG2 Write Off Expense Segment 2	ARJRNO	X			
<input checked="" type="checkbox"/> ARJRNOSEG3 Write Off Expense Segment 3	ARJRNO	X			
<input checked="" type="checkbox"/> ARJRNOSEG4 Write Off Expense Segment 4	ARJRNO	X			
<input checked="" type="checkbox"/> ARJRNOSEG5 Write Off Expense Segment 5	ARJRNO	X			

Use Macro As

Macro and Description	Macro Field	Seg.	Date	Amount	Reference
<input checked="" type="checkbox"/> ARJRNOSEG6 Write Off Expense Segment 6	ARJRNO	X			
<input checked="" type="checkbox"/> ARJRNOSEG7 Write Off Expense Segment 7	ARJRNO	X			
<input checked="" type="checkbox"/> ARJRNOSEG8 Write Off Expense Segment 8	ARJRNO	X			
ARODPX Original Document Prefix	ARODPX	X			X
ARODTP Original Document Type	ARODTP	X			X
ARODYR Original Document Year	ARODYR	X			X
ARPTYP Payment Type	ARPTYP	X			X
ARSORD Sales Order Number	ARSORD				X
ARVDAT Value Date	ARVDAT		X		X
RAMT Original Amount	RAMT			X	X
RCAMT Remain Due-Base	RCAMT			X	X
RCCUS A/R Customer Number	RCCUS	X			X
RCNVFC Currency Conversion Rate	RCNVFC				X
RCNVSN Transaction Currency Conversion	RCNVSN				X
RCOM Commission Code	RCOM	X			X
RCOMP Company Number	RCOMP	X			X
<input checked="" type="checkbox"/> RCOMPARAC Accounts Receivable	RCOMP	X			

Use Macro As

Macro and Description	Macro Field	Seg.	Date	Amount	Reference
<input checked="" type="checkbox"/> RCOMPBBAC Bill Back Accrual Account	RCOMP	X			
<input checked="" type="checkbox"/> RCOMPBCHG Bank Charge Account	RCOMP	X			
<input checked="" type="checkbox"/> RCOMP CASH Cash Account	RCOMP	X			
<input checked="" type="checkbox"/> RCOMPDISC Discount Account	RCOMP	X			
<input checked="" type="checkbox"/> RCOMPREVA Revenue Account	RCOMP	X			
<input checked="" type="checkbox"/> RCOMPSTPX Stamp Tax Account	RCOMP	X			
RCTYP Customer Type	RCTYP	X			X
<input checked="" type="checkbox"/> RCTYPARAC Account Receivable	RCTYP	X			
<input checked="" type="checkbox"/> RCTYPBBAC Bill Back Accrual Account	RCTYP	X			
<input checked="" type="checkbox"/> RCTYPBBPC Bill Back Accrual Profit Center	RCTYP	X			
<input checked="" type="checkbox"/> RCTYPCASH Cash Account	RCTYP	X			
<input checked="" type="checkbox"/> RCTYPCASH Discount Account	RCTYP	X			
<input checked="" type="checkbox"/> RCTYPRELG Realized Gain Account	RCTYP	X			
<input checked="" type="checkbox"/> RCTYPRELL Realized Loss Account	RCTYP	X			
<input checked="" type="checkbox"/> RCTYPREVA Revenue Account	RCTYP	X			
<input checked="" type="checkbox"/> RCTYPUNRG Unrealized Gain Account	RCTYP	X			
<input checked="" type="checkbox"/> RCTYPUNRL Unrealized Loss Account	RCTYP	X			

Use Macro As

Macro and Description	Macro Field	Seg.	Date	Amount	Reference
RCURR Currency Code	RCURR	X			X
RCUST Customer Number	RCUST	X			X
RDATE Date Posted	RDATE		X		X
RDDTE Invoice Due Date	RDDTE		X		X
RDISCT Discount Taken/Due	RDISCT			X	X
RDISD Discount Due Date	RDISD		X		X
RIDTE Invoice Date	RIDTE		X		X
RINVC Original Document Number	RINVC				X
RNXT Next Line Number	RNXT				X
RPRF Profit Center	RPRF	X			X
RREF Reference Number	RREF	X			X
RREM Remaining Due	RREM			X	X
RRESN Reason Code	RRESN	X			X
RSAL Salesman Number	RSAL	X			X
RSEQ Sequence Number	RSEQ				X
RTERM Terms Code	RTERM	X			X
RTRTE High Tax Rate	RTRTE	X			X

RCM Customer Master

Subsystem Origin: Shared

Use Macro As

Macro and Description	Macro Field	Seg.	Date	Amount	Reference
CCCUS A/R Customer Number	CCCUS	X			X
CCON Contact Name	CCON	X			X
CCOUN Customer Country Code	CCOUN	X			X
CCUST Customer Number	CCUST	X			X
CDEA1 Group Code 1	CDEA1	X			X
CDEA2 Group Code 2	CDEA2	X			X
CLOC Profit Center	CLOC	X			X
CMABC ABC Code	CMABC	X			X
CMDPFX Prefix Code	CMDPFX	X			X
CMFF01 User Defined Financial Field 1	CMFF01	X			X
CMFF02 User-defined Financial Field 2	CMFF02	X			X
CMFF03 User-defined Financial Field 3	CMFF03	X			X
CMFF04 User-defined Financial Field 4	CMFF04	X			X
CMFF05 User-defined Financial Field 5	CMFF05	X			X
CMFF06 User-defined Financial Field 6	CMFF06	X			X

Use Macro As

Macro and Description	Macro Field	Seg.	Date	Amount	Reference
CMFTXC Fiscal Tax Code	CMFTXC	X			X
CMPRNO Customer Registration Number	CMPRNO	X			X
CMPRCC Registration Country Code	CMPRCC	X			X
CMSIC SIC Code	CMSIC	X			X
CMSTTP Statement Type	CMSTTP	X			X
CNME Customer Name	CNME	X			X
CRDOL Credit Limit	CRDOL			X	X
CREFO1 Group Sales Analysis	CREFO1	X			X
<input checked="" type="checkbox"/> CREFO1ARPC A/R Profit Center	CREFO1	X			
CREFO2 Group Sales Analysis	CREFO2	X			X
<input checked="" type="checkbox"/> CREFO2ARPC A/R Profit Center	CREFO2	X			
CREFO3 Group Sales Analysis	CREFO3	X			X
<input checked="" type="checkbox"/> CREFO3ARPC A/R Profit Center	CREFO3	X			
CREFO4 Group Sales Analysis	CREFO4	X			X
<input checked="" type="checkbox"/> CREFO4ARPC A/R Profit Center	CREFO4	X			
CREFO5 Group Sales Analysis	CREFO5	X			X
<input checked="" type="checkbox"/> CREFO5ARPC A/R Profit Center	CREFO5	X			

Use Macro As

Macro and Description	Macro Field	Seg.	Date	Amount	Reference
CREG Region Code	CREG	X			X
CSAL Customer Salesperson	CSAL	X			X
CSTE State Code	CSTE	X			X
CTAX Customer Tax Code	CTAX	X			X
CTAXE Tax Report Bypass	CTAXE	X			X
CTXID Tax ID Name	CTXID	X			X
CTYPE Customer Type	CTYPE	X			X
<input checked="" type="checkbox"/> CTYPEBBAC Bill Back Accrual Account	CTYPE	X			
<input checked="" type="checkbox"/> CTYPEBBPC Bill Back Profit Center	CTYPE	X			
CWHSE Default Warehouse	CWHSE	X			X

RCT Customer Type

Subsystem Origin: Shared

Use Macro As

Macro and Description	Macro Field	Seg.	Date	Amount	Reference
CTARPC A/R Profit Center	CTARPC	X			X
CTBBAP Bill Back Acc PC	CTBBAP	X			X
CTCSTP Customer Type	CTCSTP	X			X

Use Macro As

Macro and Description	Macro Field	Seg.	Date	Amount	Reference
<input checked="" type="checkbox"/> CTCSTPBAC Bill Back Accrual Acct	CTCSTP	X			
CTCURR Currency Code	CTCURR	X			X
CTDESC Type Description	CTDESC	X			X
CTRGNP Realized Gain PC	CTRGNP	X			X
CTRLSP Realized Loss PC	CTRLSP	X			X
CTUGNP Unreal Gain PC	CTUGNP	X			X
CTULSP Unreal Loss PC	CTULSP	X			X

Programs and Accounting Entries

The Programs and Accounting Entries section provides information about journal entry creation within the following subsystem jobstream.

- CSH500

Note: Model Examples contain both Macros and Advanced Macros. Advanced Macros appear in italics.

Journal Entry Creation in CSH500B1

The following table provides information about the journal entry lines created within CSH500B1:

Transaction	Journal Entry Lines	
Change in Draft Status	Debit	Draft Payable (From Status)
	Credit	Draft Payable (To Status)
Change in draft amount only.	Debit	Draft Payable (Last Status - Last Payment Total)
	Credit	Draft Payable (Last Status)
	Credit	Draft Payable Adjustment
Add one line in Draft Tracking	Debit	Accounts Payable
	Debit	Stamp Tax Expenses (Conditional)
	Debit	Bank Charge (Conditional)
	Credit	Draft Payable (To Status)
Payment of Cash (Draft Status is 99)	Debit	Draft Payable (Last Status)
	Debit	Realized Loss (Conditional)
	Credit	Cash
	Credit	Realized Gain (Conditional)
	Credit	Interest Discount (Conditional)

GL Reason Codes for CSH500B1

The following table provides information about the CSH500B1 reason codes and descriptions:

Reason Code	Description
APADJ	Vendor Draft Transactions Adjustment
APADL	Add Vendor Draft Line
APDFT	Vendor Draft Transactions
APNJE	Vendor Draft Processing without Journal Entry

Subsystem Event Determination CSH500B1

Define Subsystem Event Determination in the following manner.

Program	Reason Code	Description	Event
CSH500B1	APDFT	Vendor Draft Transaction	APDRAFT
CSH500B1	APADL	Add Vendor Draft Line	APADDLINE
CSH500B1	APADJ	Vendor Draft Transactions Adjustment	APDFTAJ
CSH500B1	APNJE	A/P Draft Processing with Journal Entry	Check Bypass Journals

Event and Event Sequences CSH500B1

Event		Event Sequence	
APDRAFT		Sequence 00010	
Description:	Vendor Draft Transactions	Ledger:	User-defined
Event Origin:	Subsystem	Book:	User-defined
Subsystem Origin:	Vendor Draft	Model:	APDRAFT
		Journal Grouping:	Yes
APADDLINE		Sequence 00010	
Description:	Add Vendor Draft Line	Ledger:	User-defined
Event Origin:	Subsystem	Book:	User-defined
Subsystem Origin:	Vendor Draft	Model:	APADDLINE
		Journal Grouping:	Yes

Event		Event Sequence	
APDFTAJ		Sequence 00010	
Description:	Vendor Draft Transactions Adjustment	Ledger:	User-defined
Event Origin:	Subsystem	Book:	User-defined
Subsystem Origin:	Vendor Draft	Model:	APDFTAJ
		Journal Grouping:	Yes

Journal Models CSH500B1

This section provides information about the journal models defined for CSH500B1.

Model:	APDRAFT
Model Header:	
Description:	Vendor Draft Transactions
Journal Source:	VD
Subsystem Origin:	Vendor Draft (VD)

Line	Line Type	Account	Debit Macro	Credit Macro	Write Zero Amounts
010	Not a Gain or Loss Line	Draft Payable (To Status) Company: VD01CO Company Number from transaction Profit Center: VD01PC Draft Payable (To Status) in transaction from To Profit Center - Draft on OPD file Account: VD01S1 Draft Payable (To Status) Account in transaction based on User Defined 1 - Draft		VD01LI Amount of Draft Payable with a change of status	No

Line	Line Type	Account	Debit Macro	Credit Macro	Write Zero Amounts
020	Invoice Line	<p>Draft Payable (From Status)</p> <p>Company: VD01CO Company Number from transaction</p> <p>Profit Center: VD01LP Draft Payable (From Status) from last Profit Center in Transaction</p> <p>Account: VD01S3 Draft Payable (From Status) Account in transaction based on Last User Defined 1 - Draft</p>	VD01LI (Amount of Draft Payable with a change of status)		
030	Not a Gain or Loss Line	<p>Interest Discount</p> <p>Company: VD01CO Company Number from transaction</p> <p>Profit Center: VD01BC Profit Center in transaction from Bank Account Master</p> <p>Account: VD01BAINT Interest discount account in transaction based on bank account on Payment Agreement</p>		VD01DA Discount Amount	No

Line	Line Type	Account	Debit Macro	Credit Macro	Write Zero Amounts
040	Not a Gain or Loss Line	Reduction in Cash amount (status 99) as interest discount Company: VD01CO Company Number from transaction Profit Center: VD01PC Draft Payable (To Status) in To Profit Center - Draft Account: VD01S1 Draft Payable (To Status) Account in transaction based on "User Defined 1 - Draft"	VD01DA Discount Amount		No
050	Positive Gain or Loss Line	Realized Gain - Draft Payable Company: VD01CO Company Number from transaction Profit Center: VD01VTRGPC Realized Loss Profit Center in transaction from Vendor Type Account: VD01VTRGAC Realized Loss Account in transaction from Vendor Type		VD01LI Realized Gain on Draft Payable Amount Cash	Yes

Line	Line Type	Account	Debit Macro	Credit Macro	Write Zero Amounts
060	Negative Gain or Loss Line	Realized Loss - Draft Payable Company: VD01CO Company Number from transaction Profit Center: VD01VTRLPC Realized Loss Profit Center in transaction from Vendor Type Account: VD01VTRLAC Realized Loss Account in transaction from Vendor Type	VD01LI Realized Loss on Draft Payable Amount - Cash		Yes

Model: APADDLINE

Model Header:

Description: A/P Add Draft Line

Journal Source: VD

Subsystem Origin: Vendor Draft (VD)

Line	Line Type	Account	Debit Macro	Credit Macro	Write Zero Amounts
010	Not a Gain or Loss Line	Account Payable Company: VD01CO Company Number from transaction Profit Center: VD01VTAPPC Draft Payable Profit Center in transaction from vendor type Account: VD01VTAPAC Draft Payable Account in transaction from vendor type	VD01LI Amount of Draft Payable with adding a line		No

Line	Line Type	Account	Debit Macro	Credit Macro	Write Zero Amounts
020	Not a Gain or Loss Line	Stamp Tax Expenses Company: VD01CO Company Number from transaction Profit Center: VD01BC Stamp Tax Profit Center in transaction from Bank Profit Center Account: VD01COAX Stamp Tax Account in transaction based on Company Number	VD0101 Stamp Tax		No
030	Not a Gain or a Loss Line	Bank Charge Company: VD01CO Company Number from transaction Profit Center: VD01BC Bank Charge Profit Center in transaction from Bank Profit Center Account: VD01BAACHG Bank Charge Account in transaction based on Bank Account in Payment Distribution	VD0102 Bank Charge		No

Line	Line Type	Account	Debit Macro	Credit Macro	Write Zero Amounts
040	Not a Gain or a Loss Line	Stamp and Bank Charge Liability Company: VD01CO Company Number from transaction Profit Center: VD01PC Draft Payable (To Status) in transaction from To Profit Center - Draft Account: VD01S1 Draft Payable (To Status) Account in Transaction based on User-defined 1 - Draft		VD0103 Stamp Tax	No
050	Not a Gain or Loss Line	Draft Payable (To Status) Company: VD01CO Company Number from transaction Profit Center: VD01PC Draft Payable (To Status) in transaction from To Profit Center - Draft Account: VD01S1 Draft Payable (To Status) Account in transaction based on User-defined 1 - Draft		VD01LI Amount of Draft Payable with adding a new line	No

Model: APDFTAJ

Model Header:

Description: Vendor Draft Transactions Adjustment

Journal Source: VD

Subsystem Origin: Vendor Draft (VD)

Line	Line Type	Account	Debit Macro	Credit Macro	Write Zero Amounts
010	Not a Gain or Loss Line	<p>Draft Payable (Last Status - Last Payment Total)</p> <p>Company: VD01CO Company Number from transaction</p> <p>Profit Center: VD01LP Draft Payable (Last Status) from last Profit Center in transaction</p> <p>Account: VD01S3 Draft Payable (Last Status) Account in transaction based on Last User Defined 1 - Draft</p>	VD01TT Last draft payment total		No
020	Not a Gain or Loss Line	<p>Draft Payable (Last Status - Current Payment)</p> <p>Company: VD01CO Company Number from transaction</p> <p>Profit Center: VD01LP Draft Payable (Last Status) from last Profit Center in transaction</p> <p>Account: VD01S3 Draft Payable (Last Status) Account in transaction based on Last User Defined 1 - Draft</p>		VD01AC Current Payment Total	No

Line	Line Type	Account	Debit Macro	Credit Macro	Write Zero Amounts
030	Not a Gain or a Loss Line	Draft Payable Adjustment Company: VD01CO Company Number from transaction Profit Center: VD01PC Draft Payable Adjustment from To Profit center in transaction Account: VD01S1 Draft Payable Adjustment (To Status) Account in transaction based on User-defined 1 - Draft	VD01ASCR Amount of Draft Payable with a change of amount	VD01ASDR Amount of Draft Payable with a change of amount	No

Journal Entry Creation in CSH500B2

The following table provides information about the journal entry lines created within CSH500B2.

Transaction	Journal Entry Lines	
Change in Draft Status	Debit	Draft Receivable (To Status)
	Credit	Draft Receivable (From Status)
Change in draft amount	Debit	Draft Receivable (Last Status)
	Credit	Draft Receivable Adjustment
Overhead Allocation	Debit	Work in Process (WIP)
	Credit	Period Overhead Absorption
	Credit	Draft Receivable (Last Status - Last Payment Total)

Transaction	Journal Entry Lines	
Add one line in Draft Tracking	Credit	Draft Receivable (To Status is the one on draft header file ODH)
	Debit	Draft Receivable (From Status is 00)
	Debit	Stamp Tax Expenses (Conditional)
	Debit	Bank Charge (Conditional)
Receipt of Cash (Draft Status is 99)	Debit	Cash
	Debit	Interest Discount (Conditional)
	Debit	Realized Loss (Conditional)
	Credit	Draft Receivable (From Status)
	Credit	Realized Gain (Conditional)

GL Reason Codes for CSH500B2

The following table provides information about CSH500B2 reason codes and descriptions.

Reason Code	Description
ARDFT	Customer Draft Transactions
ARADL	Add Customer Draft Line
ARADJ	Customer Draft Transactions Adjustment
ARNJE	Customer Draft Processing without Journal Entry

Business Event Origin (GBE)

The following table provides information about the business event origin.

Event		
Record Identification	BEID	BE
Process Program Name	BEPGM	CSH500B2
Business Process Description	BELDES	Customer Draft
Business Event Origin	BEBEOR	4
User	BEUSER	SSA
Date	BEDATE	The Date
Time	BETIME	The Time

Event

Transaction ID or Locked	BELOCK	Blank
Audit Report Print	BEPRNT	0

Subsystem Event Determination CSH500B2

Define Subsystem Event Determination in the following manner.

Program	Reason Code	Description	Event
CSH500B2	ARDFT	Customer Draft Transaction	ARDRAFT
CSH500B2	ARADL	Add Customer Draft Line	ARADDLINE
CSH500B2	ARADJ	Customer Draft Transactions Adjustment	ARDFTAJ
CSH500B2	ARNJE	Customer Draft Processing without Journal Entry	Check Bypass Journals

Event and Event Sequences CSH500B2

Event		Event Sequence	
ARDRAFT		Sequence 00010	
Description:	Customer Draft Transactions	Ledger:	User-defined
Event Origin:	Subsystem	Book:	User-defined
Subsystem Origin:	Customer Draft	Model:	ARDRAFT
		Journal Grouping:	No
ARADDLINE		Sequence 00010	
Description:	Add Customer Draft Line	Ledger:	User-defined
Event Origin:	Subsystem	Book:	User-defined
Subsystem Origin:	Customer Draft	Model:	ARADDLINE
		Journal Grouping:	No
ARDFTAJ		Sequence 00010	
Description:	Customer Draft Transactions Adjuster	Ledger:	User-defined
Event Origin:	Subsystem	Book:	User-defined
Subsystem Origin:	Customer Draft	Model:	ARDRAFT
		Journal Grouping:	No

Journal Models CSH500B2

The following table provides information about the required journal model for CSH500B2.

Model:	ARDRAFT
Model Header:	
Description:	Customer Draft Transactions
Journal Source:	CD
Subsystem Origin:	Customer Draft, CD

Line	Line Type	Account	Debit Macro	Credit Macro	Write Zero Amounts
010	Not a Gain or Loss Line	Draft Receivable (To Status) Company: CD01C0 Company Number from transaction Profit Center: CD01PC Draft Receivable (To Status) in transaction from "To Profit Center - Draft" Account: CD01S1 Draft Receivable (To Status) Account in transaction based on User Defined 1 - Draft	CD01L1 Amount of Draft Receivable with a change of status		No

Line	Line Type	Account	Debit Macro	Credit Macro	Write Zero Amounts
020	Invoice Line	<p>Draft Receivable (From Status)</p> <p>Company: CD01CO Company Number from transaction</p> <p>Profit Center: CD01LP Draft Receivable Profit Center in transaction from Last Profit Center</p> <p>Account: <i>CD01S3</i> Draft Receivable Account in transaction based on Last User Defined 1</p>		<p>CD01LI</p> <p>Amount of Draft Receivable with a change of status</p>	No
030	Not a Gain or Loss Line	<p>Interest Discount</p> <p>Company: CD01CO Company Number from transaction</p> <p>Profit Center: CD01BC Profit Center in transaction from Bank Account Master</p> <p>Account: <i>CD01BAINT</i> Interest expense account in transaction based on bank account on Payment Distribution</p>	<p>CD01DA</p> <p>Discount Amount</p>		No

Line	Line Type	Account	Debit Macro	Credit Macro	Write Zero Amounts
040	Not a Gain or Loss Line	Reduction in Cash amount (Status 00) as Interest Discount Company: CD01CO Company Number from transaction Profit Center: CD01PC Draft Receivable (To Status) in transaction from To Profit Center - Draft Account: CD01S1 Draft Receivable (To Status) Account in transaction based on User Defined 1 - Draft		CD01DA Discount Amount	No
050	Positive Gain or Loss Line	Realize Loss - Draft Receivable Company: CD01CO Company Number from transaction Profit Center: CD01CTRLPC Realized Loss Profit Center in transaction from Customer Type Account: CD01CTRLAC Realized Loss Account in transaction from Customer Type	CD01LI Realized Loss on Draft Receivable Amount - Cash		Yes

Line	Line Type	Account	Debit Macro	Credit Macro	Write Zero Amounts
060	Negative Gain or Loss Line	Realized Gain - Draft Receivable Company: CD01CO Company Number from transaction Profit Center: <i>CD01CTRGPC</i> Realized Gain Profit Center in transaction based on Customer Type Account: <i>CD01CTRGAC</i> Realized Gain Account in transaction based on Customer Type		CD01LI Realized Gain on Draft Receivable Amount - Cash	Yes

Model: ARADDLINE

Model Header:

Description: A/R Add Draft Line

Journal Source: CD

Subsystem Origin: Customer Draft, CD

Line	Line Type	Account	Debit Macro	Credit Macro	Write Zero Amounts
010	Not a Gain or Loss Line	Account Receivable Company: CD01C0 Company Number from transaction Profit Center: CD01CTARPC Draft Receivable Profit Center in transaction from customer type Account: CD01CTARAC Draft Receivable Account in transaction from customer type		CD01L1 Amount of Draft Receivable with a change of status	No
020	Not a Gain or Loss Line	Stamp Tax Expenses Company: CD01CO Company Number from transaction Profit Center: CD01BC Stamp Tax Profit Center in transaction from Bank Profit Center Account: CD01COAX Stamp Tax Account in transaction based on Company Number		CD0101 Stamp Tax	No

Line	Line Type	Account	Debit Macro	Credit Macro	Write Zero Amounts
030	Not a Gain or Loss Line	<p>Bank Charge</p> <p>Company: CD01CO Company Number from transaction</p> <p>Profit Center: CD01BC Bank Charge Profit Center in transaction from Bank Profit Center</p> <p>Account: <i>CD01BAACHG</i> Bank Charge Account in transaction based on Bank Account in Payment Distribution</p>		CD0102 Bank Charge	No
040	Not a Gain or Loss Line	<p>Stamp and Bank Charge Liability</p> <p>Company: CD01CO Company Number from transaction</p> <p>Profit Center: CD01PC Draft Receivable (To Status) in transaction from To Profit Center - Draft</p> <p>Account: <i>CD01S1</i> Draft Receivable (To Status) Account in Transaction based on User Defined 1 - Draft</p>	CD0103 Stamp Tax		No

Line	Line Type	Account	Debit Macro	Credit Macro	Write Zero Amounts
050	Not a Gain or Loss Line	Draft Receivable (To Status) Company: CD01CO Company Number from transaction Profit Center: CD01PC Draft Receivable (To Status) in transaction from To Profit Center - Draft Account: CD01S1 Draft Receivable (To Status) Account in Transaction based on User Defined 1 - Draft	CD01LI Amount of Draft Receivable with adding a new line		No

Model: ARDFTAJ

Model Header:

Description: Customer Draft Transactions Adjustment

Journal Source: CD

Subsystem Origin: Customer Draft, CD

Line	Line Type	Account	Debit Macro	Credit Macro	Write Zero Amounts
010	Not a Gain or Loss Line	<p>Draft Receivable (Last Status - Last Payment Total)</p> <p>Company: CD01C0 Company Number from transaction</p> <p>Profit Center: CD01LP Draft Receivable Profit Center in transaction based on Last Profit Center</p> <p>Account: CD01S3 Draft Receivable Account in transaction based on Last User Defined 1</p>		CD01TT Last draft payment total	No
020	Not a Gain or Loss Line	<p>Draft Receivable (Last Status - Current Payment)</p> <p>Company: CD01C0 Company Number from transaction</p> <p>Profit Center: CD01LP Draft Receivable Profit Center in transaction based on Last Profit Center</p> <p>Account: CD01S3 Draft Receivable Account in transaction based on Last User Defined 1</p>	CD01AC Current Payment Total		No

Line	Line Type	Account	Debit Macro	Credit Macro	Write Zero Amounts
030	Not a Gain or Loss Line	Draft Receivable Adjustment Company: CD01C0 Company Number from transaction Profit Center: CD01PC Draft Receivable (To Status) in transaction from Profit Center - Draft Account: CD01S1 Draft Receivable (To Status) Account in transaction based on User Defined 1 - Draft	CD01ASDR Amount of Draft Receivable with and change of amount	CD01ASCR Amount of Draft Receivable with a change of amount	No

Journal Models ACR500

This section provides information about defining journal models for the following journal entries:

- RECEIPTS5 - CSH, ACR, PRO, MLT, and Tax Adjustments

All amounts are in transaction currency. Book currency is calculated during ATP.

Model: RECEIPTS5

Model Header:

Description: A/R Draft Receipt with Promotions, Tax Adjustments and Multi-Currency

Journal Source: AR

Subsystem Origin: Customer Payment, CP

Line	Line Type	Account	Debit Macro	Credit Macro	Write Zero Amounts
010	Not a Gain or Loss Line	<p>Draft Receivable</p> <p>Company: CP01CM Company Number from transaction</p> <p>Profit Center: CP01PC Draft Receivable profit center from Payment Distribution</p> <p>Account: CP01S1 Draft Receivable account based on User Defined Seg 1 from Payment Distribution</p>	CP01DR Draft Receivable		No
020	Invoice Line	<p>Bill Back Accrual</p> <p>Company: CP01CM Company Number from transaction</p> <p>Profit Center: CP01CTBBPC Bill Back Accrual Profit Center based on Customer Type</p> <p>Account: CP01CTBBAC Bill Back Accrual Account based on Customer Type</p>	CP01IT Incentive Discount Taken	CP01IU Incentive Discount Taken - Credit	No

Line	Line Type	Account	Debit Macro	Credit Macro	Write Zero Amounts
030	Not a Gain or Loss Line	Tax Adjustments Company: CP01CM Company Number from transaction Profit Center: RPRF Profit Center from transaction or defaulted from Customer Master Account: <i>RTXTRCDAAC</i> Tax Account based on Tax Rate Code	RTXTADJDR Tax Adjustment Amount - Debit	RTXTADJCR Tax Adjustment Amount - Credit	No
040	Invoice Line	Accounts Receivable Company: CP01CM Company Number from transaction Profit Center: <i>CP01CTARPC</i> Accounts Receivable Profit Center based on Customer Type Account: <i>CP01CTARAC</i> Accounts Receivable Account based on Customer Type	CP01AR Debit - Accounts Receivable	CP01AS Credit - Accounts Receivable	No
050	Not a Gain or Loss Line	Stamp Tax Company: CP01CM Company Number on Transaction Profit Center: BPCOV Profit Center from Bank Account Account: <i>CP01CMSTAX</i> Stamp Tax Account based on Company Number		CP01ST Stamp Tax Amount	No

Line	Line Type	Account	Debit Macro	Credit Macro	Write Zero Amounts
060	Not a Gain or Loss Line	<p>Bank Charges</p> <p>Company: CP01CM Company Number from transaction</p> <p>Profit Center: BPCOV Profit Center from bank master</p> <p>Account: PAACCTBCHG Bank Charge Account based on bank account from Payment Agreement</p>		CP01BF Bank Charge Amount	No
070	Invoice Line	<p>Bill Back Expense</p> <p>Company: CP01CM Company Number from transaction</p> <p>Profit Center: DXNMBRPEPC Promotion Expense Profit Center based on Promotion Number</p> <p>Account: DXNMBRPEAC Promotion Expense Account based on Promotion Number</p>	DXBBTXDR Bill back expense Amount-Debit	DXBBTXCR Bill back expense Amount - Credit	No

Line	Line Type	Account	Debit Macro	Credit Macro	Write Zero Amounts
080	Not a Gain or Loss Line	Financial Discount Company: CP01CM Company Number on Transaction Profit Center: RPRF Profit Center from transaction or defaulted from Customer Master Account: CP01CTDISC Discount Account based on Customer Type	CP01D1 Discount less tax adjustment	CP01D2 Discount less tax adjustment - Credit	No
090	Positive Gain or Loss Line	Realized Gain - BB Accrual Company: CP01CM Company Number from transaction Profit Center: CP01CTRGPC Realized Gain Profit Center Based On Customer Type Account: CP01CTRELG Realized gain account based on customer type	DXAMTCR Bill Back Accrual - Credit	DXAMTDR Bill Back Accrual - Debit	No

Line	Line Type	Account	Debit Macro	Credit Macro	Write Zero Amounts
100	Negative Gain or Loss Line	<p>Realized Loss - BB Accrual</p> <p>Company: CP01CM Company Number from Transaction</p> <p>Profit Center: CP01CTRLPC Realized Loss Profit Center based on Customer Type</p> <p>Account: CP01CTRELL Realized Loss Account based on Customer Type</p>	DXAMTDR Bill Back Accrual Amount - Debit	DXAMTCR Bill Back Accrual Amount - Credit	No
110	Negative Gain or Loss Line	<p>Realized Gain - AR</p> <p>Company: CP01CM Company Number from transaction</p> <p>Profit Center: CP01CTRGPC Realized Gain Profit Center Based On Customer Type</p> <p>Account: CP01CTRELG Realized gain account based on customer type</p>	CP01AR Debit - Accounts Receivable	CP01AS Credit - Accounts Receivable	No

Line	Line Type	Account	Debit Macro	Credit Macro	Write Zero Amounts
120	Positive Gain or Loss Line	Realized Loss - AR Company: CP01CM Company Number from Transaction Profit Center: CP01CTRLPC Realized Loss Profit Center based on Customer Type Account: CP01CTRELL Realized Loss Account based on Customer Type	CP01AS Credit - Accounts Receivable	CP01AR Debit - Accounts Receivable	No
130	Negative Gain or Loss Line	Realized Gain - BB Expense Company: CP01CM Company Number from transaction Profit Center: CP01CTRGPC Realized Gain Profit Center Based On Customer Type Account: CP01CTRELG Realized gain account based on customer type	DXBBTXDR Bill Back Expense Amount - Debit	DXBBTXCR Bill Back Expense Amount - Credit	No

Line	Line Type	Account	Debit Macro	Credit Macro	Write Zero Amounts
140	Positive Gain or Loss Line	Realized Loss - BB Expense Company: CP01CM Company Number from Transaction Profit Center: CP01CTRLPC Realized Loss Profit Center based on Customer Type Account: CP01CTRELL Realized Loss Account based on Customer Type	DXBBTXCR Bill Back Expense Amount - Credit	DXBBTXDR Bill Back Expense Amount - Debit	No

Notes

Chapter 5 ATP and Inventory and Cost Accounting



5

This chapter covers ATP used for Inventory and Cost Accounting.

The chapter consists of the following topics:

Topic	Page
Inventory and Cost Accounting Macro Availability	5-2
Programs and Accounting Entries	5-26

Inventory and Cost Accounting Macro Availability

This section covers Inventory Processing and Labor Ticket Processing. The macros in the following table are used with the Inventory and Cost Accounting subsystems.

File	Description	Inventory INV920	Labor Ticket CST910
AVM	Vendor Master	X	
HPC	Commodity Master	X	
IIC	Item Class	X	
IIM	Item Master	X	X
ILM	Location Master	X	X
ITC	Inventory Transaction Costing	X	
ITH	Transaction History	X	
IWM	Warehouse Master	X	X
RCM	Customer Master	X	
ZIP01M	Inventory Processing	X	
ZLT01M	Labor Ticket		X

WARNING! Do not use certain combinations of macros on a single model line. Debit and credit macros on a model line must have a unique relationship with each macro on the line that resolves to a single database record.

The Financial Macros file is shipped complete with all available macros created. The following table lists the available macros by file name.

In the following tables, Advanced Macros are indicated by .

Inventory Processing

Parameter List: ZIP01M
Subsystem Origin: IP

Use Macro As

Macro and Description	Macro Field	Seg.	Date	Amount	Reference
IP01BR Transaction Book Rate	IP01BR				X
IP01CC Currency Code	IP01CC	X			X
IP01CN Customer Number	IP01CN	X			X
<input checked="" type="checkbox"/> IP01CNGSPC Cost of Goods Sold Profit Center	IP01CN	X			
IP01CO Company Number	IP01CO	X			X
IP01CT Cost Set	IP01CT	X			X
IP01DC Document Type	IP01DC	X			X
IP01DN Document Number	IP01DN				X
IP01DP Document Prefix	IP01DP	X			X
IP01DT Order Type	IP01DT	X			X
IP01DY Document Year	IP01DY	X			X
IP01GC Base Currency	IP01GC	X			X
IP01HS Transaction History Sequence	IP01HS				X
IP01IC Item Class	IP01IC	X			X
<input checked="" type="checkbox"/> IP01ICCOGS Cost of Good Sold	IP01IC	X			

Use Macro As

Macro and Description	Macro Field	Seg.	Date	Amount	Reference
<input checked="" type="checkbox"/> IP01ICIAL Item Accrued Liability	IP01IC	X			
<input checked="" type="checkbox"/> IP01ICRMA Return Material Authorization	IP01IC	X			
<input checked="" type="checkbox"/> IP01ICUR1 Unmatched Receipt 1	IP01IC	X			
<input checked="" type="checkbox"/> IP01ICUR2 Unmatched Receipt 2	IP01IC	X			
<input checked="" type="checkbox"/> IP01ICUR3 Unmatched Receipt 3	IP01IC	X			
<input checked="" type="checkbox"/> IP01ICUR4 Unmatched Receipt 4	IP01IC	X			
<input checked="" type="checkbox"/> IP01ICUR5 Unmatched Receipt 5	IP01IC	X			
IP01IN Item Number	IP01IN	X			X
IP01IT Commodity Code	IP01IT	X			X
IP01LC Location	IP01LC	X			X
IP01LN Line Number	IP01LN				X
IP01ON Order or Invoice Number	IP01ON				X
IP01PC Profit Center	IP01PC	X			X
IP01RC Reason Code (5)	IP01RC	X			X
IP01RT Rate Type	IP01RT	X			X
IP01SC Commodity Special Charge Code	IP01SC	X			X
<input checked="" type="checkbox"/> IP01SCSCAC Special Charge Account	IP01SC	X			

Use Macro As

Macro and Description	Macro Field	Seg.	Date	Amount	Reference
IP01SL Salesman Primary	IP01SL	X			X
IP01SS Salesman Secondary	IP01SS	X			X
IP01TC Item Type for Inventory Accounting	IP01TC	X			X
<input checked="" type="checkbox"/> IP01TCINV Inventory Account	IP01TC	X			
IP01TD Transaction Date	IP01TD		X		X
IP01TT Transaction Type	IP01TT	X			X
<input checked="" type="checkbox"/> IP01TTCON Contra Account	IP01TT	X			
IP01VN Vendor Number	IP01VN	X			X
<input checked="" type="checkbox"/> IP01VNILPC Inventory Liability Profit Center	IP01VN	X			
IP01WH Warehouse	IP01WH	X			X

Labor Ticket

Parameter List: ZLT01M
Subsystem Origin: LT

Use Macro As

Macro and Description	Macro Field	Seg.	Date	Amount	Reference
LT01CO Company	LT01CO	X			X
LT01DP Shop Order Department Number	LT01DP	X			X

Use Macro As

Macro and Description	Macro Field	Seg.	Date	Amount	Reference
LT01IC Item Class	LT01IC	X			X
LT01IT Shop Order Item Number	LT01IT	X			X
LT01LC Labor Ticket Location	LT01LC	X			X
LT01LT Labor Ticket Lot Number	LT01LT	X			X
LT01L1 WC Labor Amount 1	LT01L1			X	X
LT01L2 WC Labor Amount 2	LT01L2			X	X
LT01L3 WC Labor Amount 3	LT01L3			X	X
LT01L4 WC Labor Amount 4	LT01L4			X	X
LT01L5 Labor Amount 5	LT01L5			X	X
LT01L6 Labor Amount 6	LT01L6			X	X
LT01L7 Labor Amount 7	LT01L7			X	X
LT01L8 Labor Amount 8	LT01L8			X	X
LT01MA Shop Order Machine ID	LT01MA	X			X
LT01NU Labor Ticket Number	LT01NU	X			X
LT01OP Shop Order Operation Number	LT01OP	X			X
LT01O1 WC % Overhead 1	LT01O1			X	X
LT01O2 WC % Overhead 2	LT01O2			X	X

Use Macro As

Macro and Description	Macro Field	Seg.	Date	Amount	Reference
LT01O3 WC % Overhead 3	LT01O3			X	X
LT01O4 WC % Overhead 4	LT01O4			X	X
LT01O5 Percent Overhead Amount 5	LT01O5			X	X
LT01O6 Percent Overhead Amount 6	LT01O6			X	X
LT01O7 Percent Overhead Amount 7	LT01O7			X	X
LT01O8 Percent Overhead Amount 8	LT01O8			X	X
LT01PO Period Overhead Amount	LT01PO			X	X
LT01SO Shop Order Number	LT01SO	X			X
LT01WC Shop Order Work Center	LT01WC	X			X
<input checked="" type="checkbox"/> LT01WCPC Costing Profit Center	LT01WC	X			
LT01WH Labor Ticket Warehouse	LT01WH	X			X
<input checked="" type="checkbox"/> LT01WHENTY Costing Entity	LT01WH	X			
LTORT5 Rate 5	LTORT5			X	X
LTORT6 Rate 6	LTORT6			X	X
LTORT7 Rate 7	LTORT7			X	X

Use Macro As

Macro and Description	Macro Field	Seg.	Date	Amount	Reference
LTORT8 Rate 8	LTORT8			X	X

AVM Vendor Master

Subsystem Origin: Shared

Use Macro As

Macro and Description	Macro Field	Seg.	Date	Amount	Reference
VCOUN Country	VCOUN	X			X
VDPURS Purchases Year to Date	VDPURS			X	X
VDSCTK Discounts Taken Year to Date	VDSCTK			X	X
VNDNAM Vendor Name	VNDNAM	X			X
VPYTYR Payments Year to Date	VPYTYR			X	X
VTAXCD Tax Code	VTAXCD	X			X
VTYPE Vendor Type	VTYPE	X			X
<input checked="" type="checkbox"/> VTYPEILPC Item Liability Profit Center	VTYPE	X			
VMUF01 Vendor User Define Code 1	VMUF01	X			X
VMUF02 Vendor User Define Code 2	VMUF02	X			X
VMUF03 Vendor User Define Code 3	VMUF03	X			X
VMUF04 Vendor User Define Code 4	VMUF04	X			X

Use Macro As

Macro and Description	Macro Field	Seg.	Date	Amount	Reference
VMUF05 Vendor User Define Code 5	VMUF05	X			X
VMUF06 Vendor User Define Code 6	VMUF06	X			X
VMUF07 Vendor User Define Code 7	VMUF07	X			X
VMUF08 Vendor User Define Code 8	VMUF08	X			X
VMUF09 Vendor User Define Code 9	VMUF09	X			X
VMUF10 Vendor User Define Code 10	VMUF10	X			X

HPC Commodity Master

Use Macro As

Macro and Description	Macro Field	Seg.	Date	Amount	Reference
PCPRF Commodity Profit Center	PCPRF	X			X
PCCOM Commodity Code	PCCOM	X			X
PCCUM Commodity UOM	PCCUM	X			X
PCDESC Commodity Description	PCDESC	X			X
PCDSC2 Commodity Description 2	PCDSC2	X			X
PCTAXC Commodity Tax Code	PCTAXC	X			X

IIC Item Class

Inquiry Server Program: IIC011
Subsystem Origin: Shared

Use Macro As

Macro and Description	Macro Field	Seg.	Date	Amount	Reference
ICALC1 Unmatched Receipts Profit Center 1	ICALC1	X			X
ICALC2 Unmatched Receipts Profit Center 2	ICALC2	X			X
ICALC3 Unmatched Receipts Profit Center 3	ICALC3	X			X
ICALC4 Unmatched Receipts Profit Center 4	ICALC4	X			X
ICALC5 Unmatched Receipts Profit Center 5	ICALC5	X			X
ICLAS Item Class	ICLAS	X			X
<input checked="" type="checkbox"/> ICLASAPAC Item Accrd Liability Account	ICLAS	X			
<input checked="" type="checkbox"/> ICLASIPPV Item Class PPV Account	ICLAS	X			

IIM Inventory Master

Use Macro As

Macro and Description	Macro Field	Seg.	Date	Amount	Reference
IPROD Item Number	IPROD	X			X

Use Macro As

Macro and Description	Macro Field	Seg.	Date	Amount	Reference
IDESC Item Description	IDESC	X			X
IICLAS Item Class	IICLAS	X			X
IITYP Item Type	IITYP	X			X
IUMS Stocking Unit of Measure	IUMS	X			X
IUMP Purchase Unit of Measure	IUMP	X			X
IUMR Selling Unit of Measure	IUMR				X
IUMCN U/M Purchase to Stock Conv.	IUMCN			X	X
ISCST Standard Cost Per Unit	ISCST			X	X
IACST Actual Cost Per Unit	IACST			X	X
IFCST Frozen Standard Cost	IFCST			X	X
IDSCE Extra Item Description	IDSCE	X			X
IABBT List/Catalog No.	IABBT	X			X
IABC ABC Inventory Code	IABC	X			X
IIADJ MTD Adjustments	IIADJ				X
IISS MTD Issues	IISS				X
IIMCOS MTD Cost of Sales	IIMCOS				X
IIMSLs MTD Sales	IIMSLs				X

Use Macro As

Macro and Description	Macro Field	Seg.	Date	Amount	Reference
IIRCT MTD Receipts	IIRCT				X
IYADJ YTD Adjustments	IYADJ				X
IYCOS YTD Cost of Sales	IYCOS				X
IYISS YTD Issues	IYISS				X
IYRCT YTD Receipts	IYRCT				X
IYSLS YTD Sales	IYSLS				X
IPFDV Group Code	IPFDV	X			X
IPITM Primary Vendor Item Number	IPITM	X			X
ISITM Alternate Vendor Item Number	ISITM	X			X
ILOC Default Location	ILOC	X			X
IMDSFW Warehouse	IMDSFW	X			X
IREF01 Group Sales Analysis 1	IREF01	X			X
IREF02 Group Sales Analysis 2	IREF01	X			X
IREF03 Group Sales Analysis 3	IREF01	X			X
IREF04 Group Sales Analysis 4	IREF01	X			X
IREF05 Group Sales Analysis 5	IREF01	X			X
IORIGN Country of Origin Code	IORIGN	X			X

ILM Location Master

Inquiry Server Program: ILM01I
Subsystem Origin: IP (Inventory Processing)

Use Macro As

Macro and Description	Macro Field	Seg.	Date	Amount	Reference
LMPRF Location Profit Center	LMPRF	X			X

ITC Inventory Transaction Costing

Subsystem Origin: IP (Inventory Processing)

Use Macro As

Macro and Description	Macro Field	Seg.	Date	Amount	Reference
TCBDIS Itm Amt GL Cst Typ All -NegQty	TCBDIS			X	X
TCBDIS000 Itm Amt GL Cst Typ Bal -NegQty	TCBDIS			X	X
TCBDIS101 Itm Amt GL Cst Typ 101 -NegQty	TCBDIS			X	X
TCBDIS102 Itm Amt GL Cst Typ 102 -NegQty	TCBDIS			X	X
TCBDIS103 Itm Amt GL Cst Typ 103 -NegQty	TCBDIS			X	X
TCBDIS104 Itm Amt GL Cst Typ 104 -NegQty	TCBDIS			X	X
TCBDIS105 Itm Amt GL Cst Typ 105 -NegQty	TCBDIS			X	X
TCBDIS106 Itm Amt GL Cst Typ 106 -NegQty	TCBDIS			X	X
TCBDIS107 Itm Amt GL Cst Typ 107 -NegQty	TCBDIS			X	X

Use Macro As

Macro and Description	Macro Field	Seg.	Date	Amount	Reference
TCBDIS108 Itm Amt GL Cst Typ 108 -NegQty	TCBDIS			X	X
TCBDIS109 Itm Amt GL Cst Typ 109 -NegQty	TCBDIS			X	X
TCDBTI Item Amount G/L Cost Type All	TCDBTI			X	X
TCDBTI000 Item Amount G/L Cost Type Bal	TCDBTI			X	X
TCDBTI101 Item Amount G/L Cost Type 101	TCDBTI			X	X
TCDBTI102 Item Amount G/L Cost Type 102	TCDBTI			X	X
TCDBTI103 Item Amount G/L Cost Type 103	TCDBTI			X	X
TCDBTI104 Item Amount G/L Cost Type 104	TCDBTI			X	X
TCDBTI105 Item Amount G/L Cost Type 105	TCDBTI			X	X
TCDBTI106 Item Amount G/L Cost Type 106	TCDBTI			X	X
TCDBTI107 Item Amount G/L Cost Type 107	TCDBTI			X	X
TCDBTI108 Item Amount G/L Cost Type 108	TCDBTI			X	X
TCDBTI109 Item Amount G/L Cost Type 109	TCDBTI			X	X
TCGLCT G/L Cost Type	TCGLCT	X			X
<input checked="" type="checkbox"/> TCGLCTCOGS Cost of Goods by GL Cost Type	TCGLCT	X			X
<input checked="" type="checkbox"/> TCGLCTCON Contra Account by GL Cost Type	TCGLCT	X			X

Use Macro As

Macro and Description	Macro Field	Seg.	Date	Amount	Reference
<input checked="" type="checkbox"/> TCGLCTIAL Accrued Liab by GL Cost Type	TCGLCT	X			X
<input checked="" type="checkbox"/> TCGLCTINV Inventory Acct by GL Cost Type	TCGLCT	X			X
<input checked="" type="checkbox"/> TCGLCTRMA Rtn Mat Auth by GL Cost Type	TCGLCT	X			X
<input checked="" type="checkbox"/> TCGLCTSCON SO Contra Acct by GL Cost Type	TCGLCT	X			X
TCPBDIS PLVL Amt by Cst Typ All-NegQty	TCPBDIS			X	X
TCPBDIS000 PLVL Balance Amount - Neg Qty	TCPBDIS			X	X
TCPBDIS101 PLVL Amt by Cst Typ 101-NegQty	TCPBDIS			X	X
TCPBDIS102 PLVL Amt by Cst Typ 102-NegQty	TCPBDIS			X	X
TCPBDIS103 PLVL Amt by Cst Typ 103-NegQty	TCPBDIS			X	X
TCPBDIS104 PLVL Amt by Cst Typ 104-NegQty	TCPBDIS			X	X
TCPBDIS105 PLVL Amt by Cst Typ 105-NegQty	TCPBDIS			X	X
TCPBDIS106 PLVL Amt by Cst Typ 106-NegQty	TCPBDIS			X	X
TCPBDIS107 PLVL Amt by Cst Typ 107-NegQty	TCPBDIS			X	X

Use Macro As

Macro and Description	Macro Field	Seg.	Date	Amount	Reference
TCPBDIS108 PLVL Amt by Cst Typ 108- NegQty	TCPBDIS			X	X
TCPBDIS109 PLVL Amt by Cst Typ 109- NegQty	TCPBDIS			X	X
TCPDBTI PLVL Amount by Cost Type All	TCPDBTI			X	X
TCPDBTI000 Previous Level Balance Amount	TCPDBTI			X	X
TCPDBTI101 PLVL Amount by Cost Type 101	TCPDBTI			X	X
TCPDBTI102 PLVL Amount by Cost Type 102	TCPDBTI			X	X
TCPDBTI103 PLVL Amount by Cost Type 103	TCPDBTI			X	X
TCPDBTI104 PLVL Amount by Cost Type 104	TCPDBTI			X	X
TCPDBTI105 PLVL Amount by Cost Type 105	TCPDBTI			X	X
TCPDBTI106 PLVL Amount by Cost Type 106	TCPDBTI			X	X
TCPDBTI107 PLVL Amount by Cost Type 107	TCPDBTI			X	X
TCPDBTI108 PLVL Amount by Cost Type 108	TCPDBTI			X	X
TCPDBTI109 PLVL Amount by Cost Type 109	TCPDBTI			X	X
TCTBDIS TLVL Amt by Cst Typ All-NegQty	TCTBDIS			X	X
TCTBDIS000 TLVL Balance Amount - Neg Qty	TCTBDIS			X	X

Use Macro As

Macro and Description	Macro Field	Seg.	Date	Amount	Reference
TCTBDIS101 TLVL Amt by Cst Typ 101- NegQty	TCTBDIS			X	X
TCTBDIS102 TLVL Amt by Cst Typ 102- NegQty	TCTBDIS			X	X
TCTBDIS103 TLVL Amt by Cst Typ 103- NegQty	TCTBDIS			X	X
TCTBDIS104 TLVL Amt by Cst Typ 104- NegQty	TCTBDIS			X	X
TCTBDIS105 TLVL Amt by Cst Typ 105- NegQty	TCTBDIS			X	X
TCTBDIS106 TLVL Amt by Cst Typ 106- NegQty	TCTBDIS			X	X
TCTBDIS107 TLVL Amt by Cst Typ 107- NegQty	TCTBDIS			X	X
TCTBDIS108 TLVL Amt by Cst Typ 108- NegQty	TCTBDIS			X	X
TCTBDIS109 TLVL Amt by Cst Typ 109- NegQty	TCTBDIS			X	X
TCTDBTI TLVL Amount by Cost Type All	TCTDBTI			X	X
TCTDBTI000 This Level Balance Amount	TCTDBTI			X	X
TCTDBTI101 TLVL Amount by Cost Type 101	TCTDBT			X	X
TCTDBTI102 TLVL Amount by Cost Type 102	TCTDBT			X	X

Use Macro As

Macro and Description	Macro Field	Seg.	Date	Amount	Reference
TCTDBTI103 TLVL Amount by Cost Type 103	TCTDBT			X	X
TCTDBTI104 TLVL Amount by Cost Type 104	TCTDBT			X	X
TCTDBTI105 TLVL Amount by Cost Type 105	TCTDBT			X	X
TCTDBTI106 TLVL Amount by Cost Type 106	TCTDBT			X	X
TCTDBTI107 TLVL Amount by Cost Type 107	TCTDBT			X	X
TCTDBTI108 TLVL Amount by Cost Type 108	TCTDBT			X	X
TCTDBTI109 TLVL Amount by Cost Type 109	TCTDBT			X	X

ITH Transaction History

Subsystem Origin: IP (Inventory Processing)

Use Macro As

Macro and Description	Macro Field	Seg.	Date	Amount	Reference
PECSTITH Expected Cost	TQTY			X	X

Use Macro As

Macro and Description	Macro Field	Seg.	Date	Amount	Reference
PECSTITH A Expected Cost Debit	TQTY			X	X
PECSTITH B Expected Cost Credit	TQTY			X	X
TCLAS Item Class	TCLAS	X			X
TCOM Comment/Cust. PO	TCOM	X			X
THACST Actual Cost	THACST			X	
THADV N Advice Note Number	THADV N	X			X
THBDIS Item Amount (negative quantity)	THBDIS			X	X
THBDISB Item Amount (negative quantity) – Book Rate	THBDISB			X	X
THBDISC Item Amount (negative quantity)– Company Rate	THBDISC			X	X
THBDISW Item Amount (negative quantity) – Warehouse Company Rate	THBDISW			X	X
THCNTR Container	THCNTR	X			X
THCOM Commodity Code	THCOM	X			X
<input checked="" type="checkbox"/> THCOMALAC Accrued Liability Account	THCOM	X			
<input checked="" type="checkbox"/> THCOMALPC Accrued Liability Profit Center	THCOM	X			
<input checked="" type="checkbox"/> THCOMEXPAC Expense Account	THCOM	X			
<input checked="" type="checkbox"/> THCOMEXPPC Expense Profit Center	THCOM	X			

Use Macro As

Macro and Description	Macro Field	Seg.	Date	Amount	Reference
THCMT Comment	THCMT	X			X
THCRTC Commodity Amount	THCRTC			X	X
THCRTI Item Liability Amount for Receipt	THCRTI			X	X
THCRT1 Unmatched Receipts Amount 1	THCRT1			X	X
THCRT2 Unmatched Receipts Amount 2	THCRT2			X	X
THCRT3 Unmatched Receipts Amount 3	THCRT3			X	X
THCRT4 Unmatched Receipts Amount 4	THCRT4			X	X
THCRT5 Unmatched Receipts Amount 5	THCRT5			X	X
THDBLI Item Liability Amount for Return	THDBLI			X	X
THDBT1 Unmatched Return Amount 1	THDBT1			X	X
THDBT2 Unmatched Return Amount 2	THDBT2			X	X
THDBT3 Unmatched Return Amount 3	THDBT3			X	X
THDBT4 Unmatched Return Amount 4	THDBT4			X	X
THDBT5 Unmatched Return Amount 5	THDBT5			X	X
THDBTC Commodity Amount (negative qty)	THDBTC			X	X
THDBTI Item Amount	THDBTI			X	X
THDBTIB Item Amount – Book Rate	THBTIB			X	X

Use Macro As

Macro and Description	Macro Field	Seg.	Date	Amount	Reference
THDBTIC Item Amount – Company Rate	THBTIC			X	X
THDBTIW Item Amount – Warehouse Company Rate	THDBTIW			X	X
THMFGR Manufacturer Number	THMFGR	X			X
THMLOT Manufacturer Lot	THMLOT	X			X
THORD Shop Order	THORD				X
THRNO Receiver Ticket	THRNO				X
THTOWH Transfer to Warehouse	THTOWH	X			X
THTUM TRAN UNIT OF MEASURE	THTUM	X			X
THTOTW DWM Transaction Quantity	THTOTW			X	X
THUPI Pallet Number	THUPI	X			X
THWRKC Work Center	THWRKC	X			X
TLOCT Location	TLOCT	X			X
TLOT Lot Number	TLOT	X			X
TPROD Item Number	TPROD	X			X
TQTYCO Commodity Quantity	TQTYCO			X	X
TQTYIT Item Quantity	TQTYIT			X	X

Use Macro As

Macro and Description	Macro Field	Seg.	Date	Amount	Reference
TQTYRC Commodity Quantity Sign Reversed	TQTYRC			X	X
TQTYRV Item Quantity Sign Reversed	TQTYRV			X	X
TREF Order Number	TREF				X
TREFM Customer Number	TREFM	X			X
TRES Inventory Reason Code	TRES	X			X
TSCST Standard Cost	TSCST			X	X
TSDTE Requested Date	TSDTE		X		X
TTDTE Date	TTDTE		X		X
TVEND Vendor Number	TVEND	X			X
TWHS Warehouse	TWHS	X			X
TWTYIT DWM Transaction Quantity	THTOTW			X	
TWTYRV DWM Transaction Qty Rev Sign	THTOTW			X	
THSFBFINV Self Bill Flag + Item Type	THSFBF	X			X
THSFBFACL Self Bill Flag + Item Type	THSFBF	X			X
THSFBF Self Bill Flag	THSFBF	X			X
TYPERSCLAS Concatenated Virtual Macro	TYPERSCLAS	X			X

IWM Warehouse Master

Inquiry Server Program: IWM011
Subsystem Origin: IP (Inventory Proc.)

Use Macro As

Macro and Description	Macro Field	Seg.	Date	Amount	Reference
WMCOMP Warehouse Company	WMCOMP	X			X
WMFAC Warehouse Facility	WMFAC	X			X

RCM Customer Master

Inquiry Server Program: RCM011
Subsystem Origin: Shared

Use Macro As

Macro and Description	Macro Field	Seg.	Date	Amount	Reference
CCCUS A/R Customer Number	CCCUS	X			X
CCON Contact Name	CCON	X			X
CCOUN Customer Country Code	CCOUN	X			X
CCUST Customer Number	CCUST	X			X
CDEA1 Group Code 1	CDEA1	X			X
CDEA2 Group Code 2	CDEA2	X			X
CLOC Profit Center	CLOC	X			X
CMABC ABC Code	CMABC	X			X

Use Macro As

Macro and Description	Macro Field	Seg.	Date	Amount	Reference
CMDPFX Prefix Code	CMDPFX	X			X
CMFF01 User Defined Financial Field 1	CMFF01	X			X
CMFF02 User-defined Financial Field 2	CMFF02	X			X
CMFF03 User-defined Financial Field 3	CMFF03	X			X
CMFF04 User-defined Financial Field 4	CMFF04	X			X
CMFF05 User-defined Financial Field 5	CMFF05	X			X
CMFF06 User-defined Financial Field 6	CMFF06	X			X
CMFTXC Fiscal Tax Code	CMFTXC	X			X
CMPRNO Customer Registration Number	CMPRNO	X			X
CMPRCC Registration Country Code	CMPRCC	X			X
CMSIC SIC Code	CMSIC	X			X
CMSTTP Statement Type	CMSTTP	X			X
CNME Customer Name	CNME	X			X
CRDOL Credit Limit	CRDOL			X	X
CREF01 Group Sales Analysis	CREF01	X			X
<input checked="" type="checkbox"/> CREF01ARPC A/R Profit Center	CREF01	X			
CREF02 Group Sales Analysis	CREF02	X			X

Use Macro As

Macro and Description	Macro Field	Seg.	Date	Amount	Reference
<input checked="" type="checkbox"/> CREF02ARPC A/R Profit Center	CREF02	X			
CREF03 Group Sales Analysis	CREF03	X			X
<input checked="" type="checkbox"/> CREF03ARPC A/R Profit Center	CREF03	X			
CREF04 Group Sales Analysis	CREF04	X			X
<input checked="" type="checkbox"/> CREF04ARPC A/R Profit Center	CREF04	X			
CREF05 Group Sales Analysis	CREF05	X			X
<input checked="" type="checkbox"/> CREF05ARPC A/R Profit Center	CREF05	X			
CREG Region Code	CREG	X			X
CSAL Customer Salesperson	CSAL	X			X
CSTE State Code	CSTE	X			X
CTAX Customer Tax Code	CTAX	X			X
CTAXE Tax Report Bypass	CTAXE	X			X
CTXID Tax ID Name	CTXID	X			X
CTYPE Customer Type	CTYPE	X			X
<input checked="" type="checkbox"/> CTYPEBBAC Bill Back Accrual Account	CTYPE	X			
<input checked="" type="checkbox"/> CTYPEBBPC Bill Back Profit Center	CTYPE	X			
CWHSE Default Warehouse	CWHSE	X			X

Programs and Accounting Entries

The Programs and Accounting Entries section provides information about journal entry creation within the following subsystem job streams.

- CST910
- INV920

Note: Financial Model examples contain both Financial Macros and Advanced Financial Macros. Advanced Financial Macros are in italics.

Journal Entry Creation in CST910

You can use the Labor Ticket Journal Post (CST910) program to create journal entries from labor or overhead amounts posted to the Labor Ticket file (FLT). The following processes create journal entry transactions within CST910:

- Labor Ticket Post - Labor Amounts
- Labor Ticket Post - Overhead as a Percent of Labor Amounts
- Overhead Allocation - Period Overhead Expense

The journal entries created during each process are listed in the following table.

Transaction	Journal Entry Lines	
Labor Ticket Post (labor amounts)	Debit	Work in Process (WIP)
	Credit	Labor Absorption
Labor Ticket Post (overhead as a percent of labor amounts)	Debit	Work in Process (WIP)
	Credit	Overhead Absorption
Overhead Allocation	Debit	Work in Process (WIP)
	Credit	Period Overhead Absorption

Procedure for Labor Ticket Journal Posting

CST910 creates journal entries from labor tickets and overhead allocations. The system creates Labor Ticket File (FLT) records when you post Shop

Order Labor (SFC600, CIM530, and JIT600) and perform the update (SFC620, JIT620).

The Overhead Allocation program (CST510) updates individual labor tickets in the Labor Ticket file (FLT) based on the work center overhead allocation method selected (pieces produced or hours worked). You can create journal entries when the post labor tickets and allocate overhead processes are complete.

When CST910 executes, the system updates each labor ticket selected for journal entry creation in the Labor Ticket File (FLT) to indicate that the system created a journal entry for that ticket. This method prevents duplicate journal postings for a labor ticket. As a result, you must allocate overhead to labor tickets prior to running CST910.

To ensure accuracy of actual costs and general ledger updates, the period-end sequence for running cost programs is:

- Post all Labor Tickets and update (SFC620, and JIT620).
- Allocate Overhead to Labor Tickets (CST510).
- Generate Labor Ticket Journals (CST910).
- Run Shop Order Close and Actual Cost Update (CST900).

Financial Reason Codes CST910

A minimum of one reason code is required for CST910.

Reason Code	Description
LBRTK	Labor Ticket

Subsystems CST910

Define Subsystems in the following manner.

Program	Reason Code	Description	Event
CST910B	LBRTK	Labor Ticket Posting	LBRTICKET

Financial Event Classes and Financial Event Class Rules CST910

A minimum of one event is required for journal entries that are results of Cost Accounting transactions.

Event		Event Sequence	
LBRTICKET		Sequence 00010	
Description:	Labor Ticket Posting	Ledger:	User-defined
Event Origin:	Subsystem	Book:	Actual Dollars
Subsystem Origin:	Labor Tickets	Model:	LBRTICKET
		Journal Grouping:	Yes

Financial Models CST910

The following table provides information about the required model for labor ticket journal entries.

Model:	LBRTICKET
Description:	Labor Ticket Posting
Journal Source:	LT
Subsystem Origin:	Labor Tickets, LT

Line	Line Type	Account	Debit Macro	Credit Macro	Write Zero Amounts
010	Not a Gain or Loss Line	Work in Progress-Inventory Company: LT01CO Company Profit Center: <i>LT01WCPC</i> Costing Profit Center Account: User-defined	LT01L1 WC Labor Amount 1		No
020	Not a Gain or Loss Line	Labor Absorption Rate 1 Company: LT01CO Company Profit Center: <i>LT01WCPC</i> Costing Profit Center Account: User-defined		LT01L1 WC Labor Amount 1	No

Line	Line Type	Account	Debit Macro	Credit Macro	Write Zero Amounts
030	Not a Gain or Loss Line	Work in Progress-Inventory Company: LT01CO Company Profit Center: <i>LT01WCPC</i> Costing Profit Center Account: User-defined	LT01L2 WC Labor Amount 2		No
040	Not a Gain or Loss Line	Labor Absorption Rate 2 Company: LT01CO Company Profit Center: <i>LT01WCPC</i> Costing Profit Center Account: User-defined		LT01L2 WC Labor Amount 2	No
050	Not a Gain or Loss Line	Work in Progress-Inventory Company: LT01CO Company Profit Center: <i>LT01WCPC</i> Costing Profit Center Account: User-defined	LT01L3 WC Labor Amount 3		No
060	Not a Gain or Loss Line	Labor Absorption Rate 3 Company: LT01CO Company Profit Center: <i>LT01WCPC</i> Costing Profit Center Account: User-defined		LT01L3 WC Labor Amount 3	No
070	Not a Gain or Loss Line	Work in Progress-Inventory Company: LT01CO Company Profit Center: <i>LT01WCPC</i> Costing Profit Center Account: User-defined	LT01L4 WC Labor Amount 4		No

Line	Line Type	Account	Debit Macro	Credit Macro	Write Zero Amounts
080	Not a Gain or Loss Line	Labor Absorption Rate 4 Company: LT01CO Company Profit Center: <i>LT01WCPC</i> Costing Profit Center Account: User-defined		LT01L4 WC Labor Amount 4	No
090	Not a Gain or Loss Line	Work in Progress-Inventory Company: LT01CO Company Profit Center: <i>LT01WCPC</i> Costing Profit Center Account: User-defined	LT01O1 WC % Overhead 1		No
100	Not a Gain or Loss Line	Overhead Absorption as a percent of Labor Rate 1 Company: LT01CO Company Profit Center: <i>LT01WCPC</i> Costing Profit Center Account: User-defined		LT01O1 WC % Overhead 1	No
110	Not a Gain or Loss Line	Work in Progress-Inventory Company: LT01CO Company Profit Center: <i>LT01WCPC</i> Costing Profit Center Account: User-defined	LT01O2 WC % Overhead 2		No
120	Not a Gain or Loss Line	Overhead Absorption as a percent of Labor Rate 2 Company: LT01CO Company Profit Center: <i>LT01WCPC</i> Costing Profit Center Account: User-defined		LT01O2 WC % Overhead 2	No

Line	Line Type	Account	Debit Macro	Credit Macro	Write Zero Amounts
130	Not a Gain or Loss Line	Work in Progress-Inventory Company: LT01CO Company Profit Center: <i>LT01WCPC</i> Costing Profit Center Account: User-defined	LT01O3 WC % Overhead 3		No
140	Not a Gain or Loss Line	Overhead Absorption as a percent of Labor Rate 3 Company: LT01CO Company Profit Center: <i>LT01WCPC</i> Costing Profit Center Account: User-defined		LT01O3 WC % Overhead 3	No
150	Not a Gain or Loss Line	Work in Progress-Inventory Company: LT01CO Company Profit Center: <i>LT01WCPC</i> Costing Profit Center Account: User-defined	LT01O4 WC % Overhead 4		No
160	Not a Gain or Loss Line	Overhead Absorption as a percent of Labor Rate 4 Company: LT01CO Company Profit Center: <i>LT01WCPC</i> Costing Profit Center Account: User-defined		LT01O4 WC % Overhead 4	No
170	Not a Gain or Loss Line	Work in Progress-Inventory Company: LT01CO Company Profit Center: <i>LT01WCPC</i> Costing Profit Center Account: User-defined	LT01PO Period Overhead Amount		No

Line	Line Type	Account	Debit Macro	Credit Macro	Write Zero Amounts
180	Not a Gain or Loss Line	Period Overhead Absorption Company: LT01CO Company Profit Center: LT01WCPC Costing Profit Center Account: User-defined		LT01PO Period Overhead Amount	No

Journal Entry Creation in INV920

The following processes create journal entry transactions within INV920.

- Inventory Shipments or Drop Shipments
- Inventory Return Material Authorization
- Inventory Receipts (Purchase Order)
- Inventory Transfers
- Inventory Adjustments
- Inventory Receipt (Shop Order Completion)
- Inventory Issues to Shop Order

Information about the Transaction Code and Journal Entry Lines for these transactions is listed in the following table.

Transaction	Transaction Code	Journal Entry Lines	
Inventory Shipments	B	Debit Credit	Cost of Goods Sold Finished Goods Inventory
Inventory Return Material Authorization	RM	Debit Credit	Finished Goods Inventory Cost of Returns
Inventory Receipts (Purchase Order)	U, P, DS	Debit Credits	Raw Material Inventory Accrued Liabilities Unmatched receipts (for example, freight, duties)
Inventory Transfers Adjustments	T, W, H	Debit Credit	Inventory Contra-account (Inventory or Expense)

Transaction	Transaction Code	Journal Entry Lines	
Inventory Adjustments	A,Y,RD	Debit	Inventory
		Credit	Contra-account (Inventory or Expense)
Inventory Receipts (Shop Order Completion)	R, PR, =	Debit	Finished Goods Inventory
		Credit	Contra-account (Work-In-Process Inventory)
Inventory Issues to Shop Order	I, J, M, CI, CS	Debit	Contra-account (Work-In-Process Inventory or Expense)
		Credit	Raw Materials Inventory

Financial Reason Codes INV920

The following table provides information about the reason codes created through INV140 that are relevant to INV920.

Reason Code	Description
B 01	Shipments
B DS	Drop Shipment - Shipment
RM01	Returns(RMA)
U 01	PO Receipts to Stock
P 01	PO Inspection to Stock
DS01	Drop Shipment - Confirmation
= 01	Rcpts to F.G./Issues (via Shipment of Kit item or FAS order)
R 01	Receipts to F.G.
PR01	JIT Receipts
M 01	Multi Issues w/Receipt
I 01	Issues to Prodn - Single
J 01	Issues to Prodn - Multiple
CI01	JIT Issue
CS01	JIT Scrap
T 01	Inventory Transfer
W 01	WIP Transfer

Reason Code	Description
H 01	Resupply Order Receipt
A 01	Inventory Adjustments
RD01	Redesignate
Y 01	Cycle Count Adjustments

Subsystems INV920

Define Subsystems in the following manner.

Reason Code	Description	Subsystem Event
B(space)01, B(space)DS	Shipments	SHIPMENTS
RM01	Return Material Authorizations	RMAS
U(space)01, P(space)01, DS01	Receipts (Purchase Order)	RECEIPTSPO
T(space)01, W(space)01, H(space)01	Transfers	INVENTORY
A(space)01, Y(space)01, RD01	Adjustments	INVENTORY
R(space)01, PR01, =(space)01	Receipts (Shop Order Completion)	INVENTORY
I(space)01, J(space)01, M(space)01, CI01, CS01	Issues to Shop Order	INVENTORY

Note: All reason codes consist of four characters, a transaction code plus two characters as defined in Reason Code Maintenance (INV140). If a reason code is one character long (for example, B Shipment), add a space between the transaction and the user-defined reason code. For EGLi the reason codes have to be created in both EGLi (Financial Reason Codes) and in Infor LX Reason Code Maintenance (INV140).

Financial Event Classes and Financial Event Class Rules INV920

Journal entries resulting from inventory transactions require a minimum of four events.

Event		Event Sequence	
SHIPMENTS		Sequence 00010	
Description:	Shipments	Ledger:	User-defined
Event Origin:	Subsystem	Book:	Actual dollars
Subsystem Origin:	Inventory Processing (IP)	Model:	SHIPMENTS
		Journal Grouping:	Yes
RMAS		Sequence 00010	
Description:	Return Material Authorizations	Ledger:	User-defined
Event Origin:	Subsystem	Book:	Actual dollars
Subsystem Origin:	Inventory Processing (IP)	Model:	RMAS
		Journal Grouping:	Yes
RECEIPTSP0		Sequence 00010	
Description:	Receipts (Purchase Order)	Ledger:	User-defined
Event Origin:	Subsystem	Book:	Actual dollars
Subsystem Origin:	Inventory Processing (IP)	Model:	RECEIPTSP0
		Journal Grouping:	Yes
INVENTORY		Sequence 00010	
Description:	Shop Order Issues and Receipts, Transfers and Adjustments	Ledger:	User-defined
		Book:	Actual dollars
		Model:	INVENTORY
Event Origin:	Subsystem	Journal Grouping:	Yes
Subsystem Origin:	Inventory Processing (IP)		

Note: The Transaction History file (ITH) and Inventory Transaction Costing (ITC) store all inventory reductions as negative quantities. Some Inventory transactions involve positive and negative quantities. To prevent these quantities from creating negative journals during model resolution, pairs of amount macros are provided. These macros work together to resolve the correct amount. One macro resolves when the transaction quantity is positive and the other resolves when the transaction quantity is negative.

Financial Models INV920 Inventory Transactions Post to G/L

This section provides information about the following journal models created for INV920.

- SHIPMENTS
- SHIPTYPES
- SHIPLEVELS
- RMAS

- RMASTYPES
- RMASLEVELS
- RECEIPTSP0
- RECPTTYPES
- RECPTLEVEL
- INVENTORY
- INVENTTYPE
- INVENTLEVL

Model:	SHIPMENTS
Description	Shipments
Journal Source	IN
Subsystem Origin	Inventory Processing

Line	Line Type	Account	Debit Macro	Credit Macro	Statistics Macro	Write Zero Amounts
010	Not a Gain or Loss Line	Cost of Goods Sold Company: IP01CO Company Number from Warehouse Master Profit Center: CLOC Profit Center from Customer Master Account: <i>IP01CCOGS</i> Cost of Goods Sold based on Item Class from Item Master	THBDIS Item Amount	THDBTI Item Amount	TQTYRV Item Quantity - Sign Reversed	Yes

Line	Line Type	Account	Debit Macro	Credit Macro	Statistics Macro	Write Zero Amounts
020	Not a Gain or Loss Line	Finished Goods Inventory Company: IP01CO Company Number from Warehouse Master Profit LMPRF Center: Location Profit Center from Location Master Account: <i>IP01TCINV</i> Inventory Account based on Item Type from Item Master	THDBTI Item Amount	THBDIS Item Amount	TQTYIT Item Quantity	Yes

Model:	SHIPTYPES
Description	Shipments by G/L Cost Types
Journal Source	IN
Subsystem Origin	Inventory Processing

Line	Line Type	Account	Debit Macro	Credit Macro	Statistics Macro	Write Zero Amounts
010	Not a Gain or Loss Line	Cost of Goods Sold – G/L Cost Type 100 Company: IP01CO Company Number from Warehouse Master Profit Center: CLOC Profit Center from Customer Master Account: <i>TCGLCTCOGS</i> Cost of Goods Sold based on G/L Cost Type	TCBDIS Item Amount G/L Cost Type 100 (All)	TCDBTI Item Amount G/L Cost Type 100 (All)	TQTYRV Item Quantity - Sign Reversed	Yes
020	Not a Gain or Loss Line	Finished Goods Inventory – G/L Cost Type 100 Company: IP01CO Company Number from Warehouse Master Profit Center: LMPRF Location Profit Center from Location Master Account: <i>TCGLCTINV</i> Inventory Account based on G/L Cost Type	TCDBTI Item Amount G/L Cost Type 100 (All)	TCBDIS Item Amount G/L Cost Type 100 (All)	TQTYIT Item Quantity	Yes

Model:	SHIPLEVELS
Description	Shipmnts by level in Cost Type
Journal Source	IN
Subsystem Origin	Inventory Processing

Line	Line Type	Account	Debit Macro	Credit Macro	Statistics Macro	Write Zero Amounts
010	Not a Gain or Loss Line	Cost of Goods Sold – This level G/L Cost Type 100 Company: IP01CO Company Number from Warehouse Master Profit Center: LMPRF Profit Center from Customer Master Account: TCGLCTCOGS Cost of Goods Sold based on This Level G/L Cost Type	TCTBDIS Item Amount This level G/L Cost Type 100 (All)	TCTDBTI Item Amount This level G/L Cost Type 100 (All)	TQTYRV Item Quantity - Sign Reversed	Yes
020	Not a Gain or Loss Line	Cost of Goods Sold – Previous level G/L Cost Type 100 Company: IP01CO Company Number from Warehouse Master Profit Center: LMPRF Profit Center from Customer Master Account: TCGLCTCOGS Cost of Goods Sold based on Previous Level G/L Cost Type	TCPBDIS Item Amount Previous level G/L Cost Type 100 (All)	TCPDBTI Item Amount Previous level G/L Cost Type 100 (All)		Yes

Line	Line Type	Account	Debit Macro	Credit Macro	Statistics Macro	Write Zero Amounts
030	Not a Gain or Loss Line	<p>Finished Goods Inventory – This level G/L Cost Type 100</p> <p>Company: IP01CO Company Number from Warehouse Master</p> <p>Profit Center: CLOC Location Profit Center from Location Master</p> <p>Account: <i>TCGLCTINV</i> Inventory Account based on this level G/L Cost Type</p>	TCTDBTI Item Amount This level G/L Cost Type 100 (All)	TCTBDIS Item Amount This level G/L Cost Type 100 (All)	TQTYIT Item Quantity	Yes
040	Not a Gain or Loss Line	<p>Finished Goods Inventory – Previous level G/L Cost Type 100</p> <p>Company: IP01CO Company Number from Warehouse Master</p> <p>Profit Center: CLOC Location Profit Center from Location Master</p> <p>Account: <i>TCGLCTINV</i> Inventory Account based on previous level G/L Cost Type</p>	TCPDBTI Item Amount Previous level G/L Cost Type 100 (All)	TCPBDIS Item Amount Previous level G/L Cost Type 100 (All)		Yes

Model:	RMAS
Description:	RMA Receipts
Journal Source:	IN
Subsystem Origin:	Inventory Processing

Line	Line Type	Account	Debit Macro	Credit Macro	Statistics Macro	Write Zero Amounts
010	Not a Gain or Loss Line	Cost of Returns Company: IP01CO Company Number from Warehouse Master Profit Center: CLOC Profit Center from Customer Master Account: <i>IP01ICRMA</i> Return Material Authorization Account based on Item Class from Item Master	THBDIS Item Amount	THDBTI Item Amount	TQTYRV Item Quantity - Sign Reversed	Yes
020	Not a Gain or Loss Line	Finished Goods Inventory Company: IP01CO Company Number from Warehouse Master Profit Center: LMPRF Location Profit from Location Master Account: <i>IP01TCINV</i> Inventory Account based on Item Type from Item Master	THDBTI Item Amount	THBDIS Item Amount	TQTYIT Item Quantity	Yes

Model:	RMASTYPES
Description:	RMA Receipts by GL Cost Type
Journal Source:	IN
Subsystem Origin:	Inventory Processing

Line	Line Type	Account	Debit Macro	Credit Macro	Statistics Macro	Write Zero Amounts
010	Not a Gain or Loss Line	Cost of Returns – G/L Cost Type 100 Company: IP01CO Company Number from Warehouse Master Profit Center: CLOC Profit Center from Customer Master Account: TCGLCTRMA Return Material Authorization Account based on GL Cost Type	TCBDIS Item Amount G/L Cost Type 100 (All)	TCDBTI Item Amount G/L Cost Type 100 (All)	TQTYRV Item Quantity - Sign Reversed	Yes
020	Not a Gain or Loss Line	Finished Goods Inventory – G/L Cost Type 100 Company: IP01CO Company Number from Warehouse Master Profit Center: LMPRF Location Profit from Location Master Account: IP01TCINV Inventory Account based on GL Cost Type	TCDBTI Item Amount G/L Cost Type 100 (All)	TCBDIS Item Amount G/L Cost Type 100 (All)	TQTYIT Item Quantity	Yes

Model:	RMASLEVELS
Description:	RMA Rcpt by level in Cost Type
Journal Source:	IN
Subsystem Origin:	Inventory Processing

Line	Line Type	Account	Debit Macro	Credit Macro	Statistics Macro	Write Zero Amounts
010	Not a Gain or Loss Line	Cost of Returns – This level G/L Cost Type 100 Company: IP01CO Company Number from Warehouse Master Profit Center: CLOC Profit Center from Customer Master Account: TCGLCTRMA Return Material Authorization Account based on this level GL Cost Type	TCTBDIS Item Amount This level G/L Cost Type 100 (All)	TCTDBTI Item Amount This level G/L Cost Type 100 (All)	TQTYRV Item Quantity - Sign Reversed	Yes
020	Not a Gain or Loss Line	Cost of Returns – Previous level G/L Cost Type 100 Company: IP01CO Company Number from Warehouse Master Profit Center: CLOC Profit Center from Customer Master Account: TCGLCTRMA Return Material Authorization Account based on previous level GL Cost Type	TCPBDIS Item Amount Previous level G/L Cost Type 100 (All)	TCPDBTI Item Amount Previous level G/L Cost Type 100 (All)	TQTYRV Item Quantity - Sign Reversed	Yes
030	Not a Gain or	Finished Goods Inventory – This level G/L Cost Type 100	TCTDBTI Item	TCTBDIS Item	TQTYIT Item	Yes

Line	Line Type	Account	Debit Macro	Credit Macro	Statistics Macro	Write Zero Amounts
	Loss Line	Company: IP01CO Company Number from Warehouse Master Profit Center: LMPRF Location Profit from Location Master Account: <i>TCGLCTINV</i> Inventory Account based on this level from GL Cost Type	Amount This level G/L Cost Type 100 (All)	Amount This level G/L Cost Type 100 (All)	Quantity	
040	Not a Gain or Loss Line	Finished Goods Inventory – Previous level G/L Cost Type 100 Company: IP01CO Company Number from Warehouse Master Profit Center: LMPRF Location Profit from Location Master Account: <i>TCGLCTINV</i> Inventory Account based on previous level GL Cost Type	TCPDBTI Item Amount Previous level G/L Cost Type 100 (All)	TCPBDIS Item Amount Previous level G/L Cost Type 100 (All)		Yes

Model:	RECEIPTSPO
Description:	Purchase Order Receipts
Journal Source:	IN
Subsystem Origin:	Inventory Processing

Line	Line Type	Account	Debit Macro	Credit Macro	Statistics Macro	Write Zero Amounts
010	Not a Gain or Loss Line	Inventory Company: IP01CO Company Number from Warehouse Master Profit Center: LMPRF Location Profit Center from Location Master Account: <i>IP01TCINV</i> Inventory Account based on Item Type from Item Master	THDBTI Item Amount	THBDIS Item Amount	TQTYIT Item Quantity	No

Line	Line Type	Account	Debit Macro	Credit Macro	Statistics Macro	Write Zero Amounts
020	Not a Gain or Loss Line	<p>Item Accrued Liability</p> <p>Company: IP01CO Company Number from Warehouse Master</p> <p>Profit Center: VTYPE1LPC Profit Center based on Vendor Type from Vendor Master</p> <p>Account: IP01ICIAL Item Accrued Liability based on Item Class from Item Master</p>	THDBLI Item Liability Amount for Return	THCRT1 Item Liability Amount for Receipt		No
030	Not a Gain or Loss Line	<p>Unmatched Receipts Accrual 1</p> <p>Company: IP01CO Company Number from Warehouse record</p> <p>Profit Center: ICALC1 Unmatched Receipts 1 Profit Center from Item Class record</p> <p>Account: IP01ICUR1 Unmatched Receipt 1 based on Item Class from Item Master</p>	THDBT1 Unmatched Returns Amount 1	THCRT1 Unmatched Receipts Amount 1		No

Line	Line Type	Account	Debit Macro	Credit Macro	Statistics Macro	Write Zero Amounts
040	Not a Gain or Loss Line	Unmatched Receipts Accrual 2 Company: IP01CO Company Number Profit Center: ICALC2 Unmatched Receipts 2 Profit Center from Item Class record Account: IP01ICUR2 Unmatched Receipt 2 based on Item Class from Item Master	THDBT2 Unmatched Returns Amount 2	THCRT2 Unmatched Receipts Amount 2		No
050	Not a Gain or Loss Line	Unmatched Receipts Accrual 3 Company: IP01CO Company Number from Warehouse Master Profit Center: ICALC3 Unmatched Receipts 3 Profit Center from Item Class record Account: IP01ICUR3 Unmatched Receipt 3 based on Item Class from Item Master	THDBT3 Unmatched Returns Amount 3	THCRT3 Unmatched Receipts Amount 3		No

Line	Line Type	Account	Debit Macro	Credit Macro	Statistics Macro	Write Zero Amounts
060	Not a Gain or Loss Line	Unmatched Receipts Accrual 4 Company: IP01CO Company Number from Warehouse Master Profit Center: ICALC4 Unmatched Receipts 4 Profit Center from Item Class record Account: <i>IP01CUR4</i> Unmatched Receipt 4 based on Item Class from Item Master	THDBT4 Unmatched Returns Amount 4	THCRT4 Unmatched Receipts Amount 4		No
070	Not a Gain or Loss Line	Unmatched Receipts Accrual 5 Company: IP01CO Company Number from Warehouse Master Profit Center: ICALC5 Unmatched Receipts 5 Profit Center from Item Class record Account: <i>IP01CUR5</i> Unmatched Receipt 5 based on Item Class from Item Master	THDBT5 Unmatched Returns Amount 5	THCRT5 Unmatched Receipts Amount 5		No

Line	Line Type	Account	Debit Macro	Credit Macro	Statistics Macro	Write Zero Amounts
090	Not a Gain or Loss Line	Commodity Expense or Asset Company: IP01CO Company Number from Warehouse Master Profit Center: <i>THCOMEXPPC</i> Expense Profit Center based on Commodity Code from the Inventory Transaction History Account: <i>THCOMEXPAC</i> Expense Account based on Commodity Code from the Inventory Transaction History	THCRTC Commodity Amount	THDBTC Commodity Amount	TQTYCO Commodity Quantity	No

Line	Line Type	Account	Debit Macro	Credit Macro	Statistics Macro	Write Zero Amounts
100	Not a Gain or Loss Line	Commodity Accrued Liability Company: IP01CO Company Number from Warehouse Master Profit Center: <i>THCOMALPC</i> Accrued Liability Profit Center based on Commodity Code from the Inventory Transaction History Account: <i>THCOMALAC</i> Accrued Liability Account based on Commodity Code from the Inventory Transaction History	THDBTC Commodity Amount	THCRTC Commodity Amount		No

Model:	RECPTTYPES
Description:	PO Receipts by GL Cost Types
Journal Source:	IN
Subsystem Origin:	Inventory Processing

Line	Line Type	Account	Debit Macro	Credit Macro	Statistics Macro	Write Zero Amounts
010	Not a Gain or Loss Line	Inventory - G/L Cost Type 100 Company: IP01CO Company Number from Warehouse Master Profit Center: LMPRF Location Profit Center from Location Master Account: TCGLCTINV Inventory Account based on GL Cost Type	TCDBTI Item Amount G/L Cost Type 100 (All)	TCBDIS Item Amount G/L Cost Type 100 (All)	TQTYIT Item Quantity	No

Line	Line Type	Account	Debit Macro	Credit Macro	Statistics Macro	Write Zero Amounts
020	Not a Gain or Loss Line	Item Accrued Liability - G/L Cost Type 100 Company: IP01CO Company Number from Warehouse Master Profit Center: VTYPE1LPC Profit Center based on Vendor Type from Vendor Master Account: TCGLCTIAL Item Accrued Liability based on GL Cost Type	TCBDIS Item Liability Amount G/L Cost Type 100 (All)	TCDBTI Item Liability Amount G/L Cost Type 100 (All)		No

Line	Line Type	Account	Debit Macro	Credit Macro	Statistics Macro	Write Zero Amounts
030	Not a Gain or Loss Line	Commodity Expense or Asset Company: IP01CO Company Number from Warehouse Master Profit Center: <i>THCOMEXPPC</i> Expense Profit Center based on Commodity Code from the Inventory Transaction History Account: <i>THCOMEXPAC</i> Expense Account based on Commodity Code from the Inventory Transaction History	THCRTC Commodity Amount	THDBTC Commodity Amount	TQTYCO Commodity Quantity	No

Line	Line Type	Account	Debit Macro	Credit Macro	Statistics Macro	Write Zero Amounts
040	Not a Gain or Loss Line	Commodity Accrued Liability Company: IP01CO Company Number from Warehouse Master Profit Center: <i>THCOMALPC</i> Accrued Liability Profit Center based on Commodity Code from the Inventory Transaction History Account: <i>THCOMALAC</i> Accrued Liability Account based on Commodity Code from the Inventory Transaction History	THDBTC Commodity Amount	THCRTC Commodity Amount		No

Model:	RECPTLEVEL
Description:	PO Recpts by level in Cost Typ
Journal Source:	IN
Subsystem Origin:	Inventory Processing

Line	Line Type	Account	Debit Macro	Credit Macro	Statistics Macro	Write Zero Amounts
010	Not a Gain or Loss Line	Inventory – This level G/L Cost Type 100 Company: IP01CO Company Number from Warehouse Master Profit Center: LMPRF Location Profit Center from Location Master Account: TCGLCTINV Inventory Account based on this level GL Cost Type	TCTDBTI Item Amount This level G/L Cost Type 100 (All)	TCTBDIS Item Amount This level G/L Cost Type 100 (All)	TQTYIT Item Quantity	No
020	Not a Gain or Loss Line	Inventory - Previous level G/L Cost Type 100 Company: IP01CO Company Number from Warehouse Master Profit Center: LMPRF Location Profit Center from Location Master Account: TCGLCTINV Inventory	TCPDBTI Item Amount Previous level G/L Cost Type 100 (All)	TCPBDIS Item Amount Previous level G/L Cost Type 100 (All)		No

Line	Line Type	Account	Debit Macro	Credit Macro	Statistics Macro	Write Zero Amounts
		Account based on previous level GL Cost Type				
030	Not a Gain or Loss Line	<p>Item Accrued Liability - This level G/L Cost Type 100</p> <p>Company: IP01CO Company Number from Warehouse Master</p> <p>Profit Center: <i>VTYPE1LPC</i> Profit Center based on Vendor Type from Vendor Master</p> <p>Account: <i>TCGLCTIAL</i> Item Accrued Liability based on this level GL Cost Type</p>	TCTBDIS Item Liability Amount This level G/L Cost Type 100 (All)	TCTDBTI Item Liability Amount This level G/L Cost Type 100 (All)		No
040	Not a Gain or Loss Line	<p>Item Accrued Liability – Previous level G/L Cost Type 100</p> <p>Company: IP01CO Company Number from Warehouse Master</p> <p>Profit Center: <i>VTYPE1LPC</i> Profit Center based on Vendor Type from Vendor Master</p> <p>Account: <i>TCGLCTIAL</i> Item Accrued Liability based</p>	TCPBDIS Item Liability Amount Previous level G/L Cost Type 100 (All)	TCPDBTI Item Liability Amount Previous level G/L Cost Type 100 (All)		No

Line	Line Type	Account	Debit Macro	Credit Macro	Statistics Macro	Write Zero Amounts
		on previous level GL Cost Type				
050	Not a Gain or Loss Line	Commodity Expense or Asset Company: IP01CO Company Number from Warehouse Master Profit Center: THCOMEXPPC Expense Profit Center based on Commodity Code from the Inventory Transaction History Account: THCOMEXPAC Expense Account based on Commodity Code from the Inventory Transaction History	THCRTC Commodity Amount	THDBTC Commodity Amount	TQTYCO Commodity Quantity	No

Line	Line Type	Account	Debit Macro	Credit Macro	Statistics Macro	Write Zero Amounts
060	Not a Gain or Loss Line	Commodity Accrued Liability Company: IP01CO Company Number from Warehouse Master Profit Center: <i>THCOMALPC</i> Accrued Liability Profit Center based on Commodity Code from the Inventory Transaction History Account: <i>THCOMALAC</i> Accrued Liability Account based on Commodity Code from the Inventory Transaction History	THDBTC Commodity Amount	THCRTC Commodity Amount		No

Model:	INVENTORY
Description:	Shop Order Issues and Receipts, Transfers and Adjustments
Journal Source:	IN
Subsystem Origin:	Inventory Processing

Line	Line Type	Account	Debit Macro	Credit Macro	Statistics Macro	Write Zero Amounts
010	Not a Gain or Loss Line	Inventory Company: IP01CO Company Number from Warehouse Master Profit Center: LMPRF Location Profit Center from Location Master Account: <i>IP01TCINV</i> Inventory Account based on Item Type from Item Master	THDBTI Item Amount	THBDIS Item Amount	TQTYIT Item Quantity	Yes
020	Not a Gain or Loss Line	In-Transit Inventory or Work-In- Process Inventory Company: IP01CO Company Number from Warehouse Master Profit Center: LMPRF Location Profit Center from Location Master Account: <i>IP01TTCON</i> In-Transit Account or WIP Account based on Transaction Type from Inventory Transaction History	THBDIS Item Amount	THDBTI Item Amount	TQTYRV Item Quantity - Sign Reversed	Yes

Model:	INVENTTYPE
Description:	Shop Order Issues and Receipts, Transfers and Adjustments by GL Cost Type
Journal Source:	IN
Subsystem Origin:	Inventory Processing

Line	Line Type	Account	Debit Macro	Credit Macro	Statistics Macro	Write Zero Amounts
010	Not a Gain or Loss Line	Inventory - G/L Cost Type 100 Company: IP01CO Company Number from Warehouse Master Profit Center: LMPRF Location Profit Center from Location Master Account: <i>TCGLCTINV</i> Inventory Account based on GL Cost Type	TCDBTI Item Amount G/L Cost Type 100 (All)	TCBDIS Item Amount G/L Cost Type 100 (All)	TQTYIT Item Quantity	Yes
020	Not a Gain or Loss Line	In-Transit Inventory or Work-In- Process Inventory - G/L Cost Type 100 Company: IP01CO Company Number from Warehouse Master Profit Center: LMPRF Location Profit Center from Location Master Account: <i>TCGLCTSCON</i> In-Transit Account or WIP Account based on GL Cost Type	TCBDIS Item Amount G/L Cost Type 100 (All)	TCDBTI Item Amount G/L Cost Type 100 (All)	TQTYRV Item Quantity - Sign Reversed	Yes

Model:	INVENTLEVL
Description:	Shop Order Issues and Receipts, Transfers and Adjustments by This and Previous level in GL cost type
Journal Source:	IN
Subsystem Origin:	Inventory Processing

Line	Line Type	Account	Debit Macro	Credit Macro	Statistics Macro	Write Zero Amounts
010	Not a Gain or Loss Line	Inventory – This level in G/L Cost Type 100 Company: IP01CO Company Number from Warehouse Master Profit Center: LMPRF Location Profit Center from Location Master Account: <i>TCGLCTINV</i> Inventory Account based on this level in GL Cost Type	TCTDBTI Item Amount - This level in G/L Cost Cost Type 100 (All)	TCTBDIS Item Amount – This level in G/L Cost Type 100 (All)	TQTYIT Item Quantity	Yes
020	Not a Gain or Loss Line	Inventory – Previous level G/L Cost Type 100 Company: IP01CO Company Number from Warehouse Master Profit Center: LMPRF Location Profit Center from Location Master	TCPDBTI Item Amount - Previous level G/L Cost Type 100 (All)	TCPBDIS Item Amount Previous level G/L Cost Type 100 (All)		Yes

Line	Line Type	Account	Debit Macro	Credit Macro	Statistics Macro	Write Zero Amounts
		Account: <i>TCGLCTINV</i> Inventory Account based on previous level GL Cost Type				
030	Not a Gain or Loss Line	In-Transit Inventory or Work-In- Process Inventory – This Level G/L Cost Type 100 Company: IP01CO Company Number from Warehouse Master Profit Center: LMPRF Location Profit Center from Location Master Account: <i>TCGLCTSCON</i> In-Transit Account or WIP Account based on this level GL Cost Type	TCTBDIS Item Amount This level G/L Cost Type 100 (All)	TCTDBTI Item Amount This level G/L Cost Type 100 (All)	TQTYRV Item Quantity - Sign Reversed	Yes
040	Not a Gain or Loss Line	In-Transit Inventory or Work-In- Process Inventory – Previous Level G/L Cost Type 100 Company: IP01CO Company Number from Warehouse Master Profit Center: LMPRF Location Profit Center from Location Master Account: <i>TCGLCTSCON</i> In-Transit Account or WIP Account based on previous level GL Cost Type	TCPBDIS Item Amount Previous level G/L Cost Type 100 (All)	TCPDBTI Item Amount Previous level G/L Cost Type 100 (All)	TQTYRV Item Quantity - Sign Reversed	Yes

Notes

Chapter 6 BTP, Manual Subsystem Journals, Fixed Assets

6

This chapter covers Batch Transaction Processing (BTP), Manual Subsystem Journals, and Fixed Assets. The chapter consists of the following topics:

Topic	Page
Macro Availability	6-2
Programs and Accounting Entries	6-10

Macro Availability

The following tables list the BTP, Manual Subsystem Journals, and Fixed Assets macros that are available in Infor ERP LX. The Macros file is shipped complete with all available macros created.

File	Description	Batch Processing CLD500	Manual Subsystem Journal CLD600D	Fixed Assets CLD500
GBH	Batch Header	X	X	X
GBL	Batch Line Detail	X	X	X

WARNING! Do not use certain combinations of macros on a single model line. Debit and credit macros on a model line must have a unique relationship with each macro on the line that resolves to a single database record.

For example, if the amount macro is from the GBH file, the model line should not use any macros for the GBL file for the segment, reference, or analysis fields. Because there is not a unique key from the GBH file to a single GBL record, the GBL macro will not resolve correctly.

GBH Batch Header File

Parameter List: ZTP01M
Subsystem Origin BT (Batch Transaction)

Use Macro As

Field Description	Field Type & Length	Field Name	Seg.	Date	Amount	Reference
BHAMT1 Amount Field 1	P 15	BHAMT1			X	X
BHAMT2 Amount Field 2	P 15	BHAMT2			X	X
BHAMT3 Amount Field 3	P 15	BHAMT3			X	X
BHAMT4 Amount Field 4	P 15	BHAMT4			X	X

Use Macro As

Field Description	Field Type & Length	Field Name	Seg.	Date	Amount	Reference
BHAMT5 Amount Field 5	P 15	BHAMT5			X	X
BHAMT6 Amount Field 6	P 15	BHAMT6			X	X
BHBCUR Base Currency	A	BHBCUR	X			X
BHCO Company	P 2	BHCO	X			X
BHCRAT Total Credit Transaction	P 15	BHCRAT			X	X
BHCURR Transaction Currency	A	BHCURR	X			X
BHDATE Date	P 8	BHDATE		X		X
BHDRAT Total Debit Transaction	P 15	BHDRAT			X	X
BHEVNT Event Name	A	BHEVNT				X
BHID Record ID	A	BHID				X
BHJDAT Journal Date	P 8	BHJDAT		X		X
BHLDES Description	A	BHLDES				X
BHLOCK Locked By	P 10	BHLOCK				X
BHODAT Original Document Date	P 8	BHODAT		X		X
BHORTE Original Exchange Rate	P 15	BHORTE				X
BHPGM Subsystem Program Name	A	BHPGM				X

Use Macro As

Field Description	Field Type & Length	Field Name	Seg.	Date	Amount	Reference
BHRATE Transaction Exchange Rate	P 15	BHRATE				X
BHREAS Reason Code	A	BHREAS				X
BHRTYP Rate Type	A	BHRTYP				X
BHSEQ Subsystem Sequence	P 10	BHSEQ				X
BHSTAT Status 0=Unproc, 1=Proc	P 1	BHSTAT				X
BHTIME Time	P 6	BHTIME				X
BHTOLN Total Lines	P 7	BHTOLN				X
BHTOST Total Statistics	P 15	BHTOST			X	X
BHUDT1 User Defined Date 1	P 8	BHUDT1		X		X
BHUDT2 User Defined Date 2	P 8	BHUDT2		X		X
BHUS01 User Defined Field 1	A	BHUS01	X			X
BHUS02 User Defined Field 2	A	BHUS02	X			X
BHUS03 User Defined Field 3	A	BHUS03	X			X
BHUS04 User Defined Field 4	A	BHUS04	X			X
BHUS05 User Defined Field 5	A	BHUS05	X			X
BHUS06 User Defined Field 6	A	BHUS06	X			X

Use Macro As

Field Description	Field Type & Length	Field Name	Seg.	Date	Amount	Reference
BHUS07 User Defined Field 7	A	BHUS07	X			X
BHUS08 User Defined Field 8	A	BHUS08	X			X
BHUS09 User Defined Field 9	A	BHUS09	X			X
BHUS10 User Defined Field 10	A	BHUS10	X			X
BHUS11 User Defined Field 11	A	BHUS11	X			X
BHUS12 User Defined Field 12	A	BHUS12	X			X
BHUS13 User Defined Field 13	A	BHUS13	X			X
BHUS14 User Defined Field 14	A	BHUS14	X			X
BHUSER User	A	BHUSER				X

GBL Batch Line Detail File

**Parameter List: GBL011
Subsystem Origin BT (Batch Transaction)**

Use Macro As

Field Description	Field Type & Length	Field Name	Seg.	Date	Amount	Reference
BLAF01 Amount Field 1	P 15	BLAF01			X	X
BLAF02 Amount Field 2	P 15	BLAF02			X	X
BLAF03 Amount Field 3	P 15	BLAF03			X	X

Use Macro As

Field Description	Field Type & Length	Field Name	Seg.	Date	Amount	Reference
BLAF04 Amount Field 4	P 15	BLAF04			X	X
BLAF05 Amount Field 5	P 15	BLAF05			X	X
BLAF06 Amount Field 6	P 15	BLAF06			X	X
BLAF07 Amount Field 7	P 15	BLAF07			X	X
BLAF08 Amount Field 8	P 15	BLAF08			X	X
BLAF09 Amount Field 9	P 15	BLAF09			X	X
BLAF10 Amount Field 10	P 15	BLAF10			X	X
BLANB1 Analysis Field 1	A	BLANB1				X
BLANB2 Analysis Field 2	A	BLANB2				X
BLANB3 Analysis Field 3	A	BLANB3				X
BLANB4 Analysis Field 4	A	BLANB4				X
BLANB5 Analysis Field 5	A	BLANB5				X
BLANB6 Analysis Field 6	A	BLANB6				X
BLAND1 Analysis Date 1	P 8	BLAND1		X		X
BLAND2 Analysis Date 2	P 8	BLAND2		X		X
BLANN1 Analysis Number 1	P 15	BLANN1			X	X
BLANN2 Analysis Number 2	P 15	BLANN2			X	X

Use Macro As

Field Description	Field Type & Field Name Length	Field Name	Seg.	Date	Amount	Reference
BLCRAT Line Credit Transaction	P 15	BLCRAT			X	X
BLDATE Date	P 8	BLDATE		X		X
BLDDAT Document Reference Date	P 8	BLDDAT		X		X
BLDRAT Line Debit Transaction	P 15	BLDRAT			X	X
BLDREF Document Reference	A	BLDREF	X			X
BLID Record ID	A	BLID				X
BLJRF1 Reference 1	A	BLJRF1				X
BLJRF2 Reference 2	A	BLJRF2				X
BLLDES Line Description	A	BLLDES				X
BLLNUM Transaction Line Number	P 7	BLLNUM				X
BLLOCK Locked By	P 10	BLLOCK				X
BLLTYP Line Type	P 3	BLLTYP				X
BLPGM Subsystem Program Name	A	BLPGM				X
BLREAS Reason Code	A	BLREAS				X
BLSEQ Subsystem Sequence	P 10	BLSEQ				X

Use Macro As

Field Description	Field Type & Length	Field Name	Seg.	Date	Amount	Reference
BLSTAT Status 0=Unproc 1=Proc	P 1	BLSTAT				X
BLSTT1 Statistics Field 1	P 15	BLSTT1			X	X
BLSTT2 Statistics Field 2	P 15	BLSTT2			X	X
BLSTT3 Statistics Field 3	P 15	BLSTT3			X	X
BLTIME Time	P 6	BLTIME	X			X
BLUS01 User Defined Field 1	A	BLUS01	X			X
BLUS02 User Defined Field 2	A	BLUS02	X			X
BLUS03 User Defined Field 3	A	BLUS03	X			X
BLUS04 User Defined Field 4	A	BLUS04	X			X
BLUS05 User Defined Field 5	A	BLUS05	X			X
BLUS06 User Defined Field 6	A	BLUS06	X			X
BLUS07 User Defined Field 7	A	BLUS07	X			X
BLUS08 User Defined Field 8	A	BLUS08	X			X
BLUS09 User Defined Field 9	A	BLUS09	X			X
BLUS10 User Defined Field 10	A	BLUS10	X			X
BLUS11 User Defined Field 11	A	BLUS11	X			X

Use Macro As

Field Description	Field Type & Length	Field Name	Seg.	Date	Amount	Reference
BLUS12 User Defined Field 12	A	BLUS12	X			X
BLUS13 User Defined Field 13	A	BLUS13	X			X
BLUS14 User Defined Field 14	A	BLUS14	X			X
BLUSER User	A	BLUSER				X

Programs and Accounting Entries

The program and accounting entries section provides information about journal entry creation within the following subsystem jobstreams.

- Batch Transaction Processing (via CLD501)
- Fixed Assets (via CLD501)
- CLD600D (via CLD501)

Note: Fixed Asset Transactions and Batch Transaction Processing are executed via CLD501. The macro events process is not available for this subsystem.

Journal Entry Creation in Batch Transaction Processing CLD501

Process	Journal Entry Lines	Description
Manual Entry Data	Debits Credits	Expense, Asset Liabilities, Income, Equity
3rd Party Population	Debits Credits	Expense, Asset Liabilities, Income, Equity

GL Reason Codes

A reason code is not required for CLD600D, so you can directly enter an event in CLD600D.

Subsystem Event Determination

Define Subsystem Event Determination as follows:

Program	Description	Description	Event
CLD600D	Manual Subsystem Journal	Manual Subsystem	MANSUBS

Events and Event Sequences CLD600D

A minimum of the event is required for journal entries.

Event		Event Sequence	
MANSUBS		Sequence 00010	
Description:	Manual Subsystem Journal	Ledger:	User-defined
Event Origin:	Subsystem	Book:	Actual Dollars
Subsystem Origin:	Manual Subsystem	Model:	MSSYSTEM
		Journal Grouping:	No

Journal Models CLD600D Manual Subsystem

Model:	MSBSYSTEM
Model Header:	
Description:	Manual Subsystem Journal
Journal Source:	MS
Subsystem Origin:	Manual Subsystem

#	CO	PC	ACCT	SUBACCT	DR	CR
10	BHUS01	BHUS02	BLUS05	BLUS06	BLDRAT	BLCRAT
	First User Defined Field Header	Second User Defined Field Header	Second User Defined Field Line	Second User Defined Field Line	Line Debit Amount	Line Credit Amount

Journal Entry Creation in CLD600D

Use the Manual Subsystem Journal to create journals quickly with the flexibility of macros.

Procedure for Manual Subsystem Journal Posting

CLD600D creates journal entries from data entered in CLD600D.

GL Reason Codes

A reason code is not required for CLD600D, so you can directly enter an event in CLD600D.

Subsystem Event Determination

Define Subsystem Event Determination as follows:

Program	Description	Description	Event
CLD600D	Manual Subsystem Journal	Manual Subsystem	MANSUBS

Events and Event Sequences CLD600D

A minimum of the event is required for journal entries.

Event	Event Sequence		
MANSUB	Sequence 00010		
Description:	Manual Subsystem Journal	Ledger:	User-defined
Event Origin:	Subsystem	Book:	Actual Dollars
Subsystem Origin:	Manual Subsystem	Model:	MSSYSTEM
		Journal Grouping:	No

Journal Models CLD600D Manual Subsystem

Model:	MSBSYSTEM
Model Header:	
Description:	Manual Subsystem Journal
Journal Source:	MS
Subsystem Origin:	Manual Subsystem

#	CO	PC	ACCT	SUBACCT	DR	CR
10	BHUS01	BHUS02	BLUS04	BLUS05	BLDRAT	BLCRAT
	First User Defined Field Header	Second User Defined Field Header	Second User Defined Field Line	Second User Defined Field Line	Line Debit Amount	Line Credit Amount

Journal Entry Creation in Fixed Assets

Fixed Assets (FXA) uses BTP to post journal entry transactions to the Configurable Ledger in CEA. Fixed Assets subsystem programs create journal entry transactions that populate the Journal Work File (GJW). BTP processing programs convert the transactions from GJW to the BTP Batch Header File (GBH) and Batch Line File (GBL) and post the journal entry transactions to CEA.

The Fixed Assets Period End program (FXA500) produces three types of Fixed Assets journal entry transactions: Asset Addition Journal Entries, Asset Retirement Journal Entries, and Asset Depreciation Expense Journal Entries. The Fixed Assets Transfer Program (FXA520) produces journal entry transactions for Asset Transfers, and the Fixed Assets Maintenance Program (FXA160) produces journal entry transactions for Asset Deletions.

The Journal Entry Transactions created by Fixed Assets follow.

Process	Journal Entry Lines	Description
Asset Additions and Revisions FXA500	Debits Credits	Long-Term Asset Account Purchases/Liability Account
Depreciation FXA500	Debits Credits	Depreciation Expense Accumulated Depreciation Reserve
Asset Retirements FXA500	Debits Debits Debits Credits Credits	Accumulated Depreciation Reserve Loss on Sale of Fixed Asset Net Proceeds/Receivable Long-Term Asset Account Gain on Sale of Fixed Asset
Retro-Active Retirements FXA500	Debits Debits Debits Credits Credits Credits	Accumulated Depreciation Reserve Loss on Sale of Fixed Asset Net Proceeds/Receivable Long-Term Asset Account Gain on Sale of Fixed Asset Depreciation Expense
Transfers FXA520	Debits Debits Credits Credits	Long-Term Asset Account (To Location) Accumulated Depreciation Reserve (From Location) Accumulated Depreciation Reserve (To Location) Long-Term Asset Account (From Location)

Process	Journal Entry Lines	Description
Asset Deletions FXA160	Debits Debits Credits Credits	Purchases/Liability Accumulated Depreciation Reserve Long-Term Asset Account Depreciation Expense

G/L Reason Codes in Fixed Assets

Reason Code	Description
FAADD	Asset Additions
FADEP	Asset Depreciation
FARET	Asset Retirements & Retro-Active Retirements
FATRAN	Asset Transfers
FADEL	Asset Deletions

Subsystem Event Determination

Program	Reason Code	Description	Event
FA	FAADD	Asset Additions	XXFA
FA	FADEP	Asset Depreciation	XXFA
FA	FARET	Asset Retirements	XXFA
FA	FATRAN	Asset Transfers	XXFA
FA	FADEL	Asset Deletions	XXFA

Event Definition

Event	Event Sequence		
XXFA	Sequence 00010		
Description:	Fixed Assets Period End Processing	Ledger:	User Defined
Event Origin:	Subsystem	Book:	Actual USD
Subsystem Origin:	Batch Transactions	Model:	FXA
		Journal Grouping:	Yes

Journal Models Fixed Assets

FXA500 Journal Entry Creation for Period End Transactions

The following processes create journal entry transactions in FXA500:

- Asset Additions and Revisions
- Depreciation
- Asset Retirements
- Retro-Active Retirements

Model:	FXA
Model Header:	Fixed Asset Processing
Journal Source:	FA
Subsystem Origin:	Batch Transaction

FXA520 Journal Entry Creation for Asset Transfers

The following processes create journal entry transactions in FXA520:

- Asset Transfers
- Mass Asset Transfers

Model:	FXA
Model Header:	Fixed Asset Processing
Journal Source:	FA
Subsystem Origin:	Batch Transaction

FXA160 Journal Entry Creation for Asset Data

The following processes create journal entry transactions in FXA160:

Asset Deletions

Model:	FXA
Model Header:	Fixed Asset Processing
Journal Source:	FA
Subsystem Origin:	Batch Transaction

Line	Line Type	Account	Debit Macro	Credit Macro	Write Zero Amounts
010	Not a Gain or Loss Line	Transaction Line Debit Company: BLUS01 Company Number from User-defined Field 01 Profit Center: BLUS02 Asset Profit Center from User-defined Field 02 Profit Center: BLUS03 Asset Profit Center from User-defined Field 03 Profit Center: BLUS04 Asset Profit Center from User-defined Field 04 Account: BLUS05 Asset Account Number from User-defined Field 05 Account: BLUS06 Asset Account Number from User-defined Field 06 Account: BLUS07 Asset Account Number from User-defined Field 07	BLDRAT Line Transaction Debit		No

Line	Line Type	Account	Debit Macro	Credit Macro	Write Zero Amounts
		Account: Part 4	BLUS08 Asset Account Number from User-defined Field 08		
020	Not a Gain or Loss Line	Transaction Line Credit Company: Profit Center: Part 1 Profit Center: Part 2 Profit Center: Part 3	BLUS01 Company Number from User-defined Field 01 BLUS02 Asset Profit Center from User-defined Field 02 BLUS03 Asset Profit Center from User-defined Field 03 BLUS04 Asset Profit Center from User-defined Field 04	BLCRAT Line Transaction Credit	No
		Account: Part 1	BLUS05 Asset Account Number from User-defined Field 05		
		Account: Part 2	BLUS06 Asset Account Number from User-defined Field 06		

Line	Line Type	Account	Debit Macro	Credit Macro	Write Zero Amounts
		Account: BLUS07 Part 3 Asset Account Number from User-defined Field 07			
		Account: BLUS08 Part 4 Asset Account Number from User-defined Field 08			

Chapter 7 ATP and Trade Funds Management

7

This chapter discusses ATP used for Trade Funds Management.

The chapter consists of the following topics:

Topic	Page
Trade Funds Management Macro Availability	7-2
Program and Accounting Entries	7-4

Trade Funds Management Macro Availability

This section covers Trade Funds Processing. The macros in the following table are used with the Trade Funds subsystem.

File	Description	Trade Funds
		TFM900
TMG	Trade Fund Programs	X
TMH	Commitments Transactions History	X

WARNING! Do not use certain combinations of macros on a single model line. Debit and credit macros on a model line must have a unique relationship with each macro on the line that resolves to a single database record.

TMG Trade Fund Programs

Subsystem Origin: Trade Funds Processing

Use Macro As

Macro and Description	Macro Field	Seg.	Date	Amount	Reference
TGCLAS TFM Program Class	TGCLAS	X			X
TGCOMP TFM Program Company	TGCOMP	X			X

TMH Commitments Transactions History

Use Macro As

Macro and Description	Macro Field	Seg.	Date	Amount	Reference
THAMTD Debit Amount	THAMTT			X	
THAMTC Credit Amount	THAMTT			X	
THCLAM Claim	THCLAM	X			X
THCORD Customer Order	THCORD	X			X
THDATE Transaction Date	THDATE		X		
THPORD Purchase Order	THPORD	X			X
THPROG TFM Program	THPROG	X			X
THPRON Promotion Number	THPRON	X			X
THSEQ Sequence Number	THSEQ	X			X
<input checked="" type="checkbox"/> THSTYP Spend Type	THSTYP	X			X
THTTYP Transaction Type	THTTYP	X			X

Program and Accounting Entries

The program and accounting entries section provides information about journal entry creation within the Trade Funds Processing subsystem jobstream.

Journal Entry Creation in TFM900

The following processes create journal entry transactions within TFM900.

- Opening Transaction
- Accumulation
- Spending
- Adjustments
- Closing Transaction

Information about the Transaction Code and Journal Entry Lines for these transactions is listed in the following table.

Transaction	Transaction Code	Journal Entry Lines	
Opening Transaction	TO	Debit Credit	Trade Funds Available Trade Funds Clearing Total
Accumulation	TC	Debit Credit	Trade Funds Accumulated Trade Funds Available
Spending	TS	Debit Credits	Trade Funds Spent Trade Funds Accumulated
Adjustments	TA	Debit Credit	Trade Funds Expense Trade Funds Available
Closing Transaction	TZ	Debit Credit	Trade Funds Clearing Total Trade Funds Available

Reason Codes TFM900

The following table provides information about the reason codes created through SYS170 that are relevant to TFM900.

Reason Code	Description
TOPM	Opening Transaction
TCPM	Accumulation
TSPM	Spending
TAPM	Adjustments
TZPM	Closing Transaction

Subsystem Event Determination TFM900

Define Subsystem Event Determination in the following manner.

Reason Code	Description	Subsystem Event
TOPM	Opening Transaction	TFMOPEN
TCPM	Accumulation	TFMACC
TSPM	Spending	TFMSPEND
TAPM	Adjustments	TFMADJ
TZPM	Closing Transaction	TFMCLOSE

Tip: The reason codes will be a combination of the Transaction Type and the Spend Type.

Events and Event Sequences TFM900

Journal entries resulting from Trade Funds transactions require a minimum of 5 events.

Event		Event Sequence	
TFMOPEN		Sequence 00010	
Description:	Opening Transaction	Ledger:	User-defined
Event Origin:	Subsystem	Book:	Actual dollars
Subsystem Origin:	Trade Funds Processing	Model:	TFMOPEN
		Journal Grouping:	Yes
TFMACC		Sequence 00010	
Description:	Accumulation	Ledger:	User-defined
Event Origin:	Subsystem	Book:	Actual dollars
Subsystem Origin:	Trade Funds Processing	Model:	TFMACC
		Journal Grouping:	Yes
TFMSPEND		Sequence 00010	
Description:	Spending	Ledger:	User-defined
Event Origin:	Subsystem	Book:	Actual dollars
Subsystem Origin:	Trade Funds Processing	Model:	TFMSPEND
		Journal Grouping:	Yes
TFMADJ		Sequence 00010	
Description:	Adjustments	Ledger:	User-defined
Event Origin:	Subsystem	Book:	Actual dollars
Subsystem Origin:	Trade Funds Processing	Model:	TFMADJ
		Journal Grouping:	Yes
TFMCLOSE		Sequence 00010	
Description:	Closing Transaction	Ledger:	User-defined
Event Origin:	Subsystem	Book:	Actual dollars
Subsystem Origin:	Trade Funds Processing	Model:	TFMCLOSE
		Journal Grouping:	Yes

Journal Models TFM900 Trade Funds Transactions Post to G/L

This section provides information about the following journal models created for TFM900.

- TFMOPEN
- TFMACC
- TFMSPEND
- TFMFADJ
- TFMCLOSE

Model:	TFMOPEN
Model Header:	
Description:	Opening Transaction
Journal Source:	TO
Subsystem Origin:	Trade Funds Processing

Line	Line Type	Account	Debit Macro	Credit Macro	Statistics Macro	Write Zero Amounts
010	Not a Gain or Loss Line	Trade Funds Available Company: TGCOMP Company Number from Trade Fund Programs Profit Center: THSTYP Profit Center based on Spend Type Account: User- defined	THAMTD Amount	THAMTC Amount		Yes

Line	Line Type	Account	Debit Macro	Credit Macro	Statistics Macro	Write Zero Amounts
020	Not a Gain or Loss Line	Trade Funds Clearing Total Company: TGCOMP Company Number from Trade Fund Programs Profit Center: THSTYP Profit Center based on Spend Type Account: User-defined	THAMTC Amount	THAMTD Amount		Yes

Model: TFMACC

Model Header:

Description: Accumulation

Journal Source: TC

Subsystem Origin: Trade Funds Processing

Line	Line Type	Account	Debit Macro	Credit Macro	Statistic Macro	Write Zero Amounts
010	Not a Gain or Loss Line	Trade Funds Accumulated Company: TGCAMP Company Number from Trade Fund Programs Profit Center: THSTYP Profit Center based on Spend Type Account: User-defined	THAMTD Amount	THAMTC Amount		Yes
020	Not a Gain or Loss Line	Trade Funds Available Company: TGCAMP Company Number from Trade Fund Programs Profit Center: THSTYP Profit Center based on Spend Type Account: User-defined	THAMTC Amount	THAMTD Amount		Yes

Model: TMFSPEND

Model Header:

Description: Spending

Journal Source: TS
 Subsystem Origin: Trade Funds Processing

Line	Line Type	Account	Debit Macro	Credit Macro	Statistics Amount	Write Zero Amounts
010	Not a Gain or Loss Line	Trade Funds Spent Company: TGCOMP Company Number from Trade Fund Programs Profit Center: THSTYP Profit Center based on Spend Type Account: User-defined	THAMTD Amount	THAMTC Amount		No
020	Not a Gain or Loss Line	Trade Funds Accumulated Company: TGCOMP Company Number from Trade Fund Programs Profit Center: THSTYP Profit Center based on Spend Type Account: User-defined	THAMTC Amount	THAMTD Amount		No

Model:	TFMADJ
Model Header:	
Description:	Adjustments
Journal Source:	TA
Subsystem Origin:	Trade Funds Processing

Line	Line Type	Account	Debit Macro	Credit Macro	Statistics Macro	Write Zero Amounts
010	Not a Gain or Loss Line	Trade Funds Expense Company: TGCOMP Company Number from Trade Fund Programs Profit Center: THSTYP Profit Center based on Spend Type Account: User-defined	THAMTD Amount	THAMTC Amount		Yes

Line	Line Type	Account	Debit Macro	Credit Macro	Statistics Macro	Write Zero Amounts
020	Not a Gain or Loss Line	Trade Funds Available Company: TGCOMP Company Number from Trade Fund Programs Profit Center: THSTYP Profit Center based on Spend Type Account: User-defined	THAMTC Amount	THAMTD Amount		Yes

Model:	TFMCLOSE
Model Header:	
Description:	Closing Transaction
Journal Source:	TZ
Subsystem Origin:	Trade Funds Processing

Line	Line Type	Account	Debit Macro	Credit Macro	Statistics Macro	Write Zero Amounts
010	Not a Gain or Loss Line	Trade Funds Clearing Total Company: TGCOMP Company Number from Trade Fund Programs Profit Center: THSTYP Profit Center based on Spend Type Account: User-defined	THAMTD Amount	THAMTC Amount		Yes
020	Not a Gain or Loss Line	Trade Funds Available Company: TGCOMP Company Number from Trade Fund Programs Profit Center: THSTYP Profit Center based on Spend Type Account: User-defined	THAMTC Amount	THAMTD Amount		Yes

Notes

This chapter describes the use of advanced transaction processing for the Cartera accounts receivable option.

The chapter consists of the following topics:

Topic	Page
Cartera Macro Availability	8-2
Programs and Accounting Entries	8-16

Cartera Macro Availability

This section covers Cartera Management. The macros in the following table are used with the Cartera Management subsystem.

File	File Description	Cartera
ABK	Bank Master	X
RCM	Customer Master	X
CAR03	Draft Processes	X
CARWD	Selected Documents	X

Macros by File Name

The Macros file is shipped complete with all available macros created. The following table lists the available macros.

Advanced Macros are indicated by .

WARNING! Do not use certain combinations of macros on a single model line. Debit and credit macros on a model line must have a unique relationship with each macro on the line that resolves to a single database record.

Cartera

Parameter List: CAR03
Subsystem Origin: Cartera

Use Macro As

Macro and Description	Macro Field	Seg.	Date	Amount	Reference
P32CH Check Number	P32CH	X			X
P32FC Posting Date	P32FC		X		X
P32GC Commission Expenses Total Amt	P32GC			X	X

Use Macro As

Macro and Description	Macro Field	Seg.	Date	Amount	Reference
P32GCDR Commission Expenses Total Debit Amount	P32GC			X	X
P32GCCR Commission Expenses Total Credit Amount	P32GC			X	X
P32GI Tax Expenses Total Amount	P32GI			X	X
P32GIDR Tax Expenses Total Debit Amount	P32GI			X	X
P32GICR Tax Expenses Total Credit Amount	P32GI			X	X
P32GR Mail Expenses Total Amount	P32GR			X	X
P32GRDR Mail Expenses Total Debit Amount	P32GR			X	X
P32GRCR Mail Expenses Total Credit Amount	P32GR			X	X
P32GT Stamps Expenses Total Amount	P32GT			X	X
P32GTDR Stamps Expenses Total Debit Amount	P32GT			X	X
P32GTCR Stamps Expenses Total Credit Amount	P32GT			X	X
P32GV Overhead Expenses Total Amount	P32GV			X	X
P32GVDR Overhead Expenses Total Debit Amount	P32GV			X	X

Use Macro As

Macro and Description	Macro Field	Seg.	Date	Amount	Reference
P32GVCR Overhead Expenses Total Credit Amount	P32GV			X	X
P32G1 Exchange Rate Difference Total Amount	P32G1			X	X
P32G1DR Exchange Rate Difference Total Debit Amount	P32G1			X	X
P32G1CR Exchange Rate Difference Total Credit Amount	P32G1			X	X
P32ID Transaction Total Amount	P32ID			X	X
P32IDDR Transaction Total Debit Amount	P32ID			X	X
P32IDCR Transaction Total Credit Amount	P32ID			X	X
P32IN Interest Total Amount	P32IN			X	X
P32INDR Interest Total Debit Amount	P32IN			X	X
P32INCR Interest Total Credit Amount	P32IN			X	X
P32JD Job Date	P32JD		X		X
P32JN Journal Number	P32JM	X			X
P32JT Job Time	P32JT	X			X
P32OG Other Expenses Total Amount	P32OG			X	X
P32OGDR Other Expenses Total Debit Amount	P32OG			X	X

Use Macro As

Macro and Description	Macro Field	Seg.	Date	Amount	Reference
P32OGCR Other Expenses Total Credit Amount	P32OG			X	X
P32TT Banks Total Amount - Without Expenses	P32TT			X	X
P32TTDR Banks Total Debit Amount- Without Expenses	P32TT			X	X
P32TTCR Banks Total Credit Amount - Without Expenses	P32TT			X	X
P32WI Job Identifier	P32WI	X			X
P32DR Payment Adjustments Amount	P32DR			X	X
P32DRDR Payment Adjustments Debit Amount	P32DR			X	X
P32DRCR Payment Adjustments Credit Amount	P32DR			X	X

Note: Macro P32ID (Transaction Total Amount) includes the Overhead Expenses of the transaction. Therefore, it is equal to macro P32TT-P32GV; except for Returned Payments where macro P32TT: is equal P32ID+P32GV.

CARWD Selected Documents

Subsystem Origin: Cartera

Use Macro As

Macro and Description	Macro Field	Seg.	Date	Amount	Reference
WDAGEN Customer's Branch	WDAGEN	X			X

Use Macro As

Macro and Description	Macro Field	Seg.	Date	Amount	Reference
WDBACC Customer's Bank Account	WDBACC	X			X
WDBANK Customers's Bank Code	WDBANK	X			X
WDCAMT Payment Amount	WDCAMT			X	X
WDCAMTDR Payment Debit Amount	WDCAMT			X	X
WDCAMTCR Payment Credit Amount	WDCAMT			X	X
WDCCCR Company/Collector/Currency	WDCCCR	X			X
<input checked="" type="checkbox"/> WDCCCRCOMM Commission Expenses Account	WDCCCR	X			X
<input checked="" type="checkbox"/> WDCCCRSTAM Stamps Expenses Account	WDCCCR	X			X
<input checked="" type="checkbox"/> WDCCCRTAXE Tax Expenses Account	WDCCCR	X			X
<input checked="" type="checkbox"/> WDCCCRMAIL Mail Expenses Account	WDCCCR	X			X
<input checked="" type="checkbox"/> WDCCCROVER Overhead Expenses Account	WDCCCR	X			X
<input checked="" type="checkbox"/> WDCCCROTHER Other Expenses Account	WDCCCR	X			X
<input checked="" type="checkbox"/> WDCCCRDEEF Bank Debt of Discounted Drafts Account	WDCCCR	X			X
<input checked="" type="checkbox"/> WDCCCRINTE Interest Expenses Account	WDCCCR	X			X
WDCCOB Company/Collector	WDCCOB	X			X
WDCCUS Order Customer	WDCCUS	X			X
WDCEXR Exchange Rate	WDCEXR	X			X

Use Macro As

Macro and Description	Macro Field	Seg.	Date	Amount	Reference
WDCHDG Check Digit	WDCHDG	X			X
WDCOLL Collector	WDCOLL	X			X
WDCOMP Company	WDCOMP	X			X
<input checked="" type="checkbox"/> WDCOMPPRCT Unallocated Payments Profit Center	WDCOMP	X			X
<input checked="" type="checkbox"/> WDCOMPADVA Unallocated Payments Account	WDCOMP	X			X
WDCTYP Customer Type	WDCTYP	X			X
<input checked="" type="checkbox"/> WDCTYPBRDG Bridge Account	WDCTYP	X			X
<input checked="" type="checkbox"/> WDCTYPUNPA Returned Payments Account	WDCTYP	X			X
<input checked="" type="checkbox"/> WDCTYPEFCA Drafts in Portfolio Account	WDCTYP	X			X
<input checked="" type="checkbox"/> WDCTYPEFGC Collection Remittance Account	WDCTYP	X			X
<input checked="" type="checkbox"/> WDCTYPEFDI Discount Remittance Account	WDCTYP	X			X
<input checked="" type="checkbox"/> WDCTYPGAIN Realized Gain Account	WDCTYP	X			X
<input checked="" type="checkbox"/> WDCTYPLOSS Realized Loss Account	WDCTYP	X			X
<input checked="" type="checkbox"/> WDCTYPUNPE Returned Payment Expenses	WDCTYP	X			X
<input checked="" type="checkbox"/> WDCTYPPRCT Profit Center - Cust. Type	WDCTYP	X			X
WDCUBA Base Currency Code	WDCUBA	X			X
WDCUST A/R Customer	WDCUST	X			X

Use Macro As

Macro and Description	Macro Field	Seg.	Date	Amount	Reference
WDCUTR Transaction Currency Code	WDCUTR	X			X
WDDAMT Transaction Document Amount	WDDAMT			X	X
WDDAMTDR Transaction Document Debit Amount	WDDAMT			X	X
WDDAMTCR Transaction Document Credit Amount	WDDAMT			X	X
WDDDAT Dunning Date	WDDDAT		X		X
WDDDTE Due Date	WDDDTE		X		X
WDDIAT Bad Debt Provision Amount	WDDIAT			X	X
WDDIATDR Bad Debt Provision Debit Amount	WDDIAT			X	X
WDDIATCR Bad Debt Provision Credit Amount	WDDIAT			X	X
WDDOCN Invoice Number	WDDOCN	X			X
WDDROP Drop (Y/N)	WDDROP	X			X
WDDSEQ Invoice Sequence	WDDSEQ	X			X
WDDTYP Invoice Type	WDDTYP	X			X
WDEAMT Document Expenses Amount	WDEAMT			X	X
WDEAMTDR Document Expenses Debit Amount	WDEAMT			X	X

Use Macro As

Macro and Description	Macro Field	Seg.	Date	Amount	Reference
WDEAMTCR Document Expenses Credit Amount	WDEAMT			X	X
WDFRST Status From	WDFRST	X			X
WDGEXR Global Exchange Rate	WDGEXR	X			X
WDIDPX Invoice Prefix	WDIDPX	X			X
WDIDST Dunning Status	WDIDST	X			X
WDIDTE Invoice Date	WDIDTE		X		X
WDEDTE Entry Date	WDEDTE		X		X
WDIDYR Year	WDIDYR	X			X
WDJDTE Job date	WDJDTE		X		X
WDLIDT Dunning Date	WDLIDT		X		X
WDLREM Last Remittance #	WDLREM	X			X
WDOAMT Invoice Original Amount	WDOAMT			X	X
WDOAMTDR Invoice Original Debit Amount	WDOAMT			X	X
WDOAMTCR Invoice Original Credit Amount	WDOAMT			X	X
WDPAYC Payment Type	WDPAYC	X			X
WDPOST Mail Expenses Amount	WDPOST			X	X
WDPOSTDR Mail Expenses Debit Amount	WDPOST			X	X

Use Macro As

Macro and Description	Macro Field	Seg.	Date	Amount	Reference
WDPOSTCR Mail Expenses Credit Amount	WDPOST			X	X
WDRAMT Remitted Amount	WDRAMT			X	X
WDRAMTDR Remitted Debit Amount	WDRAMT			X	X
WDRAMTCR Remitted Credit Amount	WDRAMT			X	X
WDREAS Reason Code	WDREAS	X			X
WDREMT Remitted Flag	WDREMT	X			X
WDRPRF Profit Center from RCM	WDRPRF	X			X
WDSTAM Stamps Expenses Amount	WDSTAM			X	X
WDSTAMDR Stamps Expenses Debit Amount	WDSTAM			X	X
WDSTAMCR Stamps Expenses Credit Amount	WDSTAM			X	X
WDSTE Status	WDSTE	X			X
WDTAMT Transaction Amt and Paymnt Adj	WDTAMT			X	X
WDTAMTCR Transaction Amt and Paymnt Adj. Credit	WDTAMT			X	X
WDTAMTDR Transaction Amt and Paymnt Adj. Debit	WDTAMT			X	X
WDTERM Payment terms	WDTERM	X			X

Use Macro As

Macro and Description	Macro Field	Seg.	Date	Amount	Reference
WDTOST To Status	WDTOST	X			X
WDUAMT Returned Payment Amount	WDUAMT			X	X
WDUAMTDR Returned Payment Debit Amount	WDUAMT			X	X
WDUAMTCR Returned Payment Credit Amount	WDUAMT			X	X
WDWSID Workstation ID	WDWSID	X			X
WDZIPC Zip Code	WDZIPC	X			X
WDPAVA Transaction Promotion Discount Available Amount	WDPAVA			X	X
WDPAVADR Transaction Promotion Discount Available Debit Amount	WDPAVA			X	X
WDPAVACR Transaction Promotion Discount Available Credit Amount	WDPAVA			X	X
WDPSEL Transaction Promotion Discount Taken Amount	WDPSEL			X	X
WDPSELDR Transaction Promotion Discount Taken Debit Amount	WDPSEL			X	X
WDPSELCR Transaction Promotion Discount Taken Credit Amount	WDPSEL			X	X
WDDAVA Transaction Financial Discount Available Amount	WDDAVA			X	X

Use Macro As

Macro and Description	Macro Field	Seg.	Date	Amount	Reference
WDDAVADR Transaction Financial Discount Available Debit Amount	WDDAVA			X	X
WDDAVACR Transaction Financial Discount Available Credit Amount	WDDAVA			X	X
WDDSEL Transaction Financial Discount Taken Amount	WDDSEL			X	X
WDDSELDR Transaction Financial Discount Taken Debit Amount	WDDSEL			X	X
WDDSELCR Transaction Financial Discount Taken Credit Amount	WDPSEL			X	X

ABK Bank Master

Subsystem Origin: Shared

Use Macro As

Macro and Description	Macro Field	Seg.	Date	Amount	Reference
BANK Bank	BANK	X			X
BKACCT Bank Account	BKACCT	X			X
<input checked="" type="checkbox"/> BKACCTBCHG Bank Charge Account	BKACCT	X			
<input checked="" type="checkbox"/> BKACCTBINT Bank Interest Account	BKACCT	X			
<input checked="" type="checkbox"/> BKACCTCASH Cash Account	BKACCT	X			
BKATYP Bank Account Type	BKATYP	X			X

Use Macro As					
Macro and Description	Macro Field	Seg.	Date	Amount	Reference
BKBNKC Bank Code	BKBNKC	X			X
BKBRNO Branch	BKBRNO	X			X
BPCOV Bank Profit Center	BPCOV	X			X

RCM Customer Master

Subsystem Origin: Shared

Use Macro As					
Macro and Description	Macro Field	Seg.	Date	Amount	Reference
CCCUS A/R Customer Number	CCCUS	X			X
CCON Contact Name	CCON	X			X
CCOUN Customer Country Code	CCOUN	X			X
CCUST Customer Number	CCUST	X			X
CDEA1 Group Code 1	CDEA1	X			X
CDEA2 Group Code 2	CDEA2	X			X
CLOC Profit Center	CLOC	X			X
CMABC ABC Code	CMABC	X			X
CMDPFX Prefix Code	CMDPFX	X			X
CMFF01 User-defined Financial Field 1	CMFF01	X			X


Macro and Description	Macro Field	Use Macro As			
		Seg.	Date	Amount	Reference
CMFF02 User-defined Financial Field 2	CMFF02	X			X
CMFF03 User-defined Financial Field 3	CMFF03	X			X
CMFF04 User-defined Financial Field 4	CMFF04	X			X
CMFF05 User-defined Financial Field 5	CMFF05	X			X
CMFF06 User-defined Financial Field 6	CMFF06	X			X
CMFTXC Fiscal Tax Code	CMFTXC	X			X
CMPRNO Customer Registration Number	CMPRNO	X			X
CMPRCC Registration Country Code	CMPRCC	X			X
CMSIC SIC Code	CMSIC	X			X
CMSTTP Statement Type	CMSTTP	X			X
CNME Customer Name	CNME	X			X
CRDOL Credit Limit	CRDOL			X	X
CREF01 Group Sales Analysis	CREF01	X			X
<input checked="" type="checkbox"/> CREF01ARPC A/R Profit Center	CREF01	X			
CREF02 Group Sales Analysis	CREF02	X			X
<input checked="" type="checkbox"/> CREF02ARPC A/R Profit Center	CREF02	X			
CREF03 Group Sales Analysis	CREF03	X			X

Macro and Description	Macro Field	Use Macro As			
		Seg.	Date	Amount	Reference
<input checked="" type="checkbox"/> CREF03ARPC A/R Profit Center	CREF03	X			
CREF04 Group Sales Analysis	CREF04	X			X
<input checked="" type="checkbox"/> CREF04ARPC A/R Profit Center	CREF04	X			
CREF05 Group Sales Analysis	CREF05	X			X
<input checked="" type="checkbox"/> CREF05ARPC A/R Profit Center	CREF05	X			
CREG Region Code	CREG	X			X
CSAL Customer Salesperson	CSAL	X			X
CSTE State Code	CSTE	X			X
CTAX Customer Tax Code	CTAX	X			X
CTAXE Tax Report Bypass	CTAXE	X			X
CTXID Tax ID Name	CTXID	X			X
CTYPE Customer Type	CTYPE	X			X
<input checked="" type="checkbox"/> CTYPEBBAC Bill Back Accrual Account	CTYPE	X			
<input checked="" type="checkbox"/> CTYPEBBPC Bill Back Profit Center	CTYPE	X			
CWHSE Default Warehouse	CWHSE	X			X

Programs and Accounting Entries

The Programs and Accounting Entries section provides information about journal entry creation within the following subsystem jobstreams.

- Document Download (CAR500)
- Document Maintenance, Returned Payments Resolution, Document Acceptance (CAR100D)
- Customer Payment, Application of Unallocated Payments (CAR550B3)
- Returned Payments (CAR580B3)
- Collection of Returned Payments (CAR550B3)
- Unallocated Payments (CAR550D3)
- Trial to Final Remittances through scenarios option (CAR530B3)
- Trial to Final Remittances through manual option, Void remittances (CAR535D1 & CAR535D2)
- Payment Remittances (CAR555B3)
- Post Remittance Expenses (CAR555B7)
- Customer Risk Updating (CAR951B)
- Documents to Grace Days (CAR953B)
- Document Breakdown (CAR120D2)
- Document Consolidation (CAR115D2)
- Document Acceptance (CAR110B2)
- Transfer to AR/Customer (CAR355D2)

Model Examples contain both Macros and Advanced Macros. Advanced Macros are distinguished by .

Journal Entry Creation in CAR500

The following table provides information about the journal entry lines created within CAR500.

Program Transaction	Status	Journal Entry Lines	
Document Download (CAR500)	OR/OR	Debit Credit	Drafts in Portfolio Accounts Receivable

GL Reason Codes for CAR500

The following table provides information about the CAR500 reason codes and descriptions.

Reason Code	Description
DOWNL	Document Download
CARNJ	Check Bypass Journal

Subsystem Event Determination CAR500

Define Subsystem Event Determination in the following manner.

Program	Reason Code	Description	Event
CAR500	DOWNL	Document Download	DOWNLOAD
CAR500	CARNJ	Document Download	Check Bypass Journal

Event and Event Sequences

Define Events for the above relationship:

Event	Event Sequence		
DOWNLOAD	Sequence 00010		
Description:	Document Download	Ledger:	User-defined
Event Origin:	Subsystem	Book:	User-Defined
Subsystem Origin:	Cartera	Model:	DOWNLOAD
		Journal Grouping:	

Journal Models CARTERA: CAR500

This section provides information about the journal models defined for CAR500.

Model:	DOWNLOAD
Model Header:	
Description:	CAR Document Download from BIL to CAR
Journal Source:	CR
Subsystem Origin:	Cartera

Line	Line Type	Account	Debit Macro	Credit Macro	Write Zero Amounts
010	Not a Gain or Loss Line	Drafts in Portfolio Company: WDCOMP Company Number from transaction Profit Center: <i>WDCTYPPRCT</i> Drafts in Portfolio Profit Center based on Customer Type Account: <i>WDCTYPEFCA</i> Drafts in Portfolio Account based on Customer Type	P32TTDR Banks Total Amount	P32TTCR Banks Total Amount	No
020	Not a Gain or Loss Line	Accounts Receivable Company: WDCOMP Company Number from transaction Profit Center: <i>WDCTYPPRCT</i> Accounts Receivable Profit Center based on Customer Type Account: <i>WDCTYP</i> Accounts Receivable Account based on Customer Type	WDDAMTCR Payment Amount	WDDAMTDR Payment Amount	No

Journal Entry Creation in CAR100D

The following table provides information about the journal entry lines created within CAR100D.

Program Transaction	Status	Journal Entry Lines	
Document Maintenance			
Change Payment Type: Non Remittable to Remittable			
(CAR100D6)	ON/OR	Debit Credit	Drafts in Portfolio Accounts Receivable
Document Maintenance			
Change Payment Type: Remittable to Non Remittable			
(CAR100D4)	OR/ON	Debit Credit	Accounts Receivable Drafts in Portfolio
Document Maintenance			
Resolution of a dishonored Payment with a Remittable Document			
(CAR100D1)	UN/OR	Debit Credit	Drafts in Portfolio Returned Payments
Document Maintenance			
Document Accepted as a Non Remittable			
(CAR100D8)	SA/ON	Debit Credit	Accounts Receivable Documents sent to be accepted

GL Reason Codes for CAR100D

The following table provides information about the CAR100D reason codes and descriptions.

Reason Code	Description
MNTRE	Change Payment Type from a non Remittable to a Remittable Document
MNTNR	Change Payment Type from a Remittable to a Non Remittable Document
RESOL	Resolve a Returned Payment with a Remittable Doc.
RCVON	Document acceptance – Accepted as a non remittable
CARNJ	Check Bypass Journal

Subsystem Event Determination CAR100D

Define Subsystem Event Determination in the following manner.

Program	Reason Code	Description	Event
CAR100D	MNTRE	Document Maintenance Remittable	MAINTENAN
CAR100D	MNTNR	Document Maintenance Non Remittable	MAINTENAPN
CAR100D	RESOL	Resolution of a dishonored Payment as a Remittable	RESOLREMIT
CAR100D	RCVON	Document Acceptance	SENDACCPTO
CAR100D	CARNJ	Other processes: change due date, collector, etc	Check Bypass Journals

Event and Event Sequences CAR100D

Event	Event Sequence		
MAINTENAN	Sequence 00010		
Description:	Document Maintenance	Ledger:	User-defined
Event Origin:	Subsystem	Book:	User-defined
Subsystem Origin:	Cartera	Model:	MAINTENAN
		Journal Grouping:	

Event		Event Sequence	
MAINTENAPN		Sequence 00010	
Description:	Document Maintenance	Ledger:	User-defined
Event Origin:	Subsystem	Book:	User-defined
Subsystem Origin:	Cartera	Model:	MAINTENAPN
		Journal Grouping:	
RESOLREMIT		Sequence 00010	
Description:	Returned Resolution	Ledger:	User-defined
Event Origin:	Subsystem	Book:	User-defined
Subsystem Origin:	Cartera	Model:	RESOLREMIT
		Journal Grouping:	
SENDACCPT		Sequence 00010	
Description:	Document sent to be accepted	Ledger:	User-defined
Event Origin:	Subsystem	Book:	User-defined
Subsystem Origin:	Cartera	Model:	SENDACCPTO
		Journal Grouping:	

Journal Models CARTERA: CAR100D

This section provides information about the journal models defined for CAR100D

Model:	MAINTENAN
Model Header:	
Description:	CAR Document Maintenance Remittable
Journal Source:	CR
Subsystem Origin:	Cartera

Line	Line Type	Account	Debit Macro	Credit Macro	Write Zero Amounts
010	Not a Gain or Loss Line	Drafts in Portfolio Company: WDCOMP Company Number from transaction Profit Center: <i>WDCTYPPRCT</i> Drafts in Portfolio Profit Center based on Customer Type Account: <i>WDCTYPEFCA</i> Drafts in Portfolio Account based on Customer Type	P32TTDR Banks Total Debit Amount	P32TTCR Banks Total Credit Amount	No
020	Not a Gain or Loss Line	Accounts Receivable Company: WDCOMP Company Number from transaction Profit Center: <i>WDCTYPPRCT</i> Accounts Receivable Profit Center based on Customer Type Account: <i>WDCTYP</i> Accounts Receivable Account based on Customer Type	P32TTCR Banks Total Debit Amount	P32TTDR Banks Total Credit Amount	No

Model: MAINTENAPN

Model Header:

Description: CAR Document Maintenance Non Remittable

Journal Source: CR

Subsystem Origin: Cartera

Line	Line Type	Account	Debit Macro	Credit Macro	Write Zero Amounts
010	Not a Gain or Loss Line	Drafts in Portfolio Company: WDCOMP Company Number from transaction Profit Center: <i>WDCTYPPRCT</i> Drafts in Portfolio Profit Center based on Customer Type Account: <i>WDCTYPEFCA</i> Drafts in Portfolio Account based on Customer Type	P32TTCR Banks Total Debit Amount	P32TTDR Banks Total Credit Amount	No
020	Not a Gain or Loss Line	Accounts Receivable Company: WDCOMP Company Number from transaction Profit Center: <i>WDCTYPPRCT</i> Accounts Receivable Profit Center based on Customer Type Account: <i>WDCTYP</i> Accounts Receivable Account based on Customer Type	P32TTDR Banks Total Debit Amount	P32TTCR Banks Total Credit Amount	No

Model: RESOLREMIT

Model Header:

Description: CAR Resolution of a Dishonored Payment

Journal Source: CR

Subsystem Origin: Cartera

Line	Line Type	Account	Debit Macro	Credit Macro	Write Zero Amounts
010	Not a Gain or Loss Line	Drafts in Portfolio Company: WDCOMP Company Number from transaction Profit Center: <i>WDCTYPPRCT</i> Drafts in Portfolio Profit Center based on Customer Type Account: <i>WDCTYPEFCA</i> Drafts in Portfolio Account based on Customer Type	P32TTDR Banks Total Debit Amount	P32TTCR Banks Total Credit Amount	No
020	Not a Gain or Loss Line	Returned Payments Company: WDCOMP Company Number from transaction Profit Center: <i>WDCTYPPRCT</i> Returned Payments Profit Center based on Customer Type Account: <i>WDCTYPUNPA</i> Returned Payments Account based on Customer Type	WDUAMTCR Unpayment Debit Amount	WDUAMTDR Unpayment Credit Amount	No

Model: SENDACCPT

Model Header:

Description: CAR Document Sent to be
Accepted/Accepted as a Non Remittable

Journal Source: CR

Subsystem Origin: Cartera

Line	Line Type	Account	Debit Macro	Credit Macro	Write Zero Amounts
010	Not a Gain or Loss Line	<p>Documents sent to be Accepted</p> <p>Company: WDCOMP Company Number from transaction</p> <p>Profit Center: <i>WDCTYPPRCT</i> Bridge Account Profit Center based on Customer Type</p> <p>Account: <i>WDCTYPBRDG</i> Bridge Account based on Customer Type</p>	WDDAMTDR Payment Debit Amount	WDDAMTCR Payment Credit Amount	No
020	Not a Gain or Loss Line	<p>Accounts Receivable</p> <p>Company: WDCOMP Company Number from transaction</p> <p>Profit Center: <i>WDCTYPPRCT</i> Drafts in Portfolio Profit Center based on Customer Type</p> <p>Account: <i>WDCTYPEFCA</i> Drafts in Portfolio Account based on Customer Type</p>	WDDAMTCR Payment Debit Amount	WDDAMTDR Payment Credit Amount	No

Journal Entry Creation in CAR550B3

The following table provides information about the journal entry lines created within CAR550B3.

Program Transaction	Status	Journal Entry Lines	
Customer Payment			
Collection of a non remittable document			
(CAR550D2)	ON/PN	Debit	Banks
	OO/OP	Debit	Bank Expenses- Commissions
		Debit	Realized Loss
		Credit	Accounts Receivable
		Credit	Realized Gain
Customer Payment			
Collection of a Returned Payment			
(CAR550D2)	UN/PN	Debit	Banks
		Debit	Bank Expenses- Commissions
		Credit	Returned Payments
Customer Payment			
Application of Unallocated Payment			
(CAR550DA)	ON/PN	Debit	Unallocated Payments
		Credit	Accounts Receivable

GL Reason Codes for CAR550B3

The following table provides information about the CAR550B3 reason codes and descriptions.

Reason Code	Description
PAYNR	Customer Payment
RETNR	Collection of Returned Payment
APUNA	Application of Unallocated Payment
CARNJ	Check Bypass Journal

Subsystem Event Determination CAR550B3

Define Subsystem Event Determination in the following manner.

Program	Reason Code	Description	Event
CAR550B3	PAYNR	Customer Payment	PAYMENTS
CAR550B3	RETNR	Collection Returned Payment	COLUNPNR
CAR550B3	APUNA	Application of Unallocated Payment	COLUNALPAY

Events and Event Sequences CAR550B3

Event		Event Sequence	
PAYMENTS		Sequence 00010	
Description:	Customer Payments	Ledger:	User-defined
Event Origin:	Subsystem	Book:	User-defined
Subsystem Origin:	Cartera	Model:	PAYMENTS
COLUNPNR		Sequence 00010	
Description:	Collection Returned Payments	Ledger:	User-defined
Event Origin:	Subsystem	Book:	User-defined
Subsystem Origin:	Cartera	Model:	COLUNPNR
COLUNALPAY		Sequence 00010	
Description:	Application Unallocated Payments	Ledger:	User-defined
Event Origin:	Subsystem	Book:	User-defined
Subsystem Origin:	Cartera	Model:	COLUNALPAY

Journal Models CARTERA: CAR550B3

This section provides information about the journal models defined for CAR550B3.

Model:	PAYMENTS
Model Header:	
Description:	CAR Customer Payments
Journal Source:	CR
Subsystem Origin:	Cartera

Line	Line Type	Account	Debit Macro	Credit Macro	Write Zero Amounts
010	Not a Gain or Loss Line	Banks Company: WDCOMP Company Number from transaction Profit Center: BPCOV Bank Profit Center from Bank Master Account: <i>WDCCCR</i> Bank Account based on Co/collector/currency	P32TTDR Banks Total Debit Amount	P32TTCR Banks Total Credit Amount	No
020	Invoice Line	Accounts Receivable Company: WDCOMP Company Number from transaction Profit Center: <i>WDCTYPPRCT</i> Accounts Receivable Profit Center based on Customer Type Account: <i>WDCTYP</i> Accounts Receivable Account based on Customer Type	WDDAMTCR Payment Debit Amount	WDDAMTDR Payment Credit Amount	Yes

Line	Line Type	Account	Debit Macro	Credit Macro	Write Zero Amounts
030	Invoice Line	<p>Bank Expenses - Commissions</p> <p>Company: WDCOMP Company Number from transaction</p> <p>Profit Center: BPCOV Bank Expenses Profit Center from Bank Master</p> <p>Account: <i>WDCCCRCOMM</i> Commissions Expenses Account based on Co/Collector/Currency</p>	P32GCDR Commission Expenses Total Debit Amount	P32GCCR Commission Expenses Total Credit Amount	No
040	Negative Gain or Loss Line	<p>Realized Gain</p> <p>Company: WDCOMP Company Number from transaction</p> <p>Profit Center: <i>WDCTYPPRCT</i> Realized Gain Profit Center based on Customer Type</p> <p>Account: <i>WDCTYPGAIN</i> Realized Gain Account based on Customer Type</p>	WDDAMTCR Exchange difference total Debit Amount	WDDAMTDR Exchange difference total Credit Amount	Yes
050	Positive Gain or Loss Line	<p>Realized Loss</p> <p>Company: WDCOMP Company Number from transaction</p> <p>Profit Center: <i>WDCTYPPRCT</i> Realized Loss Profit Center based on Customer Type</p> <p>Account: <i>WDCTYPLOSS</i> Realized Loss Account based on Customer Type</p>	WDDAMTDR Exchange difference total Debit Amount	WDDAMTCR Exchange difference total Credit Amount	Yes

Model:	COLUNPNR
Model Header:	
Description:	CAR Collection of Returned Payments non remittable documents
Journal Source:	CR
Subsystem Origin:	Cartera

Line	Line Type	Account	Debit Macro	Credit Macro	Write Zero Amounts
010	Not a Gain or Loss Line	Banks Company: WDCOMP Company Number from transaction Profit Center: BPCOV Banks Profit Center from Bank Master Account: <i>WDCCCR</i> Bank Account based on company /collector /currency	P32TTCR Banks Total Debit Amount	P32TTDR Banks Total Credit Amount	No
020	Not a Gain or Loss Line	Bank Expenses - Commissions Company: WDCOMP Company Number from transaction Profit Center: BPCOV Commissions Expenses Profit Center from Banks Master Account: <i>WDCCRCOMM</i> Commissions Expenses Account based on Co/ Collector/ Currency	P32GCCR Commission Expenses Total Debit Amount	P32GCDR Commission Expenses Total Credit Amount	No

Line	Line Type	Account	Debit Macro	Credit Macro	Write Zero Amounts
030	Not a Gain or Loss Line	Returned Payments Company: WDCOMP Company Number from transaction Profit Center: <i>WDCTYPPRCT</i> Returned Payment Profit Center based on Customer Type Account: <i>WDCTYPUNPA</i> Returned Payment Account based on Customer Type	WDUAMTDR Unpayment Debit Amount	WDUAMTCR Unpayment Credit Amount	No

Model: COLUNALPAY

Model Header:

Description: CAR Application of Unallocated Payments

Journal Source: CR

Subsystem Origin: Cartera

Line	Line Type	Account	Debit Macro	Credit Macro	Write Zero Amounts
010	Not a Gain or Loss Line	Unallocated Payments Company: WDCOMP Company Number from transaction Profit Center: <i>WDCOMPPRCT</i> Unallocated Payments Profit Center based on Company Master Account: <i>WDCOMPADVA</i> Unallocated Payments Account based on Company Master	WDDAMTCR Transaction Total Debit Amount	WDDAMTDR Transaction Total Debit Amount	No
020	Not a Gain or Loss Line	Accounts Receivable Company: WDCOMP Company Number from transaction Profit Center: <i>WDCTYPPRCT</i> Accounts Receivable Profit Center based on Customer Type Account: <i>WDCTYP</i> Accounts Receivable Account based on Customer Type	WDDAMTDR Transaction Total Credit Amount	WDDAMTCR Transaction Total Credit Amount	No

Journal Entry Creation in CAR580B3

The following table provides information about the journal entry lines created within CAR580B3.

Program Transaction	Status	Journal Entry Lines	
Returned Payments (CAR580D2)	PN/UN	Debit	Returned Payments
	OP/UN		Returned Payments Expenses
	CP/UN	Credit	Banks
	OC/UN		
	OD/UN		
GD/UN			

GL Reason Codes for CAR580B3

The following table provides information about the CAR580B3 reason codes and descriptions.

Reason Code	Description
RETUR	Returned Payments
CARNJ	Check Bypass Journal

Subsystem Event Determination CAR580B3

Define Subsystem Event Determination in the following manner.

Program	Reason Code	Description	Event
CAR580B3	RETUR	Returned Payments	RETURNED
CAR580B3	CARNJ	Returned Payments	Check Bypass Journal

Events and Event Sequences

Define Events for the above relationship:

Event	Event Sequence		
RETURNED	Sequence 00010		
Description:	Returned Payments	Ledger:	User-defined
Event Origin:	Subsystem	Book:	User-Defined
Subsystem Origin:	Cartera	Model:	RETURNED

Journal Models CARTERA: CAR580B3

This section provides information about the journal models defined for CAR580B3.

Model:	RETURNED
Model Header:	
Description:	CAR Returned Payments documents with expenses
Journal Source:	CR
Subsystem Origin:	Cartera

Line	Line Type	Account	Debit Macro	Credit Macro	Write Zero Amounts
010	Not a Gain or Loss Line	Returned Payments Company: WDCOMP Company Number from transaction Profit Center: <i>WDCTYPPRCT</i> Returned Payment Profit Center based on Customer type Account: <i>WDCTYPUNPA</i> Returned Payment Account based on Customer type	WDUAMTDR Unpayment Debit Amount	WDUAMTCR Unpayment Credit Amount	No

Line	Line Type	Account	Debit Macro	Credit Macro	Write Zero Amounts
020	Not a Gain or Loss Line	Returned Payments Expenses Company: WDCOMP Company Number from transaction Profit Center: <i>WDCTYPPRCT</i> Returned Payments Expenses Profit Center based on Customer Type Account: <i>WDCTYPUNPE</i> Returned Payments Expenses Account based on Customer Type	P32GVDR Expenses Total Debit Amount	P32GVCR Expenses Total Credit Amount	No
030	Not a Gain or Loss Line	Banks Company: WDCOMP Company Number from transaction Profit Center: BPCOV Banks Profit Center from Bank Master Account: <i>WDCCCR</i> Bank Account based on company /collector /currency	P32TTCR Banks Total Debit Amount	P32TTDR Banks Total Credit Amount	No

Journal Entry Creation in CAR550D3

The following table provides information about the journal entry lines created within CAR550D3.

Program Transaction	Status	Journal Entry Lines	
Document Maintenance			
Change Payment Type: Non Remittable to Remittable			
(CAR100D6)	ON/OR	Debit Credit	Drafts in Portfolio Accounts Receivable
Unallocated Payment			
Create a new document without allocate it to any customer			
(CAR550DC)	ON/ON	Debit Credit	Banks Unallocated Payment

GL Reason Codes for CAR550D3

The following table provides information about the CAR550D3 reason codes and descriptions.

Reason Code	Description
UNALL	Unallocated Payment
CARNJ	Check Bypass Journal

Subsystem Event Determination CAR550D3

Define Subsystem Event Determination in the following manner.

Program	Reason Code	Description	Event
CAR550D3	UNALL	Unallocated Payment	UNALLOCPAY
CAR550D3	CARNJ	Unallocated Payment	Check Bypass Journal

Events and Event Sequences CAR550D3

Event	Event Sequence		
UNALLOCPAY	Sequence 00010		
Description:	Unallocated Payment	Ledger:	User-defined
Event Origin:	Subsystem	Book:	User-defined
Subsystem Origin:	Cartera	Model:	UNALLOCPAY

Journal Models CARTERA: CAR550D3

This section provides information about the journal models defined for CAR550D3.

Model:	UNALLOCPAY
Model Header:	
Description:	CAR Entry of Unallocated Payments
Journal Source:	CR
Subsystem Origin:	Cartera

Line	Line Type	Account	Debit Macro	Credit Macro	Write Zero Amounts
010	Not a Gain or Loss Line	Banks Company: WDCOMP Company Number from transaction Profit Center: BPCOV Bank Profit Center from Bank Master Account: WDCCCR Bank Account based on company /collector /currency	P32TTDR Banks Total Debit Amount	P32TTCR Banks Total Credit Amount	No
020	Not a Gain or Loss Line	Unallocated Payment Company: WDCOMP Company Number from transaction Profit Center: WDCOMPPRCT Unallocated Payments Profit Center based on Company Master Account: WDCOMPADVA Unallocated Payments Account based on Company Master	WDDAMTCR Payment Debit Amount	WDDAMTDR Payment Credit Amount	No

Journal Entry Creation in CAR530B3

The following table provides information about the journal entry lines created within CAR530B3.

Program Transaction	Status	Journal Entry Lines	
Remittance Scenarios			
Create Trial to Final Collection Remittance			
(CAR535D1C)	TR/CR	Debit Credit	Collection Remittance Drafts in Portfolio
Remittance Scenarios			
Create Trial to Final Discount Remittance			
(CAR100D4)	TR/DR	Debit Credit	Payment Remittance Drafts in Portfolio

GL Reason Codes for CAR530B3

The following table lists the CAR530B3 reason codes and descriptions.

Reason Code	Description
MANRC	Scenarios-Trial to Final Collection Remittance
MANRD	Scenarios-Trial to Final Discount Remittance
CARNJ	Check Bypass Journal

Subsystem Event Determination CAR530B3

Define Subsystem Event Determination in the following manner.

Program	Reason Code	Description	Event
CAR530B3	MANRC	Scenarios-Trial to final Collection Remittance	COTRIALFIN
CAR530B3	MANRD	Scenarios-Trial to final Discount Remittance	DITRIALFIN
CAR530B3	CARNJ	Scenarios-Trial to final Discount Remittance	Check Bypass Journal

Events and Event Sequences CAR530B3

Event		Event Sequence	
BOLD		Sequence 00010	
Description:	TTTT	Ledger:	User-defined
Event Origin:	Subsystem	Book:	Actual Dollars
Subsystem Origin:	TTTTT	Model:	TTTTT
		Journal Grouping:	Yes
COTRIALFIN		Sequence 00010	
Description:	Trial to Final Collection Remittance	Ledger:	User-defined
Event Origin:	Subsystem	Book:	User-defined
Subsystem Origin:	Cartera	Model:	COTRIALFIN
DITRIALFIN		Sequence 00010	
Description:	Trial to Final Discount Remittance	Ledger:	User-defined
Event Origin:	Subsystem	Book:	User-defined
Subsystem Origin:	Cartera	Model:	DITRIALFIN

Journal Models CARTERA: CAR530B3

This section provides information about the journal models defined for CAR530B3.

Model:	COTRIALFIN
Model Header:	
Description:	CAR Trial Collection Remittance to Final Collection Remittance
Journal Source:	CR
Subsystem Origin:	Cartera

Line	Line Type	Account	Debit Macro	Credit Macro	Write Zero Amounts
010	Not a Gain or Loss Line	Collection Remittance Company: WDCOMP Company Number from transaction Profit Center: <i>WDCTYPPRCT</i> Collection Remittance Profit Center based on Customer Type Account: <i>WDCTYPEFGC</i> Collection Remittance Account based on Customer Type	P32TTDR Banks Total Debit Amount	P32TTCR Banks Total Credit Amount	No
020	Not a Gain or Loss Line	Drafts in Portfolio Company: WDCOMP Company Number from transaction Profit Center: <i>WDCTYPPRCT</i> Drafts in Portfolio Profit Center based on Customer Type Account: <i>WDCTYPEFCA</i> Drafts in Portfolio Account based on Customer Type	P32TTDR Banks Total Debit Amount	P32TTTCR Banks Total Credit Amount	No

Model: DITRIALFIN

Model Header:

Description: CAR Trial Discount Remittance to Final Discount Remittance

Journal Source: CR

Subsystem Origin: Cartera

Line	Line Type	Account	Debit Macro	Credit Macro	Write Zero Amounts
010	Not a Gain or Loss Line	Discounted Drafts Company: WDCOMP Company Number from transaction Profit Center: <i>WDCTYPPRCT</i> Discounted Drafts Profit Center based on Customer Type Account: <i>WDCTYPEFDI</i> Discounted Drafts Account based on Customer Type	P32TTDR Banks Total Debit Amount	P32TTCR Banks Total Credit Amount	No
020	Not a Gain or Loss Line	Drafts in Portfolio Company: WDCOMP Company Number from transaction Profit Center: <i>WDCTYPPRCT</i> Draft in Portfolio Profit Center based on Customer Type Account: <i>WDCTYPEFCA</i> Draft in Portfolio Account based on Customer Type	P32TTCR Banks Total Debit Amount	P32TTDR Banks Total Credit Amount	No

Journal Entry Creation in CAR535D1

The following table provides information about the journal entry lines created within CAR535D1.

Program Transaction	Status	Journal Entry Lines
Manual Remittance		
Create Trial to Final Collection Remittance		
(CAR535D1C)	TR/CR	Debit Collection Remittance Credit Drafts in Portfolio

Program Transaction	Status	Journal Entry Lines	
Manual Remittance Void Collection Remittance (CAR535D1C)	CR/TR	Debit Credit	Drafts in Portfolio Collection Remittance
Manual Remittance Create Trial to Final Discount Remittance (CAR535D1D)	TR/DR	Debit Credit	Payment Remittance Drafts in Portfolio
Manual Remittance Void Discount Remittance (CAR535D1D)	DR/TR	Debit Credit	Drafts in Portfolio Discount Remittance

GL Reason Codes for CAR535D1

The following table provides information about the CAR535D1 reason codes and descriptions.

Reason Code	Description
MANRC	Manual-Trial to Final Collection Remittance
MANRD	Manual-Trial to Final Discount Remittance
VOCOR	Void Collection Remittance
VODIR	Void Discount Remittance
CARNJ	Manual-Trial to Final Remittance

Subsystem Event Determination CAR535D1

Define Subsystem Event Determination in the following manner.

Program	Reason Code	Description	Event
CAR535D1	MANRC	Manual-Trial to final Collection Remittance	COTRIALFIN

Program	Reason Code	Description	Event
CAR535D1	MANRD	Manual-Trial to final Discount Remittance	DITRIALFIN
CAR535D1	VOCOR	Void Collection Remittance	COVOIDFIN
CAR535D1	VODIR	Void Discount Remittance	DIVOIDFIN
CAR535D1	CARNJ	Manual-Trial to final Remittance	Check Bypass Journal

Events and Event Sequences CAR535D1

Event	Event Sequence		
COTRIALFIN	Sequence 00010		
Description:	Trial to Final Collection Remittance	Ledger:	User-defined
Event Origin:	Subsystem	Book:	User-defined
Subsystem Origin:	Cartera	Model:	COTRIALFIN
DITRIALFIN	Sequence 00010		
Description:	Trial to Final Discount Remittance	Ledger:	User-defined
Event Origin:	Subsystem	Book:	User-defined
Subsystem Origin:	Cartera	Model:	DITRIALFIN
COVOIDFIN	Sequence 00010		
Description:	Void Collection Remittance	Ledger:	User-defined
Event Origin:	Subsystem	Book:	User-defined
Subsystem Origin:	Cartera	Model:	COVOIDFIN
DIVOIDFIN	Sequence 00010		
Description:	Void Discount Remittance	Ledger:	User-defined
Event Origin:	Subsystem	Book:	User-defined
Subsystem Origin:	Cartera	Model:	DIVOIDFIN

Journal Models CARTERA: CAR535D1

This section provides information about the journal models defined for CAR535D1.

Model:	COTRIALFIN
Model Header:	
Description:	CAR Trial Collection Remittance to Final Collection Remittance
Journal Source:	CR
Subsystem Origin:	Cartera

Line	Line Type	Account	Debit Macro	Credit Macro	Write Zero Amounts
010	Not a Gain or Loss Line	Collection Remittance Company: WDCOMP Company Number from transaction Profit Center: <i>WDCTYPPRCT</i> Collection Remittance Profit Center based on Customer Type Account: <i>WDCTYPEFGC</i> Collection Remittance Account based on Customer Type	P32TTDR Banks Total Debit Amount	P32TTCR Banks Total Credit Amount	No
020	Not a Gain or Loss Line	Drafts in Portfolio Company: WDCOMP Company Number from transaction Profit Center: <i>WDCTYPPRCT</i> Drafts in Portfolio Profit Center based on Customer Type Account: <i>WDCTYPEFCA</i> Drafts in Portfolio Account based on Customer Type	P32TTCR Banks Total Debit Amount	P32TTDR Banks Total Credit Amount	No

This section provides information about the journal models defined for CAR535D1.

Model:	DITRIALFIN
Model Header:	
Description:	CAR Trial Discount Remittance to Final Discount Remittance
Journal Source:	CR
Subsystem Origin:	Cartera

Line	Line Type	Account	Debit Macro	Credit Macro	Write Zero Amounts
010	Not a Gain or Loss Line	Discounted Drafts Company: WDCOMP Company Number from transaction Profit Center: <i>WDCTYPPRCT</i> Discounted Drafts Profit Center based on Customer Type Account: <i>WDCTYPEFDI</i> Discounted Drafts Account based on Customer Type	P32TTDR Banks Total Debit Amount	P32TTCR Banks Total Credit Amount	No
020	Not a Gain or Loss Line	Drafts in Portfolio Company: WDCOMP Company Number from transaction Profit Center: <i>WDCTYPPRCT</i> Draft in Portfolio Profit Center based on Customer Type Account: <i>WDCTYPEFCA</i> Draft in Portfolio Account based on Customer Type	P32TTCR Banks Total Debit Amount	P32TTDR Banks Total Credit Amount	No

Model:	COVOIDFIN
Model Header:	
Description:	CAR Void Collection Remittance
Journal Source:	CR
Subsystem Origin:	Cartera

Line	Line Type	Account	Debit Macro	Credit Macro	Write Zero Amounts
010	Not a Gain or Loss Line	Collection Remittance Company: WDCOMP Company Number from transaction Profit Center: <i>WDCTYPPRCT</i> Collection Remittance Profit Center based on Customer Type Account: <i>WDCTYPEFGC</i> Collection Remittance Account based on Customer Type	P32TTCR Banks Total Debit Amount	P32TTDR Banks Total Credit Amount	No
020	Not a Gain or Loss Line	Drafts in Portfolio Company: WDCOMP Company Number from transaction Profit Center: <i>WDCTYPPRCT</i> Drafts in Portfolio Profit Center based on Customer Type Account: <i>WDCTYPEFCA</i> Drafts in Portfolio Account based on Customer Type	P32TTDR Banks Total Debit Amount	P32TTCR Banks Total Credit Amount	No

Model:	DIVOIDFIN
Model Header:	
Description:	CAR Void Discount Remittance
Journal Source:	CR
Subsystem Origin:	Cartera

Line	Line Type	Account	Debit Macro	Credit Macro	Write Zero Amounts
010	Not a Gain or Loss Line	Discounted Drafts Company: WDCOMP Company Number from transaction Profit Center: <i>WDCTYPPRCT</i> Discounted Drafts Profit Center based on Customer Type Account: <i>WDCTYPEFDI</i> Discounted Drafts Account based on Customer Type	P32TTCR Banks Total Debit Amount	P32TTDR Banks Total Credit Amount	No
020	Not a Gain or Loss Line	Drafts in Portfolio Company: WDCOMP Company Number from transaction Profit Center: <i>WDCTYPPRCT</i> Draft in Portfolio Profit Center based on Customer Type Account: <i>WDCTYPEFCA</i> Draft in Portfolio Account based on Customer Type	P32TTDR Banks Total Debit Amount	P32TTCR Banks Total Credit Amount	No

Journal Entry Creation in CAR535D2

The following table provides information about the journal entry lines created within CAR535D2.

Program Transaction	Status	Journal Entry Lines	
Manual Remittance			
Create Trial to Final Collection Remittance			
(CAR535D1C)	TR/CR	Debit Credit	Collection Remittance Drafts in Portfolio
Manual Remittance			
Void Collection Remittance			
(CAR535D1C)	CR/TR	Debit Credit	Drafts in Portfolio Collection Remittance
Manual Remittance			
Create Trial to Final Discount Remittance			
(CAR535D1D)	TR/DR	Debit Credit	Payment Remittance Drafts in Portfolio
Manual Remittance			
Void Discount Remittance			
(CAR535D1D)	DR/TR	Debit Credit	Drafts in Portfolio Discount Remittance

GL Reason Codes for CAR535D2

The following table lists the CAR535D2 reason codes and descriptions.

Reason Code	Description
MANRC	Manual-Trial to Final Collection Remittance
MANRD	Manual-Trial to Final Discount Remittance
VOCOR	Void Collection Remittance
VODIR	Void Discount Remittance
CARNJ	Manual-Trial to Final Remittance

Subsystem Event Determination CAR535D2

Define Subsystem Event Determination in the following manner.

Program	Reason Code	Description	Event
CAR535D2	MANRC	Manual-Trial to final Collection Remittance	COTRIALFIN
CAR535D2	MANRD	Manual-Trial to final Discount Remittance	DITRIALFIN
CAR535D2	VOCOR	Void Collection Remittance	COVOIDFIN
CAR535D2	VODIR	Void Discount Remittance	DIVOIDFIN
CAR535D2	CARNJ	Manual-Trial to final Remittance	Check Bypass Journal

Events and Event Sequences CAR535D2

Event	Event Sequence		
COTRIALFIN	Sequence 00010		
Description:	Trial to Final Collection Remittance	Ledger:	User-defined
Event Origin:	Subsystem	Book:	User-defined
Subsystem Origin:	Cartera	Model:	COTRIALFIN
DITRIALFIN	Sequence 00010		
Description:	Trial to Final Discount Remittance	Ledger:	User-defined
Event Origin:	Subsystem	Book:	User-defined
Subsystem Origin:	Cartera	Model:	DITRIALFIN
COVOIDFIN	Sequence 00010		
Description:	Trial to Final Collection Remittance	Ledger:	User-defined
Event Origin:	Subsystem	Book:	User-defined
Subsystem Origin:	Cartera	Model:	COVOIDFIN
DIVOIDFIN	Sequence 00010		
Description:	Trial to Final Discount Remittance	Ledger:	User-defined
Event Origin:	Subsystem	Book:	User-defined
Subsystem Origin:	Cartera	Model:	DIVOIDFIN

Journal Models CARTERA: CAR535D2

This section provides information about the journal models defined for CAR535D2.

Model:	COTRIALFIN
Model Header:	
Description:	CAR Trial Collection Remittance to Final Collection Remittance
Journal Source:	CR
Subsystem Origin:	Cartera

Line	Line Type	Account	Debit Macro	Credit Macro	Write Zero Amounts
010	Not a Gain or Loss Line	Collection Remittance Company: WDCOMP Company Number from transaction Profit Center: <i>WDCTYPPRCT</i> Collection Remittance Profit Center based on Customer Type Account: <i>WDCTYPEFGC</i> Collection Remittance Account based on Customer Type	P32TTDR Banks Total Debit Amount	P32TTCR Banks Total Credit Amount	No
020	Not a Gain or Loss Line	Drafts in Portfolio Company: WDCOMP Company Number from transaction Profit Center: <i>WDCTYPPRCT</i> Drafts in Portfolio Profit Center based on Customer Type Account: <i>WDCTYPEFCA</i> Drafts in Portfolio Account based on Customer Type	P32TTCR Banks Total Debit Amount	P32TTDR Banks Total Credit Amount	No

Model:	DITRIALFIN
Model Header:	
Description:	CAR Trial Discount Remittance to Final Discount Remittance
Journal Source:	CR
Subsystem Origin:	Cartera

Line	Line Type	Account	Debit Macro	Credit Macro	Write Zero Amounts
010	Not a Gain or Loss Line	Discounted Drafts Company: WDCOMP Company Number from transaction Profit Center: <i>WDCTYPPRCT</i> Discounted Drafts Profit Center based on Customer Type Account: <i>WDCTYPEFDI</i> Discounted Drafts Account based on Customer Type	P32TTDR Banks Total Debit Amount	P32TTCR Banks Total Credit Amount	No
020	Not a Gain or Loss Line	Drafts in Portfolio Company: WDCOMP Company Number from transaction Profit Center: <i>WDCTYPPRCT</i> Draft in Portfolio Profit Center based on Customer Type Account: <i>WDCTYPEFCA</i> Draft in Portfolio Account based on Customer Type	P32TTCR Banks Total Debit Amount	P32TTDR Banks Total Credit Amount	No

Model:	COVOIDFIN
Model Header:	
Description:	CAR Void Collection Remittance
Journal Source:	CR
Subsystem Origin:	Cartera

Line	Line Type	Account	Debit Macro	Credit Macro	Write Zero Amounts
010	Not a Gain or Loss Line	Collection Remittance Company: WDCOMP Company Number from transaction Profit Center: <i>WDCTYPPRCT</i> Collection Remittance Profit Center based on Customer Type Account: <i>WDCTYPEFGC</i> Collection Remittance Account based on Customer Type	P32TTCR Banks Total Debit Amount	P32TTDR Banks Total Credit Amount	No
020	Not a Gain or Loss Line	Drafts in Portfolio Company: WDCOMP Company Number from transaction Profit Center: <i>WDCTYPPRCT</i> Drafts in Portfolio Profit Center based on Customer Type Account: <i>WDCTYPEFCA</i> Drafts in Portfolio Account based on Customer Type	P32TTDR Banks Total Debit Amount	P32TTCR Banks Total Credit Amount	No

Model:	DIVOIDFIN
Model Header:	
Description:	CAR Void Discount Remittance
Journal Source:	CR
Subsystem Origin:	Cartera

Line	Line Type	Account	Debit Macro	Credit Macro	Write Zero Amounts
010	Not a Gain or Loss Line	Discounted Drafts Company: WDCOMP Company Number from transaction Profit Center: <i>WDCTYPPRCT</i> Discounted Drafts Profit Center based on Customer Type Account: <i>WDCTYPEFDI</i> Discounted Drafts Account based on Customer Type	P32TTCR Banks Total Debit Amount	P32TTDR Banks Total Credit Amount	No
020	Not a Gain or Loss Line	Drafts in Portfolio Company: WDCOMP Company Number from transaction Profit Center: <i>WDCTYPPRCT</i> Draft in Portfolio Profit Center based on Customer Type Account: <i>WDCTYPEFCA</i> Draft in Portfolio Account based on Customer Type	P32TTDR Banks Total Debit Amount	P32TTCR Banks Total Credit Amount	No

Journal Entry Creation in CAR555B3

The following table provides information about the journal entry lines created within CAR555B3.

Program Transaction	Status	Journal Entry Lines	
Payment Collection Remittance (CAR555DC)	CR/CP	Debit	Banks Bank Expenses – Commissions Bank Expenses-Stamps Bank Expenses-Tax Bank Expenses-Mail Bank Expenses-Other Bank Expenses-Interest
		Credit	Collection Remittance
Payment Discount Remittance (CAR555DD)	DR/PD	Debit	Banks Bank Expenses – Commissions Bank Expenses–Stamps Bank Expenses–Tax Bank Expenses–Mail Bank Expenses–Other Bank Expenses–Interest
		Credit	Bank Debt of Discounted Drafts

In lieu of individual Bank Expenses as listed, Macros P32GVDR (debit) and P32GVCR (credit) can be used for the Total (Overhead) Bank Expenses.

GL Reason Codes for CAR555B3

The following table lists the CAR555B3 reason codes and descriptions.

Reason Code	Description
PAYCO	Payment Collection Remittance
PAYDI	Payment Discount Remittance
CARNJ	Check Bypass Journal

Subsystem Event Determination CAR555B3

Define Subsystem Event Determination in the following manner.

Program	Reason Code	Description	Event
CAR555B3	PAYCO	Payment Collection Remittance	PAYMCREMIT
CAR555B3	PAYDI	Payment Discount Remittance	PAYMDREMIT
CAR555B3	CARNJ	Payment Remittance	Check Bypass Journal

Events and Event Sequences CAR555B3

Event	Event Sequence		
PAYMCREMIT	Sequence 00010		
Description:	Payment Collection Remittance	Ledger:	User-defined
Event Origin:	Subsystem	Book:	User-defined
Subsystem Origin:	Cartera	Model:	PAYMCREMIT
PAYMDREMIT	Sequence 00010		
Description:	Payment Discount Remittance	Ledger:	User-defined
Event Origin:	Subsystem	Book:	User-defined
Subsystem Origin:	Cartera	Model:	PAYMDREMIT

Journal Models CARTERA: CAR555B3

This section provides information about the journal models defined for CAR555B3.

Model:	PAYMCREMIT
Model Header:	
Description:	CAR Payment of a Collection Remittance
Journal Source:	CR
Subsystem Origin:	Cartera

In lieu of individual Bank Expenses as listed, Macros P32GVDR (debit) and P32GVCR (credit) can be used for the Total (Overhead) Bank Expenses.

Line	Line Type	Account	Debit Macro	Credit Macro	Write Zero Amounts
010	Not a Gain or Loss Line	Banks Company: WDCOMP Company Number from transaction Profit Center: BPCOV Bank Profit Center from Bank Master Account: <i>WDCCCR</i> Bank Account based on bank account on Bank Master	P32TTDR Banks Debit Amount	P32TTCR Banks Credit Amount	No
020	Not a Gain or Loss Line	Payment Remittance Company: WDCOMP Company Number from transaction Profit Center: <i>WDCTYPPRCT</i> Collection Remittance Profit Center based on Customer Type Account: <i>WDCTYPEFGC</i> Collection Remittance Account based on Customer Type	WDDAMTCR Payment Debit Amount	WDDAMTDR Payment Credit Amount	No

Line	Line Type	Account	Debit Macro	Credit Macro	Write Zero Amounts
030	Not a Gain or Loss Line	<p>Bank Expenses - Commissions</p> <p>Company: WDCOMP Company Number from transaction</p> <p>Profit Center: <i>BPCOV</i> Commissions Expenses Profit Center based on Bank Master</p> <p>Account: <i>WDCCCRCOMM</i> Commissions Expenses Account based on Co/Collector /Currency</p>	<p>P32GCDR Commissions Expenses Total Debit Amount</p>	<p>P32GCCR Commissions Expenses Total Credit Amount</p>	No
040	Not a Gain or Loss Line	<p>Bank Expenses - Stamps</p> <p>Company: WDCOMP Company Number from transaction</p> <p>Profit Center: <i>BPCOV</i> Stamps Expenses Profit Center based on Bank Master</p> <p>Account: <i>WDCCCRSTAM</i> Stamps Expenses Account based on Co/Collector /Currency</p>	<p>P32GTDR Stamps Expenses Total Debit Amount</p>	<p>P32GTDR Stamps Expenses Total Credit Amount</p>	No

Line	Line Type	Account	Debit Macro	Credit Macro	Write Zero Amounts
050	Not a Gain or Loss Line	<p>Bank Expenses - Tax</p> <p>Company: WDCOMP Company Number from transaction</p> <p>Profit Center: <i>BPCOV</i> Tax Expenses Profit Center based on Bank Master</p> <p>Account: <i>WCCCCRTAXE</i> Tax Expenses Account based on Co/Collector /Currency</p>	P32GIDR Tax Expenses Total Debit Amount	P32GICR Tax Expenses Total Credit Amount	No
060	Not a Gain or Loss Line	<p>Bank Expenses - Mail</p> <p>Company: WDCOMP Company Number from transaction</p> <p>Profit Center: <i>BPCOV</i> Mail Expenses Profit Center based on Bank Master</p> <p>Account: <i>WCCCCRMAIL</i> Mail Expenses Account based on Co/Collector /Currency</p>	P32GRDR Mail Expenses Total Debit Amount	P32GRCR Mail Expenses Total Credit Amount	No

Line	Line Type	Account	Debit Macro	Credit Macro	Write Zero Amounts
080	Not a Gain or Loss Line	Bank Expenses - Other Company: WDCOMP Company Number from transaction Profit Center: <i>BPCOV</i> Other Expenses Profit Center based on Bank Master Account: <i>WCCCCROTHER</i> Other Expenses Account based on Co/Collector /Currency	P32OGDR Other Expenses Total Debit Amount	P32OGCR Other Expenses Total Credit Amount	No
090	Not a Gain or Loss Line	Bank Expenses - Interest Company: WDCOMP Company Number from transaction Profit Center: <i>BPCOV</i> Interest Expenses Profit Center based on Bank Master Account: <i>WCCCCRINTE</i> Interest Expenses Account based on Co/Collector /Currency	P32INDR Interest Expenses Total Debit Amount	P32INCR Interest Expenses Total Credit Amount	No

Model: PAYMDREMIT

Model Header:

Description: CAR Payment of a Discount Remittance

Journal Source: CR

Subsystem Origin: Cartera

Line	Line Type	Account	Debit Macro	Credit Macro	Write Zero Amounts
010	Not a Gain or Loss Line	<p>Banks</p> <p>Company: WDCOMP Company Number from transaction</p> <p>Profit Center: BPCOV Bank Profit Center from Bank Master</p> <p>Account: <i>WDCCCR</i> Bank Account based on Co/Collector/Currency</p>	P32TTDR Banks Debit Amount	P32TTCR Banks Credit Amount	No
020	Not a Gain or Loss Line	<p>Bank Debt of Discounted Drafts</p> <p>Company: WDCOMP Company Number from transaction</p> <p>Profit Center: BPCOV Bank Debt of Discounted Drafts Profit Center from Bank Master</p> <p>Account: <i>WDCCRDEEF</i> Bank Debt of Discounted Drafts Account based on Co/Collector/Currency</p>	WDDAMTCR Payment Debit Amount	WDDAMTDR Payment Credit Amount	No

Line	Line Type	Account	Debit Macro	Credit Macro	Write Zero Amounts
030	Not a Gain or Loss Line	<p>Bank Expenses - Commissions</p> <p>Company: WDCOMP Company Number from transaction</p> <p>Profit Center: <i>BPCOV</i> Commissions Expenses Profit Center based on Bank Master</p> <p>Account: <i>WDCCCRCOMM</i> Commissions Expenses Account based on Co/Collector /Currency</p>	<p>P32GCDR Commission Expenses Total Debit Amount</p>	<p>P32GCCR Commission Expenses Total Credit Amount</p>	No
040	Not a Gain or Loss Line	<p>Bank Expenses - Stamps</p> <p>Company: WDCOMP Company Number from transaction</p> <p>Profit Center: <i>BPCOV</i> Stamps Expenses Profit Center based on Bank Master</p> <p>Account: <i>WDCCCRSTAM</i> Stamps Expenses Account based on Co/Collector /Currency</p>	<p>P32GTDR Stamps Expenses Total Debit Amount</p>	<p>P32GTDR Stamps Expenses Total Credit Amount</p>	No

Line	Line Type	Account	Debit Macro	Credit Macro	Write Zero Amounts
050	Not a Gain or Loss Line	<p>Bank Expenses - Tax</p> <p>Company: WDCOMP Company Number from transaction</p> <p>Profit Center: <i>BPCOV</i> Tax Expenses Profit Center based on Bank Master</p> <p>Account: <i>WCCCCRTAXE</i> Tax Expenses Account based on Co/Collector /Currency</p>	P32GIDR Tax Expenses Total Debit Amount	P32GICR Tax Expenses Total Credit Amount	No
060	Not a Gain or Loss Line	<p>Bank Expenses - Mail</p> <p>Company: WDCOMP Company Number from transaction</p> <p>Profit Center: <i>BPCOV</i> Mail Expenses Profit Center based on Bank Master</p> <p>Account: <i>WCCCCRMAIL</i> Mail Expenses Account based on Co/Collector /Currency</p>	P32GRDR Mail Expenses Total Debit Amount	P32GRCR Mail Expenses Total Credit Amount	No

Line	Line Type	Account	Debit Macro	Credit Macro	Write Zero Amounts
080	Not a Gain or Loss Line	Bank Expenses - Other Company: WDCOMP Company Number from transaction Profit Center: <i>BPCOV</i> Other Expenses Profit Center based on Bank Master Account: <i>WCCCCROTHER</i> Other Expenses Account based on Co/Collector /Currency	P32OGDR Other Expenses Total Debit Amount	P32OGCR Other Expenses Total Credit Amount	No
090	Not a Gain or Loss Line	Bank Expenses - Interest Company: WDCOMP Company Number from transaction Profit Center: <i>BPCOV</i> Interest Expenses Profit Center based on Bank Master Account: <i>WCCCCRINTE</i> Interest Expenses Account based on Co/Collector /Currency	P32INDR Interest Expenses Total Debit Amount	P32INCR Interest Expenses Total Credit Amount	No

Journal Entry Creation in CAR555B7

The following table provides information about the journal entry lines created within CAR555B7.

Program Transaction	Status	Journal Entry Lines	
Post Remittances Expenses (CAR555D6)	CP/CP	Debit	Bank Expenses-Commissions
	PD/PD	Debit	Bank Expenses-Stamps Bank Expenses-Tax Bank Expenses-Mail Bank Expenses-Other Bank Expenses-Interest
		Credit	Banks

In lieu of individual Bank Expenses as listed, Macros P32GVDR (debit) and P32GVCR (credit) can be used for the Total (Overhead) Bank Expenses.

GL Reason Codes for CAR555B7

The following table provides information about the CAR555B7 reason codes and descriptions.

Reason Code	Description
EXPEN	Post Remittances Expenses
CARNJ	Check Bypass Journal

Subsystem Event Determination CAR555B7

Define Subsystem Event Determination in the following manner.

Program	Reason Code	Description	Event
CAR555B7	EXPEN	Post Remittance Expenses	EXPENREMIT
CAR555B3	CARNJ	Post Remittance Expenses	Check Bypass Journal

Events and Event Sequences CAR555B7

Event	Event Sequence		
EXPENREMIT	Sequence 00010		
Description:	Post Remittance Expenses	Ledger:	User-defined
Event Origin:	Subsystem	Book:	User-defined
Subsystem Origin:	Cartera	Model:	EXPENREMIT

Journal Models CARTERA: CAR555B7

This section provides information about the journal models defined for CAR555B7.

Model:	EXPENREMIT
Model Header:	
Description:	CAR Remittance Expenses
Journal Source:	CR
Subsystem Origin:	Cartera

In lieu of individual Bank Expenses as listed, Macros P32GVDR (debit) and P32GVCR (credit) can be used for the Total (Overhead) Bank Expenses.

Line	Line Type	Account	Debit Macro	Credit Macro	Write Zero Amounts
010	Not a Gain or Loss Line	Banks Company: WDCOMP Company Number from transaction Profit Center: BPCOV Bank Profit Center from Bank Master Account: <i>WDCCCR</i> Bank Account based on bank account on Bank Master	P32TTCR Banks Total Debit Amount	P32TTDR Banks Total Credit Amount	No

Line	Line Type	Account	Debit Macro	Credit Macro	Write Zero Amounts
020	Not a Gain or Loss Line	Bank Expenses - Commissions Company: WDCOMP Company Number from transaction Profit Center: BPCOV Commissions Expenses Profit Center based on Bank Master Account: <i>WDCCCRCOMM</i> Commissions Expenses Account based on Co/Collector /Currency	P32GCDR Commission Expenses Total Debit Amount	P32GCCR Commission Expenses Total Credit Amount	No
030	Not a Gain or Loss Line	Bank Expenses - Stamps Company: WDCOMP Company Number from transaction Profit Center: BPCOV Stamps Expenses Profit Center based on Bank Master Account: <i>WDCCCRSTAM</i> Stamps Expenses Account based on Co/Collector /Currency	P32GTDR Stamps Expenses Total Debit Amount	P32GTDR Stamps Expenses Total Credit Amount	No

Line	Line Type	Account	Debit Macro	Credit Macro	Write Zero Amounts
040	Not a Gain or Loss Line	<p>Bank Expenses - Tax</p> <p>Company: WDCOMP Company Number from transaction</p> <p>Profit Center: <i>BPCOV</i> Tax Expenses Profit Center based on Bank Master</p> <p>Account: <i>WCCCCRTAXE</i> Tax Expenses Account based on Co/Collector /Currency</p>	<p>P32GIDR Tax Expenses Total Debit Amount</p>	<p>P32GICR Tax Expenses Total Credit Amount</p>	No
050	Not a Gain or Loss Line	<p>Bank Expenses - Mail</p> <p>Company: WDCOMP Company Number from transaction</p> <p>Profit Center: <i>BPCOV</i> Mail Expenses Profit Center based on Bank Master</p> <p>Account: <i>WCCCCRMAIL</i> Mail Expenses Account based on Co/Collector /Currency</p>	<p>P32GRDR Mail Expenses Total Debit Amount</p>	<p>P32GRCR Mail Expenses Total Credit Amount</p>	No

Line	Line Type	Account	Debit Macro	Credit Macro	Write Zero Amounts
070	Not a Gain or Loss Line	Bank Expenses - Other Company: WDCOMP Company Number from transaction Profit Center: <i>BPCOV</i> Other Expenses Profit Center based on Bank Master Account: <i>WCCCCROTHER</i> Other Expenses Account based on Co/Collector /Currency	P32OGDR Other Expenses Total Debit Amount	P32OGCR Other Expenses Total Credit Amount	No
080	Not a Gain or Loss Line	Bank Expenses - Interest Company: WDCOMP Company Number from transaction Profit Center: <i>BPCOV</i> Interest Expenses Profit Center based on Bank Master Account: <i>WCCCCRINTE</i> Interest Expenses Account based on Co/Collector /Currency	P32INDR Interest Expenses Total Debit Amount	P32INCR Interest Expenses Total Credit Amount	No

Journal Entry Creation in CAR951B

The following table provides information about the journal entry lines created within CAR951B.

Program Transaction	Status	Journal Entry Lines	
Customer Risk Updating			
Cancel Discounted Drafts			
(CAR951B)	PD/OD	Debit	Bank Debt of Discounted Drafts
		Credit	Discounted Drafts

GL Reason Codes for CAR951B

The following table lists the CAR951B reason codes and descriptions.

Reason Code	Description
RISKU	Customer Risk Update
CARNJ	Check Bypass Journal

Subsystem Event Determination CAR951B

Define Subsystem Event Determination in the following manner.

Program	Reason Code	Description	Event
CAR951B	RISKU	Customer Risk Update	RISKUPDATE
CAR951B	CARNJ	Post Remittance Expenses	Check Bypass Journal

Events and Event Sequences CAR951B

Event	Event Sequence		
RISKUPDATE	Sequence 00010		
Description:	Post Remittance Expenses	Ledger:	User-defined
Event Origin:	Subsystem	Book:	User-defined
Subsystem Origin:	Cartera	Model:	RISKUPDATE

Journal Models CARTERA: CAR951B

This section provides information about the journal models defined for CAR951B.

Model:	RISKUPDATE
Model Header:	
Description:	CAR Customer Risk Update
Journal Source:	CR
Subsystem Origin:	Cartera

Line	Line Type	Account	Debit Macro	Credit Macro	Write Zero Amounts
010	Not a Gain or Loss Line	Discounted Drafts Company: WDCOMP Company Number from transaction Profit Center: <i>WDCTYPPRCT</i> Discounted Drafts Profit Center from Bank Master Account: <i>WDCTYPEFDI</i> Discounted Drafts Account based on Customer Type	P32TTDR Bank Debit Amount	P32TTCR Bank Credit Amount	No
020	Not a Gain or Loss Line	Bank Debt of Discounted Drafts Company: WDCOMP Company Number from transaction Profit Center: BPCOV Bank Debt of Discounted Drafts Profit Center from Bank Master Account: <i>WDCCCRDEEF</i> Bank Debt of Discounted Drafts Account based on Co/Collector /Currency	WDDAMTCR Payment Debit Amount	WDDAMTDR Payment Credit Amount	No

Journal Entry Creation in CAR953B

The following table provides information about the journal entry lines created within CAR953B.

Program Transaction	Status	Journal Entry Lines	
Documents to Grace Days Discounted Drafts (CAR953B1)	OD/GD	Debit	Bank Debt of Discounted Drafts
		Credit	Discounted Drafts
Documents to Grace Days Non remittable documents (CAR953B1)	ON/OO	Debit	Bank Debt of Discounted Drafts
		Credit	Discounted Drafts

GL Reason Codes for CAR953B

The following table lists the CAR951B reason codes and descriptions.

Reason Code	Description
ACTAC	Grace Days – Discount
PNPV	Overdue Outstanding Non remittable

Subsystem Event Determination CAR953B

Define Subsystem Event Determination in the following manner.

Program	Reason Code	Description	Event
CAR953B	ACTAC	Grace Days – Discount	GRACEDAYS
CAR953B	PNPV	Overdue Outstanding Non Remittable	Check Bypass Journal

Events and Event Sequences CAR953B

Event		Event Sequence	
GRACEDAYS		Sequence 00010	
Description:	Docs in Discount Remit to Grace Days	Ledger:	User-defined
Event Origin:	Subsystem	Book:	User-defined
Subsystem Origin:	Cartera	Model:	GRACEDAYS

Journal Models CARTERA: CAR953B

This section provides information about the journal models defined for CAR953B.

Model:	GRACEDAYS
Model Header:	
Description:	CAR Docs in Discount Remitt. To Grace Days
Journal Source:	CR
Subsystem Origin:	Cartera

Line	Line Type	Account	Debit Macro	Credit Macro	Write Zero Amounts
010	Not a Gain or Loss Line	Discounted Drafts Company: WDCOMP Company Number from transaction Profit Center: <i>WDCTYPPRCT</i> Discounted Drafts Profit Center from Bank Master Account: <i>WDCTYPEFDI</i> Discounted Drafts Account based on Customer Type	P32TTDR Bank Debit Amount	P32TTCR Bank Credit Amount	No

Line	Line Type	Account	Debit Macro	Credit Macro	Write Zero Amounts
020	Not a Gain or Loss Line	Bank Debt of Discounted Drafts Company: WDCOMP Company Number from transaction Profit Center: BPCOV Bank Debt of Discounted Drafts Profit Center from Bank Master Account: WDCCCRDEEF Bank Debt of Discounted Drafts Account based on Co/Collector /Currency	WDDAMTCR Payment Debit Amount	WDDAMTDR Payment Credit Amount	No

Journal Models MLT910B1 Cartera Revaluation

This section provides information about the following journal models created for MLT910.

Model:	CARREVAL
Model Header:	for Original Revaluation
Description:	Cartera MLT Realized Gains and Losses
Journal Source:	CA
Subsystem Origin:	Cartera

Model:	CARREVAL
Model Header:	
Description:	Cartera MLT Realized Gains and Losses
Journal Source:	CA
Subsystem Origin:	Cartera

Line	Line Type	Account	Debit Macro	Credit Macro	Write Zero Amounts
010	Positive Gain or Loss Line	Accounts Receivable Company: WDCOMP Company Number on A/R transaction Profit Center: <i>WDCTYPPRCT</i> A/R Profit Center from Customer Type Account: WDCTYP Accounts Receivable Account based on Customer Type		WDOAMT Transaction Amount	Yes
020	Positive Gain or Loss Line	Realized Loss Company: WDCOMP Company Number on A/R transaction Profit Center: <i>WDCTYPPRCT</i> Realized Loss Profit Center from Customer Type Account: <i>WDCTYPLOSS</i> Realized Loss Account based on Customer Type	WDOAMT Transaction Amount		Yes
030	Negative Gain or Loss Line	Accounts Receivable Company: WDCOMP Company Number on A/R transaction Profit Center: <i>WDCTYPPRCT</i> A/R Profit Center from Customer Type Account: WDCTYP Accounts Receivable Account based on Customer Type	WDOAMT Transaction Amount		Yes

Line	Line Type	Account	Debit Macro	Credit Macro	Write Zero Amounts
040	Negative Gain or Loss Line	Realized Gain Company: WDCOMP Company Number on A/R transaction Profit Center: <i>WDCTYPPRCT</i> Realized Gain Profit Center from Customer Type Account: <i>WDCTYPGAIN</i> Realized Gain Account based on Customer Type		WDOAMT Transaction Amount	Yes

Journal Entry Creation in CAR120D2

The following table provides information about the journal entry lines created within CAR120D2.

Program Transaction	Status	Journal Entry Lines
Document Breakdown		
Source Document-Non Remittable		
(CAR120D)	OO/VB	Debit Bridge Account Breakdown
	CN/VB	Credit Accounts Receivable
	ON/VB	
Document Breakdown		
Source Document-Remittable		
(CAR120D)	OR/VB	Debit Bridge Account Breakdown
	AO/VB	Credit Drafts in Portfolio

Program Transaction	Status	Journal Entry Lines	
Document Breakdown			
Target Document-Non Remittable			
(CAR120B2)	ON/ON CN/CN	Debit Credit	Accounts Receivable Bridge Account Breakdown
Document Breakdown			
Target Document-Non Remittable			
(CAR120B5)	VZ/VZ	Debit Credit	Accounts Receivable Bridge Account Breakdown
Document Breakdown			
Target Document-Non Remittable			
(CAR120B3)	CN/CN	Debit Credit	Accounts Receivable Bridge Account Breakdown
Document Breakdown			
Target Document-Remittable			
(CAR120B1)	AO/AO	Debit Credit	Drafts in Portfolio Bridge Account Breakdown
Document Breakdown			
Target Document-Remittable			
(CAR120B4)	OR/OR	Debit Credit	Drafts in Portfolio Bridge Account Breakdown

GL Reason Codes for CAR120D2

The following table lists the CAR120D2 reason codes and descriptions.

Reason Code	Description
VOIDN	Breakdown-Source Non Remittable
VOIDR	Breakdown-Source Remittable
NVOID	Breakdown-Target Non Remittable
RVOID	Breakdown-Target Remittable

Reason Code	Description
CARNJ	Check Bypass Journal

Subsystem Event Determination CAR120D2

Define Subsystem Event Determination in the following manner.

Program	Reason Code	Description	Event
CAR120D2	VOIDN	Breakdown	CONSBRKVNR
CAR120D2	VOIDR	Breakdown	CONSBRKVRE
CAR120D2	NVOID	Breakdown	CONSBRKNRV
CAR120D2	RVOID	Breakdown	CONSBRKREV
CAR120D2	CARNJ	Breakdown	Check Bypass Journal

Events and Event Sequences CAR120D2

Event	Event Sequence		
CONSBRKVNR	Sequence 00010		
Description:	Breakdown-Source Non Remittable	Ledger:	User-defined
Event Origin:	Subsystem	Book:	User-defined
Subsystem Origin:	Cartera	Model:	CONSBRKVNR
CONSBRKVRE	Sequence 00010		
Description:	Breakdown Source Remittable	Ledger:	User-defined
Event Origin:	Subsystem	Book:	User-defined
Subsystem Origin:	Cartera	Model:	CONSBRKVRE
CONSBRKNRV	Sequence 00010		
Description:	Breakdown-Target Non Remittable	Ledger:	User-defined
Event Origin:	Subsystem	Book:	User-defined
Subsystem Origin:	Cartera	Model:	CONSBRKNRV
CONSBRKREV	Sequence 00010		
Description:	Breakdown Target Remittable	Ledger:	User-defined
Event Origin:	Subsystem	Book:	User-defined
Subsystem Origin:	Cartera	Model:	CONSBRKREV

Journal Models CARTERA: CAR120D2

This section provides information about the journal models defined for CAR120D2.

Model:	CONSBRKVNR
Model Header:	
Description:	CAR Consolidation/Breakdown – Source Non Remittable Doc.
Journal Source:	CR
Subsystem Origin:	Cartera

Line	Line Type	Account	Debit Macro	Credit Macro	Write Zero Amounts
010	Not a Gain or Loss Line	Bridge Account Company: WDCOMP Company Number from transaction Profit Center: <i>WDCTYPPRCT</i> Bridge Account Profit Center based on Customer Type Account: <i>WDCTYPBRDG</i> Bridge Account based on Customer Type	WDDAMTDR Payment Debit Amount	WDDAMTCR Payment Credit Amount	No

Line	Line Type	Account	Debit Macro	Credit Macro	Write Zero Amounts
020	Not a Gain or Loss Line	Accounts Receivable Company: WDCOMP Company Number from transaction Profit Center: <i>WDCTYPPRCT</i> Accounts Receivable Profit Center based on Customer Type Account: <i>WDCTYP</i> Accounts Receivable Account based on Customer Type	WDDAMTCR Payment Debit Amount	WDDAMTDR Payment Credit Amount	No

Model: CONSBRKVRE

Model Header:

Description: CAR Consolidation/Breakdown – Source Remittable

Journal Source: CR

Subsystem Origin: Cartera

Line	Line Type	Account	Debit Macro	Credit Macro	Write Zero Amounts
010	Not a Gain or Loss Line	Bridge Account Company: WDCOMP Company Number from transaction Profit Center: <i>WDCTYPPRCT</i> Bridge Account Profit Center based on Customer Type Account: <i>WDCTYPBRDG</i> Bridge Account based on Customer Type	WDDAMTDR Payment Debit Amount	WDDAMTCR Payment Credit Amount	No
020	Not a Gain or Loss Line	Drafts in Portfolio Company: WDCOMP Company Number from transaction Profit Center: <i>WDCTYPPRCT</i> Drafts in Portfolio Profit Center based on Customer Type Account: <i>WDCTYPEFCA</i> Drafts in Portfolio Account based on Customer Type	WDDAMTCR Payment Debit Amount	WDDAMTDR Payment Credit Amount	No

Model: CONSBKNRV

Model Header:

Description: CAR Consolidation/Breakdown – Target
Non Remittable

Journal Source: CR

Subsystem Origin: Cartera

Line	Line Type	Account	Debit Macro	Credit Macro	Write Zero Amounts
010	Not a Gain or Loss Line	Accounts Receivable Company: WDCOMP Company Number from transaction Profit Center: <i>WDCTYPPRCT</i> Bridge Account Profit Center based on Customer Type Account: <i>WDCTYP</i> Accounts Receivable Account based on Customer Type	WDDAMTDR Payment Debit Amount	WDDAMTCR Payment Credit Amount	No
020	Not a Gain or Loss Line	Bridge Account Company: WDCOMP Company Number from transaction Profit Center: <i>WDCTYPPRCT</i> Accounts Receivable Profit Center based on Customer Type Account: <i>WDCTYPBRDG</i> Bridge Account based on Customer Type	WDDAMTCR Payment Debit Amount	WDDAMTDR Payment Credit Amount	No

Model: CONSBRKREV

Model Header:

Description: CAR Document
Consolidation/Breakdown – Remittable Document

Journal Source: CR

Subsystem Origin: Cartera

Line	Line Type	Account	Debit Macro	Credit Macro	Write Zero Amounts
010	Not a Gain or Loss Line	Drafts in Portfolio Company: WDCOMP Company Number from transaction Profit Center: <i>WDCTYPPRCT</i> Drafts in Portfolio Profit Center based on Customer Type Account: <i>WDCTYPEFCA</i> Drafts in Portfolio Account based on Customer Type	WDDAMTDR Payment Debit Amount	WDDAMTCR Payment Credit Amount	No
020	Not a Gain or Loss Line	Bridge Account Company: WDCOMP Company Number from transaction Profit Center: <i>WDCTYPPRCT</i> Bridge Account Profit Center based on Customer Type Account: <i>WDCTYPBRDG</i> Bridge Account based on Customer Type	WDDAMTCR Payment Debit Amount	WDDAMTDR Payment Credit Amount	No

Journal Entry Creation in CAR110B2

The following table provides information about the journal entry lines created within CAR110B2.

Program Transaction	Status	Journal Entry Lines
Document Acceptance		
Send to be accepted		
(CAR110D1)	AO/SA	Debit Documents sent to be Accepted Credit Drafts in Portfolio

Program Transaction	Status	Journal Entry Lines	
Document Acceptance			
Document accepted as a Remittable			
(CAR110D2)	SA/OR	Debit Credit	Drafts in Portfolio Documents sent to be Accepted

GL Reason Codes for CAR110B2

The following table provides information about the CAR110B2 reason codes and descriptions.

Reason Code	Description
SNDAC	Document Acceptance – Sent to be Accepted
RCVOR	Document Acceptance – Accepted as a Remittable
CARNJ	Check Bypass Journal

Subsystem Event Determination CAR110B2

Define Subsystem Event Determination in the following manner.

Program	Reason Code	Description	Event
CAR110B2	SNDAC	Document Acceptance	SENDACCPT
CAR110B2	RCVOR	Document Acceptance	SENDACCPT
CAR110B2	CARNJ	Document Acceptance	Check Bypass Journal

Events and Event Sequences CAR110B2

Event	Event Sequence		
BOLD	Sequence 00010		
Description:	TTTT	Ledger:	User-defined
Event Origin:	Subsystem	Book:	Actual Dollars
Subsystem Origin:	TTTTT	Model:	TTTTT
		Journal Grouping:	Yes

Event		Event Sequence	
BOLD		Sequence 00010	
Description:	TTTT	Ledger:	User-defined
Event Origin:	Subsystem	Book:	Actual Dollars
Subsystem Origin:	TTTTT	Model:	TTTTT
		Journal Grouping:	Yes
SENDACCPT		Sequence 00010	
Description:	Document sent to be accepted	Ledger:	User-defined
Event Origin:	Subsystem	Book:	User-defined
Subsystem Origin:	Cartera	Model:	SENDACCPT

Journal Models CARTERA: CAR110B2

This section provides information about the journal models defined for CAR110B2.

Model:	SENDACCPT
Model Header:	
Description:	CAR Document Sent to be Accepted/Accepted as a Remittable
Journal Source:	CR
Subsystem Origin:	Cartera

Line	Line Type	Account	Debit Macro	Credit Macro	Write Zero Amounts
010	Not a Gain or Loss Line	Documents sent to be Accepted Company: WDCOMP Company Number from transaction Profit Center: <i>WDCTYPPRCT</i> Bridge Account Profit Center based on Customer Type Account: <i>WDCTYPBRDG</i> Bridge Account based on Customer Type	WDDAMTDR Payment Debit Amount	WDDAMTCR Payment Credit Amount	No

Line	Line Type	Account	Debit Macro	Credit Macro	Write Zero Amounts
020	Not a Gain or Loss Line	Drafts in Portfolio Company: WDCOMP Company Number from transaction Profit Center: <i>WDCTYPPRCT</i> Drafts in Portfolio Profit Center based on Customer Type Account: <i>WDCTYPEFCA</i> Drafts in Portfolio Account based on Customer Type	WDDAMTCR Payment Debit Amount	WDDAMTDR Payment Credit Amount	No

Journal Entry Creation in CAR115D2

The following table provides information about the journal entry lines created within CAR115D2.

Program Transaction	Status	Journal Entry Lines
Document Breakdown		
Source Document-Non Remittable		
(CAR115D)	OO/VC CN/VC ON/VC	Debit Credit Bridge Account Breakdown Accounts Receivable
Document Breakdown		
Source Document-Remittable		
(CAR115D)	OR/VC AO/VC	Debit Credit Bridge Account Breakdown Drafts in Portfolio
Document Breakdown		
Target Document-Non Remittable		
(CAR115B)	ON/ON CN/CN VZ/VZ	Debit Credit Accounts Receivable Bridge Account Breakdown

Program Transaction	Status	Journal Entry Lines	
Document Breakdown			
Target Document-Remittable			
(CAR115B)	AO/AO OR/OR	Debit Credit	Drafts in Portfolio Bridge Account Breakdown

GL Reason Codes for CAR115D2

The following table provides information about the CAR115D2 reason codes and descriptions.

Reason Code	Description
VOIDN	Consolidation- Source Non Remittable
VOIDR	Consolidation-Source Remittable
NVOID	Consolidation-Target Non Remittable
RVOID	Consolidation-Target Remittable
CARNJ	Check Bypass Journal

Subsystem Event Determination CAR115D2

Define Subsystem Event Determination in the following manner.

Program	Reason Code	Description	Event
CAR115D2	VOIDN	Consolidation	CONSBRKVNR
CAR115D2	VOIDR	Consolidation	CONSBRKVRE
CAR115D2	NVOID	Consolidation	CONSBRKNRV
CAR115D2	RVOID	Consolidation	CONSBRKREV
CAR115D2	CARNJ	Consolidation	Check Bypass Journal

Events and Event Sequences CAR115D2

Event		Event Sequence	
CONSBRKVNR		Sequence 00010	
Description:	Consolidation-Source Non Remittable	Ledger:	User-defined
Event Origin:	Subsystem	Book:	User-defined
Subsystem Origin:	Cartera	Model:	CONSBRKVNR
CONSBRKVRE		Sequence 00010	
Description:	Consolidation – Source Remittable	Ledger:	User-defined
Event Origin:	Subsystem	Book:	User-defined
Subsystem Origin:	Cartera	Model:	CONSBRKVRE
CONSBRKNRV		Sequence 00010	
Description:	Consolidation – Target Non Remittable	Ledger:	User-defined
Event Origin:	Subsystem	Book:	User-defined
Subsystem Origin:	Cartera	Model:	CONSBRKNRV
CONSBRKREV		Sequence 00010	
Description:	Consolidation – Target Remittable	Ledger:	User-defined
Event Origin:	Subsystem	Book:	User-defined
Subsystem Origin:	Cartera	Model:	CONSBRKREV

Journal Models CARTERA: CAR115D2

This section provides information about the journal models defined for CAR115D2.

Model:	CONSBRKVNR
Model Header:	
Description:	CAR Document Consolidation/Breakdown – Non Remittable Document
Journal Source:	CR
Subsystem Origin:	Cartera

Line	Line Type	Account	Debit Macro	Credit Macro	Write Zero Amounts
010	Not a Gain or Loss Line	Bridge Account Company: WDCOMP Company Number from transaction Profit Center: <i>WDCTYPPRCT</i> Bridge Account Profit Center based on Customer Type Account: <i>WDCTYPBRDG</i> Bridge Account based on Customer Type	WDDAMTDR Payment Debit Amount	WDDAMTCR Payment Credit Amount	No
020	Not a Gain or Loss Line	Accounts Receivable Company: WDCOMP Company Number from transaction Profit Center: <i>WDCTYPPRCT</i> Accounts Receivable Profit Center based on Customer Type Account: <i>WDCTYP</i> Accounts Receivable Account based on Customer Type	WDDAMTCR Payment Debit Amount	WDDAMTDR Payment Credit Amount	No

Model: CONSBRKVRE

Model Header:

Description: CAR Document
Consolidation/Breakdown – Remittable
Document

Journal Source: CR

Subsystem Origin: Cartera

Line	Line Type	Account	Debit Macro	Credit Macro	Write Zero Amounts
010	Not a Gain or Loss Line	Bridge Account Company: WDCOMP Company Number from transaction Profit Center: <i>WDCTYPPRCT</i> Bridge Account Profit Center based on Customer Type Account: <i>WDCTYPBRDG</i> Bridge Account based on Customer Type	WDDAMTDR Payment Debit Amount	WDDAMTCR Payment Credit Amount	No
020	Not a Gain or Loss Line	Drafts in Portfolio Company: WDCOMP Company Number from transaction Profit Center: <i>WDCTYPPRCT</i> Drafts in Portfolio Profit Center based on Customer Type Account: <i>WDCTYPEFCA</i> Drafts in Portfolio Account based on Customer Type	WDDAMTCR Payment Debit Amount	WDDAMTDR Payment Credit Amount	No

Model: CONSBKNRV

Model Header:

Description: CAR Document
Consolidation/Breakdown – Non Remittable Document

Journal Source: CR

Subsystem Origin: Cartera

Line	Line Type	Account	Debit Macro	Credit Macro	Write Zero Amounts
010	Not a Gain or Loss Line	Accounts Receivable Company: WDCOMP Company Number from transaction Profit Center: <i>WDCTYPPRCT</i> Accounts Receivable Profit Center based on Customer Type Account: <i>WDCTYP</i> Accounts Receivable Account based on Customer Type	WDDAMTDR Payment Debit Amount	WDDAMTCR Payment Credit Amount	No
020	Not a Gain or Loss Line	Bridge Account Company: WDCOMP Company Number from transaction Profit Center: <i>WDCTYPPRCT</i> Bridge Account Profit Center based on Customer Type Account: <i>WDCTYPBRDG</i> Bridge Account based on Customer Type	WDDAMTCR Payment Debit Amount	WDDAMTDR Payment Credit Amount	No

Model: CONSBRKRE

Model Header:

Description: CAR Document
Consolidation/Breakdown – Remittable Document

Journal Source: CR

Subsystem Origin: Cartera

Line	Line Type	Account	Debit Macro	Credit Macro	Write Zero Amounts
010	Not a Gain or Loss Line	<p>Drafts in Portfolio</p> <p>Company: WDCOMP Company Number from transaction</p> <p>Profit Center: <i>WDCTYPPRCT</i> Drafts in Portfolio Profit Center based on Customer Type</p> <p>Account: <i>WDCTYPEFCA</i> Drafts in Portfolio Account based on Customer Type</p>	WDDAMTDR Payment Debit Amount	WDDAMTCR Payment Credit Amount	No
020	Not a Gain or Loss Line	<p>Bridge Account</p> <p>Company: WDCOMP Company Number from transaction</p> <p>Profit Center: <i>WDCTYPPRCT</i> Bridge Account Profit Center based on Customer Type</p> <p>Account: <i>WDCTYPBRDG</i> Bridge Account based on Customer Type</p>	WDDAMTCR Payment Debit Amount	WDDAMTDR Payment Credit Amount	No

Notes

This chapter discusses ATP used for Infor Payroll.

The chapter consists of the following topics:

Topic	Page
Payroll Macro Availability	9-2
Programs and Accounting Entries	9-14

Payroll Macro Availability

This section covers ATP set up and Model Definition for Infor Payroll. The macros in the following table are used for Infor Payroll as an Infor ERP LX subsystem.

File	File Description	Payroll
PYPCL	Employee Check Ledger File	X
PYPIL	Employee Income Ledger File	X
PYPDL	Employee Deductions Ledger File	X
PRPMS	Employee Root Master File	X
PYPCA	Checking Account Control File	X

The Macros file is shipped complete with all available macros created. The following table lists the available macros by file name.

WARNING! Do not use certain combinations of macros on a single model line. Debit and credit macros on a model line must have a unique relationship with each macro on the line that resolves to a single database record.

PYPCL Employee Check Ledger File

Subsystem Origin: Payroll Processing

Use Macro As

Macro and Description	Macro Field	Seg.	Date	Amount	Reference
CLER Payroll Employer Number	CLER	X			X
CLCHKA Payroll Account #	CLCHKA	X			X
CLCHKN Payroll Check Number	CLCHKN				X
CLEN Payroll Employee Number	CLEN	X			X

Use Macro As

Macro and Description	Macro Field	Seg.	Date	Amount	Reference
CLDTEH Payroll Check Date-Hyf	CLDTEH				X
CLDTEE Payroll Check Date-Edited	CLDTEE				X
CLDTE8 Payroll Check Date-8 Digit	CLDTE8		X		X
CLVDTH Payroll Date Of Void/Stop-Hyf	CLVDTH				X
CLVDTE Payroll Date Of Void/Stop-Edit	CLVDTE				X
CLVDT8 Payroll Date Of Void/Stop-8	CLVDT8		X		X
CLGROS Payroll Gross Pay	CLGROS			X	X
CLGROSA Payroll Gross Pay-Debit	CLGROS			X	X
CLGROSB Payroll Gross Pay-Credit	CLGROS			X	X
CLAMT Payroll Amount Of Check	CLAMT			X	X
CLAMTA Payroll Amount Of Check-Debit	CLAMT			X	X
CLAMTB Payroll Amount Of Check-Credit	CLAMT			X	X
CLFLAG Payroll G/L Close Flag	CLFLAG				X
CLCY Payroll Cycle Code	CLCY	X			X
CLPENH Payroll Period Ending-Hyf	CLPENH				X
CLPEND Payroll Period Ending-Edited	CLPEND				X
CLPEN8 Payroll Period Ending-8 Digit	CLPEN8		X		X

Use Macro As

Macro and Description	Macro Field	Seg.	Date	Amount	Reference
CLFYR Payroll Fiscal Year	CLFYR				X
CLFMON Payroll Fiscal Month	CLFMON				X
CLLV1 Payroll Level 1	CLLV1	X			X
CLLV2 Payroll Level 2	CLLV2	X			X
CLLV3 Payroll Level 3	CLLV3	X			X
CLLV4 Payroll Level 4	CLLV4	X			X
CLWW Payroll Weeks Worked	CLWW				X
CLISEQ Payroll Internal Seq. Number	CLISEQ				X
CLPENQ Payroll Period Ending Sequence	CLPENQ				X
CLODCT Payroll On-Dem Chk Type	CLODCT	X			X
CLUIC Payroll Uic	CLUIC	X			X
CLAJVD Payroll Adjust/Void/Manual	CLAJVD				X
CLTO Payroll Tax Co.	CLTO	X			X
CLMWK1 Payroll Fut Use-Misc Week	CLMWK1				X
CLTFRQ Payroll Fut Use-Tax Freq	CLTFRQ				X
CLTC01 Payroll Tip Comp Flag	CLTC01				X
CLTC02 Payroll Tip Comp Override	CLTC02				X

Use Macro As

Macro and Description	Macro Field	Seg.	Date	Amount	Reference
CLPOS Payroll Base Position	CLPOS	X			X

PYPIL Employee Income Ledger File

Subsystem Origin: Payroll Processing

Use Macro As

Macro and Description	Macro Field	Seg.	Date	Amount	Reference
ILER Payroll Employer	ILER	X			X
ILCY Payroll Cycle	ILCY	X			X
ILPENH Payroll Period Ending-Hyf	ILPENH				X
ILPEND Payroll Period Ending-Edited	ILPEND				X
ILPEN8 Payroll Period Ending-8 Digit	ILPEN8		X		X
ILCHKA Payroll Account #	ILCHKA	X			X
ILCHK Payroll Check Number	ILCHK				X
ILEN Payroll Employee	ILEN	X			X
ILTYPE Payroll Income Code	ILTYPE	X			X
ILHRS Payroll Hours	ILHRS				X
ILRATE Payroll Actual Rate	ILRATE				X
ILACCT Payroll Account	ILACCT	X			X

Use Macro As

Macro and Description	Macro Field	Seg.	Date	Amount	Reference
ILJOB Payroll Job Code	ILJOB	X			X
ILPROJ Payroll Project Code	ILPROJ	X			X
ILLV1 Payroll Level 1	ILLV1	X			X
ILLV2 Payroll Level 2	ILLV2	X			X
ILLV3 Payroll Level 3	ILLV3	X			X
ILLV4 Payroll Level 4	ILLV4	X			X
ILAMT Payroll Amount	ILAMT			X	X
ILAMTA Payroll Amount - Debit	ILAMT			X	X
ILAMTB Payroll Amount - Credit	ILAMT			X	X
ILCTRY Payroll Country	ILCTRY	X			X
ILSTAP Payroll State/Province	ILSTAP	X			X
ILLOCL Payroll Locality	ILLOCL	X			X
ILFYR Payroll Fiscal Year	ILFYR				X
ILFMON Payroll Fiscal Period	ILFMON				X
ILFLAG Payroll G/L Close Flag	ILFLAG				X
ILAJVD Payroll Adjust/Void/Manual	ILAJVD	X			X
ILLVL Payroll Posting Level=0	ILLVL	X			X

Use Macro As

Macro and Description	Macro Field	Seg.	Date	Amount	Reference
ILCDH Payroll Check Date-Hyf	ILCDH				X
ILCDD Payroll Check Date-Edited	ILCDD				X
ILCD8 Payroll Check Date-8 Digit	ILCD8		X		X
ILUNIT Payroll Units	ILUNIT				X
ILSEG Payroll Segment	ILSEG	X			X
ILTIP Payroll Tip Code	ILTIP	X			X
ILSEQ Payroll Internal Seq. Number	ILSEQ				X
ILPOS Payroll Position	ILPOS	X			X
ILPENQ Payroll Period Ending Sequence	ILPENQ				X
ILCSFT Payroll Shift Code	ILCSFT	X			X
ILPRRU Payroll Primary/Residual Flg	ILPRRU	X			X
ILWARU Payroll Work Amt Prim/Resid.	ILWARU				X
ILTO Payroll Tax Co.	ILTO	X			X
ILUCOD Payroll User Code	ILUCOD	X			X
ILUAMT Payroll User Amt	ILUAMT				X
ILUD8 Payroll User Date-8 Digit	ILUD8		X		X
ILUDE Payroll User Date-Edited	ILUDE				X

Use Macro As

Macro and Description	Macro Field	Seg.	Date	Amount	Reference
ILUDH Payroll User Date-Hyf	ILUDH				X
ILUDEF Payroll User Defined	ILUDEF	X			X
ILWBS1 Payroll Pa Wbs 1	ILWBS1	X			X
ILWBS2 Payroll Pa Wbs 2	ILWBS2	X			X
ILWBS3 Payroll Pa Wbs 3	ILWBS3	X			X
ILWBS4 Payroll Pa Wbs 4	ILWBS4	X			X
ILWBS5 Payroll Pa Wbs 5	ILWBS5	X			X
ILWBS6 Payroll Pa Wbs 6	ILWBS6	X			X
ILACSC Payroll Pa Cost Code	IL@CSC	X			X
ILSEG2 Payroll Fut Use - Segment Cat.	ILSEG2				X
ILMWK1 Payroll Future Use-Misc Week	ILMWK1				X
ILSEQP Payroll Future Use-Sequence	ILSEQ				X

Macros from the PYPIL file may only be used on the Wages and Salaries Expense model line.

PYPDL Employee Deductions Ledger File

Subsystem Origin: Payroll Processing

Use Macro As

Macro and Description	Macro Field	Seg.	Date	Amount	Reference
DLER Payroll Employer Number	DLER	X			X
DLEN Payroll Employee Number	DLEN	X			X
DLCY Payroll Cycle Code	DLCY	X			X
DLPENH Payroll Period Ending-Hyf	DLPENH				X
DLPEND Payroll Period Ending-Edited	DLPEND				X
DLPEN8 Payroll Period Ending-8 Digit	DLPEN8		X		X
DLCDH Payroll Check Date-Hyf	DLCDH				X
DLCDD Payroll Check Date-Edited	DLCDD				X
DLCD8 Payroll Check Date-8 Digit	DLCD8		X		X
DLCHKA Payroll Account #	DLCHKA	X			X
DLCHK Payroll Check Number	DLCHK				X
DLDEDC Payroll Deduction Code	DLDEDC	X			X
DLDAMT Payroll Employee Ded Amount	DLDAMT			X	X
DLDAMTA Payroll Employee Ded - Debit	DLDAMT			X	X
DLDAMTB Payroll Employee Ded - Credit	DLDAMT			X	X

Use Macro As

Macro and Description	Macro Field	Seg.	Date	Amount	Reference
DLCAMT Payroll Employer Ded Amount	DLCAMT			X	X
DLCAMTA Payroll Employer Ded - Debit	DLCAMT			X	X
DLCAMTB Payroll Employer Ded - Credit	DLCAMT			X	X
DLBASA Payroll Basis Amount	DLBASA			X	X
DLBASL Payroll Tax Liab. Basis Amt	DLBASL			X	X
DLBASH Payroll Basis Hours	DLBASH				X
DLLV1 Payroll Level 1	DLLV1	X			X
DLLV2 Payroll Level 2	DLLV2	X			X
DLLV3 Payroll Level 3	DLLV3	X			X
DLLV4 Payroll Level 4	DLLV4	X			X
DLGFLG Payroll G/L En \$ Close Flag	DLGFLG	X			X
DLGLER Payroll G/L Er \$ Close Flag	DLGLER	X			X
DLAJVD Payroll Adjust/Void/Manual	DLAJVD	X			X
DLFYR Payroll Fiscal Year	DLFYR				X
DLFMON Payroll Fiscal Period	DLFMON				X
DLISEQ Payroll Internal Seq. Number	DLISEQ				X
DLPENQ Payroll Period Ending Sequence	DLPENQ				X

Use Macro As

Macro and Description	Macro Field	Seg.	Date	Amount	Reference
DLARRC Payroll Arrears Amount	DLARRC				X
DLTO Payroll Tax Co.	DLTO	X			X
DLSLTL Payroll State/Local Tax Locn	DLSLTL	X			X
DLUSR1 Payroll User Defined	DLUSR1	X			X
DLFUT3 Payroll Tax Jurisdiction	DLFUT3	X			X
DLFUT4 Payroll Future Use 4	DLFUT4	X			X
DLFUT5 Payroll Future Use 5	DLFUT5	X			X
DLFLG1 Payroll Can: Wlrp	DLFLG1	X			X
DLMWK1 Payroll Future Use-Misc Week	DLMWK1				X
DLSEQP Payroll Future Use-Sequence	DLSEQ				X
DLSPC Payroll Season/Savings/Special	DLSPC	X			X

Note: Macros from the PYPDL file may only be used on the Deductions and Employer Other Expense model lines.

PRPMS Employee Root Master File

Subsystem Origin: Payroll Processing

Use Macro As

Macro and Description	Macro Field	Seg.	Date	Amount	Reference
PRLNM Payroll Name-Last	PRLNM				X
PRFNM Payroll Name-First	PRFNM				X
PRMNM Payroll Name-Middle Initial	PRMNM				X
PRCNM Payroll Name-Complete	PRCNM				X
PRCKNM Payroll Name-Check Name	PRCKNM				X
PRCLN Payroll Clock Number	PRCLN	X			X
PRCLA Payroll Class	PRCLA	X			X
PRSTAT Payroll Status Code	PRSTAT	X			X
PRLOC Payroll Location Code	PRLOC	X			X
PRLAC Payroll Labor Category	PRLAC	X			X
PRUCD Payroll Union Code	PRUCD	X			X
PRUID Payroll Union I.D. Number	PRUID	X			X

PYPCA Checking Account Control File

Subsystem Origin: Payroll Processing


Use Macro As

Macro and Description	Macro Field	Seg.	Date	Amount	Reference
CAACCT Payroll Account #	CAACCT	X			X
CADESC Payroll Account Name	CADESC				X
CABKNB Payroll Bank Number	CABKNB	X			X
CATRAN Payroll Transit No.	CATRAN	X			X
CABKID Payroll Bank ID	CABKID	X			X
CAPGC Payroll Cash Account - Page CR	CAPGC	X			X

Programs and Accounting Entries

The Programs and Accounting Entries section provides information about journal entry creation within the following subsystem jobstreams.

Payroll Close to General Ledger (PYGMEGL)

Model Examples contain both Macros and Advanced Macros. Advanced Macros are distinguished by .

Journal Entry Creation in PYGMEGL

The following payroll transactions will generate journal entry transactions within the Payroll PYGMEGL program.

- On Demand Payment (PYGOD20)
- Post Cycles and Print Checks (PYGPS15)
- Flex Benefits: Post /Print Reimbursement Checks (PRGFB50)

Transaction	Journal Entry Lines	
On Demand Payment	Debit	Wages and Salaries Expense (Conditional) Employment Tax Expenses 401K Employer Match Expense Other Employer Benefit Expense
	Credit	Cash (Conditional) Employee Tax Liability Employer Tax Liability Employee Voluntary Deductions Employer Match Liability
Post Cycles and Print Checks	Debit	Wages and Salaries Expense (Conditional)

Transaction	Journal Entry Lines	
		Employment Tax Expenses
		401K Employer Match Expense
		Other Employer Benefit Expense
	Credit	Cash
		(Conditional)
		Employee Tax Liability
		Employer Tax Liability
		Employee Voluntary Deductions
		Employer Match Liability
Flex Benefits:Post	Debit	Spending Account Reimbursement
/Print Reimbursement	Credit	Cash
Checks		

GL Reason Codes for PYGMEGL

The PYGMEGL program will use the payroll cycle code as the G/L reason code. All cycle used for ATP processing must be defined in G/L Reason Code Selection (SYS170). The following table provides a few examples of cycle/reason codes.

Reason Code	Description
WEEK	Weekly Pay Cycle
BW	Biweekly Pay Cycle
MONTH	Monthly Pay Cycle
BONUS	Bonus Pay Cycle
RETRO	Retroactive Pay
ODC	On Demand Pay Cycle
*SARC	Flexible Benefit Reimbursement

* The cycle code for flex spending must be *SARC

Subsystem Event Determination PYGMEGL

Define Subsystem Event Determination in the following manner.

Program	Reason Code	Description	Event
PYGMEGL	WEEK	Weekly Pay Cycle	Payroll
PYGMEGL	ODC	On Demand Pay Cycle	Payroll
PYGMEGL	*SARC	Flexible Benefits Reimb.	Flexpay

Event and Event Sequences

The following table provides information about Event Definition Setup for Payroll PYGMEGL.

Event		Event Sequence	
Payroll		Sequence 00010	
Description:	Payroll Payment Processing	Ledger:	User-defined
Event Origin:	Subsystem	Book:	Actual dollars
Subsystem Origin:	Payroll Processing	Model:	PAYROLL
		Journal Grouping:	Yes
Flexpay		Sequence 00010	
Description:	Flexible Spending Reimbursement	Ledger:	User-defined
Event Origin:	Subsystem	Book:	Actual dollars
Subsystem Origin:	Payroll Processing	Model:	FLEXPAY
		Journal Grouping:	Yes

Journal Models PYGMEGL

This section provides information about the following journal models created for PYGMEGL.

- On Demand Payments
- Post Cycle and Print Checks

Model:	PAYROLL
Model Header:	
Description	Payroll Payment Processing
Journal Source	PR
Subsystem Origin	Payroll Processing

Line	Line Type	Account	Debit Macro	Credit Macro	Write Zero Amounts
010	Not a Gain or Loss Line	<p>Wages and Salaries Expense</p> <p>Company: ILER <input checked="" type="checkbox"/> Company Number based on Employer from Employee Income Ledger</p> <p>Profit Center: ILLV1 <input checked="" type="checkbox"/> Profit Center based on Payroll Level 1 from Employee Income Ledger</p> <p>Account: ILTYPE <input checked="" type="checkbox"/> Account based on Income Code from the Employee Income Ledger</p>	ILAMTA Payroll Amount – Debit	ILAMTB Payroll Amount – Credit	No
020	Not a Gain or Loss Line	<p>Cash</p> <p>Company: CLER <input checked="" type="checkbox"/> Company Number based on Employer from Check Ledger</p> <p>Profit Center: CLLV1 <input checked="" type="checkbox"/> Profit Center based on Payroll Level 1 from Check Ledger</p> <p>Account: CLCHKA <input checked="" type="checkbox"/> Account based on Payroll Account Number from Check Ledger</p>	CLAMTA Check Amount – Debit	CLAMTB Check Amount – Credit	No

Line	Line Type	Account	Debit Macro	Credit Macro	Write Zero Amounts
030	Not a Gain or Loss Line	<p>Employee Deductions</p> <p>Company: DLER <input checked="" type="checkbox"/> Company Number based on Employer from Employee Deductions Ledger</p> <p>Profit Center: CLLV1 <input checked="" type="checkbox"/> Profit Center based on Payroll Level 1 from Employee Deductions Ledger</p> <p>Account: DLDEDC <input checked="" type="checkbox"/> Account based on Payroll Account Number from Check Ledger</p>	<p>DLDAMTA</p> <p>Employee Deductions – Debit</p>	<p>DLDAMTB</p> <p>Employee Deductions – Credit</p>	No
040	Not a Gain or Loss Line	<p>Employer Deductions</p> <p>Company: DLER <input checked="" type="checkbox"/> Company Number based on Employer from Employee Deductions Ledger</p> <p>Profit Center: DLLV1 <input checked="" type="checkbox"/> Profit Center based on Payroll Level 1 from Employee Deductions Ledger</p> <p>Account: DLDEDC <input checked="" type="checkbox"/> Account based on Payroll Account Number from Check Ledger</p>	<p>DLCAMTA</p> <p>Employer Deductions – Debit</p>	<p>DLCAMTB</p> <p>Employer Deductions – Credit</p>	No

Line	Line Type	Account	Debit Macro	Credit Macro	Write Zero Amounts
050	Not a Gain or Loss Line	Employer Expense Other Company: DLER <input checked="" type="checkbox"/> Company Number based on Employer from Employee Deductions Ledger Profit Center: DLLV1 <input checked="" type="checkbox"/> Profit Center based on Payroll Level 1 from Employee Deductions Ledger Account: DLDEDC <input checked="" type="checkbox"/> Account based on Payroll Account Number from Check Ledger	DLCAMTB Employer Deductions	DLCAMTA Employer Deductions	No

This section provides information about the following journal models created for PYGMEGL.

- Flexible Benefits Reimbursement

Model:	FLEXPAY
Model Header:	
Description:	Flexible Benefits Reimbursement
Journal Source:	PR
Subsystem Origin:	Payroll Processing

Line	Line Type	Account	Debit Macro	Credit Macro	Write Zero Amounts
010	Not a Gain or Loss Line	<p>Flexible Benefits Payable</p> <p>Company: Company Number based on Employer from Employee Income Ledger</p> <p>Profit Center: Profit Center based on Payroll Level 1 from Employee Income Ledger</p> <p>Account: Account based on Income Code from the Employee Income Ledger</p>	ILAMTA Payroll Amount – Debit	ILAMTB Payroll Amount – Credit	No
020	Not a Gain or Loss Line	<p>Cash</p> <p>Company: CLER <input checked="" type="checkbox"/> Company Number based on Employer from Check Ledger</p> <p>Profit Center: CLLV1 <input checked="" type="checkbox"/> Profit Center based on Payroll Level 1 from Check Ledger</p> <p>Account: CLCHKA <input checked="" type="checkbox"/> Account based on Payroll Account Number from Check Ledger</p>	CLAMTA Check Amount – Debit	CLAMTB Check Amount – Credit	No

Appendix A Mapping Fixed Assets GBH/GBL from GJW



This process of mapping Fixed Assets GBH/GBL from the General Ledger Work File (GJW) is accomplished in the CLD720 program. This appendix provides a description of the process and an example.

The appendix consists of the following topics:

Topic	Page
GJW Mapping to GBH	A-2
GJW Mapping to GBL	A-5
Mapping Example	A-9

GJW Mapping to GBH

The Batch Header File (GBH) and fields mapped from General Ledger Work File (GJW) follow.

Batch Header File (GBH)	Field Type & Length	Field Name	Mapped GJW Field
Subsystem Program Name	A 10	BHPGM	WJJRN - characters 1&2
Subsystem Sequence	P 10,0	BHSEQ	WJJRN - characters 3 to 6 (See note 4 below.)
Batch Header Description	A 30	BHLDES	
User-defined Field 1	A 16	BHUS01	
User-defined Field 2	A 16	BHUS02	
User-defined Field 3	A 16	BHUS03	
User-defined Field 4	A 16	BHUS04	
User-defined Field 5	A 16	BHUS05	
User-defined Field 6	A 16	BHUS06	
Amount Field 1	P 15,2	BHAMT1	
Amount Field 2	P 15,2	BHAMT2	
Amount Field 3	P 15,2	BHAMT3	
Amount Field 4	P 15,2	BHAMT4	
Amount Field 5	P 15,2	BHAMT5	
Amount Field 6	P 15,2	BHAMT6	
Total Debit Transaction	P 15,2	BHDRAT	sum of journal entry lines WTRNAM, if positive amount

Batch Header File (GBH)	Field Type & Length	Field Name	Mapped GJW Field
Total Credit Transaction	P 15,2	BHCRAT	sum of journal entry lines WTRNAM, if negative amount
Total Lines	P 7,0	BHTOLN	calculated based on the number of GBL lines written
Total Statistics	P 15,5	BHTOST	calculated based on total of all WQTY amounts written to the GBL
Transaction Currency	A 3	BHCURR	initialized based on company base currency (See note 1 below)
Transaction Exchange Rate	P 15,7	BHRATE	initialized always to 1.0
Original Exchange Rate	P 15,7	BHORTE	
Event Name (optional)	A 10	BHEVNT	(See note 2 below.)
Status 0=unprocessed, 1=processed	P 1,0	BHSTAT	Will move 0 to this field
Transaction Date	P 8,0	BHJDAT	WTRNDT converted to 8 characters
User-defined Date 1	P 8,0	BHUDT1	(See Note 3 below.)
User-defined Date 2	P 8,0	BHUDT2	WRDT converted to 8 characters
Reason Code (optional)	A 5	BHREAS	JWREAS
User	A 10	BHUSER	Will initialize with user
Date	P 8,0	BHDATE	Will initialize with date
Time	P 6,0	BHTIME	Will initialize with time
Locked By		P 10,0	BHLOCK

GJW File Mapping to GBH File Notes

- The Transaction Currency is determined based on the company being processed. The Company Master file (RCO) is referenced for the journal, and the company base currency code (CCURCY) is transferred to this field (BHCURR).
- The Event Name is based on the company being processed and the respective journal source code. For example, if the company code is 10 and the journal source is FA, the Event written to GBH is 10FA.
- The GBH User-defined Date 1 reflects the GJW period (WPEROD) and year (WYEAR) converted to an eight character date format. For example, if the year = 96, and the period = 02, the GBH User-defined Date 1 would be 1996/02/01. It is assumed that the day is always = 01.
- BTP generates unique sequence numbers for transaction data from the Journal Work (GJW) file using the following formula:

Sequence Number = Year (WYEAR) + Period (WPEROD) + Journal Reference Number characters 3 through 6 (WJJRN)

The program compares the sequence number generated from this formula to the existing GBH sequence numbers (BHSEQ) within a specific Subsystem Program Name (BHPGM). If the generated sequence number is a duplicate of an existing sequence number, the number 9 appends to the end of the generated sequence number to make it unique.

GJW Mapping to GBL

The Batch Line File (GBL) ties supplementary transaction and statistical data back to the Batch Header File (GBH). The Batch Line File (GBL) and fields mapped from General Ledger Work File (GJW) file are shown below:

Batch Header File (GBH)	Field Type & Length	Field Name	Mapped GJW Field
Subsystem Program Name	A 10	BLPRGM	WJJRN - characters 1&2
Subsystem Sequence	P 10,0	BLSEQ	WJJRN - characters 3 to 6 (See note 3 below.)
Transaction Line Number	P 7,0	BLLNUM	Starts at 1
User-defined Field 01	A 16	BLUS01	WCMPNY
User-defined Field 02	A 16	BLUS02	WPCNTR - profit center part 1
User-defined Field 03	A 16	BLUS03	WPCNTR - profit center part 2
User-defined Field 04	A 16	BLUS04	WPCNTR - profit center part 3
User-defined Field 05	A 16	BLUS05	WACC - account part 1
User-defined Field 06	A 16	BLUS06	WACC - account part 2
User-defined Field 07	A 16	BLUS07	WACC - account part 3
User-defined Field 08	A 16	BLUS08	WACC - account part 4
User-defined Field 09	A 16	BLUS09	
User-defined Field 10	A 16	BLUS10	
User-defined Field 11	A 16	BLUS11	

Batch Header File (GBH)	Field Type & Length	Field Name	Mapped GJW Field
User-defined Field 12	A 16	BLUS12	
User-defined Field 13	A 16	BLUS13	
User-defined Field 14	A 16	BLUS14	
Amount Field 01	P 15,2	BLAF01	
Amount Field 02	P 15,2	BLAF02	
Amount Field 03	P 15,2	BLAF03	
Amount Field 04	P 15,2	BLAF04	
Amount Field 05	P 15,2	BLAF05	
Amount Field 06	P 15,2	BLAF06	
Amount Field 07	P 15,2	BLAF07	
Amount Field 08	P 15,2	BLAF08	
Amount Field 09	P 15,2	BLAF09	
Amount Field 10	P 15,2	BLAF10	
Line Transaction Debit	P 15,2	BLDRAT	WTRNAM, if positive amount
Line Transaction Credit	P 15,2	BLCRAT	WTRNAM, if negative amount
Line Type	P 3,0	BLLTYP	
Statistics Field 01	P 15,5	BLSTT1	WQTY
Statistics Field 02	P 15,5	BLSTT2	
Statistics Field 03	P 15,5	BLSTT3	
Line Description	A 30	BLLDES	WJDESC
Analysis Field 1	A 35	BLANB1	
Analysis Field 2	A 35	BLANB2	
Analysis Field 3	A 35	BLANB3	
Analysis Field 4	A 35	BLANB4	

Batch Header File (GBH)	Field Type & Length	Field Name	Mapped GJW Field
Analysis Field 5	A 35	BLANB5	
Analysis Field 6	A 35	BLANB6	
Analysis Number 1	P 15,2	BLANN1	
Analysis Number 2	P 15,2	BLANN2	
Analysis Date 1	P 8,0	BLAND1	
Analysis Date 2	P 8,0	BLAND2	
Reference 1	A 35	BLJRF1	WRF1
Reference 2	A 35	BLJRF2	WRF2
Document Reference	A 30	BLDREF	JWDCRF
Document Reference Date	P 8,0	BLDDAT	JWDCDT
Status 0=unprocessed; 1=processed	P 1,0	BLSTAT	Will move 0 to this field
Reason Code	A 5	BLREAS	JWREAS
User	A 10	BLUSER	Will initialize with user
Date	P 8,0	BLDATE	Will initialize with date
Time	P 6,0	BLTIME	Will initialize with time
Locked By	P 10,0	BLLOCK	

GJW File Mapping to GBL File Notes

- User-defined Fields 2-8 reflect a mapping from the GJW file profit center and account fields. The maximum number of Chart Set Code parts available for the profit center is 3 while the maximum number of Chart Set Code parts available for accounts is 4. For this reason, profit centers map to User-defined Fields 2-4, and accounts map to User-defined Fields 5-8. The Chart Set Code is defined in Chart Set Code Maintenance (CLD129) and is stored in the ZPA file.
- A Profit Center or Account Part defined in SSA ERP_{LX} may contain blank values. For example, a Profit Center defined as 200.00 map is to GLH

filling BLUS02 with 200, and BLUS03 with 00. The value mapped to BLUS04 is blank.

- BTP generates unique sequence numbers for transaction data from the Journal Work (GJW) file using the following formula:

Sequence Number = Year (WYEAR) + Period (WPEROD) + Company Number (WCMPNY) + Journal Reference Number characters 3 through 6 (WJJRN)

Mapping Example

The following Fixed Asset transaction demonstrates the mapping of General Ledger Work File (GJW) file data into the Batch Header File (GBH) and Batch Line File (GBL). An asset is added and period end processing is run to calculate depreciation.

Company 57 Chart

Set Code = 1	Profit Center	Length of 1st part = 3
		Length of 2nd part = 2
		Length of 3rd part = 4
		(not used in all Profit Centers)
	Chart of Accounts	Length of 1st part = 4
		Length of 2nd part = 5
		Length of 3rd part = 9
		(not used in all Accounts)
		Length of 4th part = 0
		(not used in all Accounts)

GJW File Results

Field Name	Type/ Length	Ref. Field	Journal Line 1	Journal Line 2	Journal Line 3	Journal Line 4
Record Identifier	A 2, 0	WJWID	JW	JW	JW	JW
Period	P 2, 0	WPEROD	2	2	2	2
Company Code	P 2, 0	WCMPNY	57	57	57	57
Profit Center	A 10	WPCNTR	00101	00101	00101	00101
Account	A 20	WACC	1810 PURCH	1800 EQUIP	1850 EQUIP ACCUM	5200 DEP RE MACH
Journal Reference No	A 6,	WJJRN	FA0000	FA0000	FA0000	FA0000

Field Name	Type/ Length	Ref. Field	Journal Line 1	Journal Line 2	Journal Line 3	Journal Line 4
Transaction Date	P 6, 0	WTRNDT	96/02/29	96/02/29	96/02/29	96/02/29
Transaction Amount	P 15, 2	WTRNAM	4615827-	4615827	38465-	38465
Reference #1	A 6, 0	WRF1				
Description	A 20	WJDESC	Addition	Addition	Depreciation	Depreciation
Reference #2	A 10	WRF2				
Reversal Date	P 6,0	WRDT	0/00/00	0/00/00	0/00/00	0/00/00
Quantity	P 11, 3	WQTY	.000	.000	.000	.000
Year	P 2,0	WYEAR	96	96	96	96
Reason Code	A 5	JWREAS	FAADD	FAADD	FADEP	FADEP
Document Reference (invoice number)	A 15	JWDCRF	ASSET03	ASSET03	ASSET03	ASSET03
Document Date	P 6,0	JWDCDT	96/02/14	96/02/14	96/02/29	96/02/29

GBH File Update Performed By CLD720

Field Name	Type/ Length	Ref. Field	Journal Entry AP8583
Subsystem Program Name	A 10	BHPRGM	FA
Subsystem Sequence	P 10,0	BHSEQ	9602000000
Total Debit Transaction	P 15,2	BHDRAT	4654292
Total Credit Transaction	P 15,2	BHCRAT	4654292
Total Lines	P 7,0	BHTOLN	4
Total Statistics	P 15,5	BHTOST	0.00000
Transaction Currency	A 3	BHCURR	USD
Transaction Exchange	P 15,7	BHRATE	1.0000000
Event Name	A 10	BHEVNT	57FA
Transaction Date	P 8,0	BHJDAT	1996/02/29

Field Name	Type/ Length	Ref. Field	Journal Entry AP8583
Status 0=unprocessed, 1= processed	P 1,0	BHSTAT	0
User-defined Date 1	P 8,0	BHUDT1	1996/02/01
User-defined Date 2	P 8,0	BHUDT2	0000/00/00
Reason Code	A 5	BHREAS	FAADD
User	A 10	BHREAS	USERNAME
Date	P 8,0	BHDATE	1996/02/29
Time	P 6,0	BHTIME	12:42:01

GBL File Update Performed By CLD720

Field Name	Type/ Length	Ref. Field	Journal Line 1	Journal Line 2	Journal Line 3	Journal Line 4
Subsystem Program Name	A 10	BHPRGM	FA	FA	FA	FA
Subsystem Sequence	P 10,0	BHSEQ	9602000000	9602000000	9602000000	9602000000
Transaction Line Number	P 7,0	BLLNUM	1	2	3	4
User-defined Field 01	A 16	BLUS01	57	57	57	57
User-defined Field 02	A 16	BLUS02	001	001	001	001
User-defined Field 03	A 16	BLUS03	01	01	01	01
User-defined Field 04	A 16	BLUS04	blank	blank	blank	blank
User-defined Field 05	A 16	BLUS05	1810	1800	1850	5200
User-defined Field 06	A 16	BLUS06	PURCH	EQUIP	EQUIP	DEPRE

Field Name	Type/ Length	Ref. Field	Journal Line 1	Journal Line 2	Journal Line 3	Journal Line 4
User-defined Field 07	A 16	BLUS07	blank	blank	ACCUM	MACH
User-defined Field 08	A 16	BLUS08	blank	blank	blank	blank
Line Transaction Debit	P 15,2	BLDRAT	0	4615827	0	38465
Line Transaction Credit	P 15,2	BLCRAT	4615827	0	38465	0
Statistics Field 01	P 15,5	BLSTT1	0.00000	0.00000	0.00000	0.00000
Line Description	A 30	BLLDES	Addition	Addition	Depreciation	Depreciation
Reference 1	A 35	BLJRF1	blank	blank	blank	blank
Reference 2	A 35	BLJRF2	blank	blank	blank	blank
Document Reference	A 30	BLDREF	ASSET03	ASSET03	ASSET03	ASSET03
Document Reference Date	P 8,0	BLDDAT	1996/02/14	1996/02/14	1996/02/29	1996/02/29
Status 0=unprocessed 1=processed	P 1,0	BHSTAT	0	0	0	0
Reason Code	A 5	BLREAS	FAADD	FAADD	FADEP	FADEP
User	A 10	BLREAS	USERNAME	USERNAME	USERNAME	USERNAME
Date	P 8,0	BLDATE	1996/02/29	1996/02/29	1996/02/29	1996/02/29
Time	P 6,0	BLTIME	12:42:01	12:42:01	12:42:01	12:42:01

To create a journal for the example shown above, you must define Chart of Accounts, Segments, Segment Values, Period Table, Ledger / Book / Journal Source, Model, and Event in CEA.

Company 57

Chart of Accounts: 1

	Segments	Segment Values
COA Segments:	COMPANY	57

Chart of Accounts: 1	
Segments	Segment Values
PC1	001
PC2	01
ACCT1	1810, 1800, 1850, 5200
ACCT2	PURCH, EQUIP, DEPRE
ACCT3	ACCUM, MACH
PC3	blank
ACCT4	blank
Ledger:	57
Book:	USD
Book Currency:	USD
Book Rate Type:	SPOT
Journal Source	FA

The Model for this example should be defined as FXAPEND, as shown below. Macros are pre-defined and provided by SSA to journalize and post the transaction data to Ledger 57 / Book 57USD. One Model line can resolve multiple journal lines. For example, the journal entry being processed has two debit lines, but only one Model line is required to process all GBL records with values in the Debit (BLDRAT) field for a specific journal entry.

With the flexibility available in the new Configurable Ledger (CLD), profit center and account segments can be arranged in an order different from the SSA ERP_{LX} Chart Set Code to satisfy business requirements. For example, the third chart set code part of profit center represents item class. The CEA Chart of Accounts can be arranged with Item Class appearing after the third account part (ACCT3). The model is then defined as follows:

Model: FXAPEND

Line	10	20
Company	=BLUS01	=BLUS01
PC1	=BLUS02	=BLUS02
PC2	=BLUS03	=BLUS03
ACCT1	=BLUS05	=BLUS05

Line	10	20
ACCT2	=BLUS06	=BLUS06
ACCT3	=BLUS07	=BLUS07
PC3	=BLUS04	=BLUS04
DR Macro	=BLDRAT	
CR Macro		=BLCRAT

Note: The Model definition does not contain a macro for the fourth account part (ACCT4). ACCT4 was intentionally excluded from this example because it is an unused segment.

Then you define an event named 57FA with the following sequence:

EVENT: 57FA

SEQUENCE	LEDGER	BOOK	MODEL
10	57	57USD	FXAPEND

Based on the transaction entered, the following journal is created for Ledger 57, Book 57USD:

		Transaction	Book
96/02/29	57-001-01-1810-PURCH	4615827	4615827
	57-001-01-1800-EQUIP	4615827	4615827
	57-001-011850-EQUIP-ACCUM	38465	38465
	57-001-01-5200-DEPRE-MACH	38465	38465

Appendix B Batch Transaction Processing Examples



This appendix provides examples of batch transaction processing.

The appendix consists of the following topics:

Topic	Page
Overview	B-2
Transaction Formats	B-3
Example 1(a): GBH and GBL	B-5
Example 1(b): Using Aliases	B-8
Example 2: GBH and GBL with Line Types	B-11
Example 3: Using GBH Only	B-16

Overview

Batch Transaction Processing allows you to store transaction data in various formats within the GBH and GBL files. You can elect to use a particular format, based on the size and complexity of your transaction data and the macros that you will use to retrieve the data during model resolution. These formatting approaches are described below. In all format options, you can choose to create events with multiple event sequences to accommodate posting to multiple ledgers and/or books.

Transaction Formats

Format 1: Using GBH and GBL

If a subsystem generates transaction data in a header and child format, the header information can be mapped directly to a GBH record and detail line information can be stored in one or more GBL records. There are two alternative methods to implement this approach:

- Hard-coded journal entries in a header-child format can be written to the GBH and GBL files. The values retrieved from GBH and GBL during model resolution are validated and written directly to the journal (GHH, GLH, and GLA) files.
- Transaction data in a header-child format can be written to the GBH and GBL files. Models include advanced macros that retrieve data from GBH and GBL and use that data as a key (that is, an alias) to retrieve segment values or groups of segment values. Under this method, you do not need to provide complete account information in the GBH and GBL files. Instead, the account information is obtained via lookup in the Alias file (GAH) during resolution of advanced macros.

Format 2: Using GBH, GBL, and Line Types

If all transaction debits and credits for a batch sequence are contained within one amount field in the GBL file, a method is needed to identify the debits and credits so that journal line amounts are retrieved correctly. Debit and credit amounts can be properly identified by using the line type field (BLLTYP) in the GBL file. Line types are integer values used by macros to determine whether to retrieve an amount from a GBL record. For example, within the GBL file, the line type field might contain the value 30 to identify debits to labor expense, 31 to identify credits to FICA payable, and 34 to identify credits to cash.

Format 3: Using GBH Only

If a subsystem generates simple transaction data, the data can be stored entirely within one record in the GBH file. In this case, the GBL file is not required and the process of loading data is simplified. Data is then retrieved entirely from GBH during model resolution to create a journal in CEA.

Example 1(a): GBH and GBL

Hard-coded journal entries in a header-child format are written to the GBH and GBL files.

USA Company conducts business with a French vendor. The vendor sends invoices to USA Company in French francs (FRF). USA Company's base currency is U.S. dollars; its transaction currency is FRF for business activity with the French vendor. Amounts in GBH and GBL are denominated in the transaction currency.

Case Facts for USA Company

Chart of Accounts:	USACHART		
COA Segments:	COMPANY	PROFITCTR	ACCOUNT
Segment Values:	USA	PrftCtr1	Inventory
		PrftCtr2	AccLiab
		PrftCtr3	Exchange Gain
		Corp	Exchange Loss
			Cash
Ledger:	USALDGR		
Book:	USD		
Book Currency:	USD		
Book Rate Type:	SPOT		

On January 5, Profit Center 1 receives a shipment of 100 items from the French vendor at a value of 100 FRF. On January 5, the spot exchange rate from USD to FRF is 0.90. The accounts payable subsystem generates the following transaction data in FRF on January 5:

USA-PrftCtr1-Inventory	100
USA-PrftCtr1-AccruedLiabilities	100

On January 15, Profit Center 2 receives a shipment of 100 items from the French vendor at a value of 100 FRF. On January 15, the spot exchange rate

from USD to FRF is 1.10. The accounts payable subsystem generates the following transaction data in FRF on January 15:

USA-PrftCtr2-Inventory 100

USA-PrftCtr2-AccruedLiabilities 100

USA Company needs to make the following journal entries on its books in USD for these transactions.

Date	Description	Transaction	Book
1/5/96	USA-PrftCtr1-Inventory	100	90
	USA-PrftCtr1-AccruedLiabilities	100	90
1/15/96	USA-PrftCtr2-Inventory	100	110
	USA-PrftCtr2-AccruedLiabilities	100	110

To create journals for the inventory transactions, define a model in CEA named ACCPAY with macros provided with Infor ERP LX to journalize and post the transaction data to Ledger 1 / USD.

Line	Company	PrftCtr	Account	DR Macro	CR Macro
10	=BLUS01	=BLUS02	=BLUS03	=BLAF01	
20	=BLUS01	=BLUS02	=BLUS03		=BLAF02

To record these entries in the Configurable Ledger using BTP, specified fields of the GBH and GBL files are populated as follows.

GBH File

BHPGM	BHSEQ	BHCURR	BHRATE	BHJDAT
ACCPAY	1	FRF	(use GCC)	19960105
ACCPAY	2	FRF	(use GCC)	19960115

GBL File

BLPGM	BLSEQ	BLLNUM	BLUS01	BLUS02	BLUS03	BLAF01	BLAF02
ACCPAY	1	1	USA	PrftCtr1	Inventory	100.00	
ACCPAY	1	2	USA	PrftCtr1	AccLiab		100.00
ACCPAY	2	1	USA	PrftCtr2	Inventory	100.00	

BLPGM	BLSEQ	BLLNUM	BLUS01	BLUS02	BLUS03	BLAF01	BLAF02
ACCPAY	2	2	USA	PrftCtr2	AccLiab		100.00

You then define an event named ACCPAY with the following sequence.

Sequence	Ledger	Book	Model
10	USALDGR	USD	ACCPAY

Example 1(b): Using Aliases

Transaction data in a header-child format are written to the GBH and GBL files. Models include advanced macros to retrieve data from GBH and GBL. Currency exchange gain/loss amounts are calculated by the subsystem and included in GBH/GBL.

Using the same base case facts from Example 1(a): GBH and GBL, further assume:

- Because of the significant business it conducts with French companies, USA Company maintains books USD and FRF within USALDGR.
- USA Company makes a cash payment of 100.00 FRF to the French vendor on January 31 for the shipment received on January 5. On January 31, the spot exchange rate from USD to FRF is 1.12. The accounts payable subsystem calculates a USD exchange loss of 22.00.

The subsystem generates the following abbreviated information in FRF and USD for the January 31 cash payment:

In FRF: 1/31/96

#1 Accrued Liabilities	100
Cash	100

In USD: 1/31/96

#1 Accrued Liabilities	90
#1 Exchange Loss	22
Cash	112

USA Company must make the following journal entry in BOOK1 in USD for the cash payment transaction:

1/31/96	USA-PrftCtr1-AccruedLiabilities	90
	USA-PfrtCtr1-ExchangeLoss	22
	USA-Corp-Cash	112

USA Company must make the following journal entry on BOOK2 in FRF for the cash payment transaction:

1/31/96	USA-PrftCtr1-AccruedLiabilities	100	
	USA-Corp-Cash		100

To accomplish this, USA Company defines advanced macros in CEA that retrieve segment values based on the following aliases.

Alias	Chart of Accounts	Macro	Segment Values
#1	USACHART	BLUS01	USA-PrftCtr1
#2	USACHART	BLUS01	USA-PrftCtr2
Cash	USACHART	BLUS01	USA-Corp-Cash

Specified fields of the GBH and GBL files are then populated as follows:

GBH File

BHPGM	BHSEQ	BHCURR	BHRATE	BHJDAT
FRFPAY	1	FRF	(use GCC)	19960131
USDPAY	1	USD	(use GCC)	19960131

GBL File

BLPGM	BLSEQ	BLLNUM	BLUS01	BLUS02	BLAF01	BLAF02
FRFPAY	1	1	#1	Accliab	100.00	
FRFPAY	1	2	Cash			100.00
USDPAY	1	1	#1	Accliab	90.00	
USDPAY	1	2	#1	Exchange Loss	22.00	
USDPAY	1	3	Cash			112.00

To create journals in its FRF and USD books for the cash payment transaction, USA Company defines a model in CEA named CASHPAY using macros provided with Infor ERP LX.

Line	Company	PrftCtr	Account	DR Macro	CR Macro
10	=BLUS01		=BLUS02	=BLAF01	
20	=BLUS01				=BLAF02

Note: *Italicized items in the preceding table are advanced macros.*

For the USD payment, USA Company defines an event named USDPAY with the following sequence:

Sequence	Ledger	Book	Model
10	USALDGR	USD	CASHPAY

For the FRF payment, USA Company defines an event named FRFPAY with the following sequence:

Sequence	Ledger	Book	Model
10		FRF	CASHPAY

Example 2: GBH and GBL with Line Types

Use line types to determine whether to retrieve a transaction amount from a GBL record's amount field.

ABC Inc. is the U.S. subsidiary of a French parent company. ABC uses a third-party payroll application which generates the following summary information by profit center for period 2 in U.S. Dollars:

	Labor Expense	FICA Deductions	State Tax Deductions	Medical Plan Deductions	Commission Expense
Admin	\$20,000	\$2,000	\$1,000	\$500	
Prod	\$30,000	\$3,000	\$1,500	\$750	
Mktg	\$40,000	\$4,000	\$2,000	\$1,000	\$1,500
R&D	\$50,000	\$5,000	\$2,500	\$1,250	

All transaction data (except commission expense) generated by ABC must be simultaneously recorded on the books of ABC and the books of its French parent. The following are relevant case facts for ABC and its French parent.

Case Facts for ABC Inc.

Chart of Accounts: ABCCHART

COA Segments:	COMPANY	PROFITCTR	ACCOUNT
Segment Values:	ABC	Admin	Labor
		Prod	FICAPay
		Mktg	StatePay
		R&D	MedPay
		Bal	Cash
Ledger:	L1		
Book:	BOOK1		
Book Currency:	USD		

USD to FRF Spot 0.50
 Exchange Rate:

Case Facts for French Parent Company

Chart of Accounts: FRCHART

COA Segments:	COMPANY	DIVISION	PROFIT CTR	ACCOUNT
Segment Values:	FRParent	ABC	Admin	Labor
			Prod	FICAPay
			Mktg	StatePay
			R&D	MedPay
			Bal	Cash
				Comm Exp
				Comm Pay
Ledger	L2			
Book	BOOK2			
Book Currency	FRF			

In the case facts above, ABCCHART and FRCHART have certain segments in common, but the order of those segments differs, and FRCHART also includes a DIVISION segment that is not part of ABCCHART.

Based upon transaction data from the third party payroll application, ABC must record the following journal in Ledger L1 / BOOK1 (in USD):

	Transaction	Book
ABC-Admin-Labor	20000	20000
ABC-Prod-Labor	30000	30000
ABC-Mktg-Labor	40000	40000
ABC-R&D-Labor	50000	50000
ABC-Admin-FICAPay	2000	2000
ABC-Prod-FICAPay	3000	3000
ABC-Mktg-FICAPay	4000	4000

	Transaction	Book
ABC-R&D-FICAPay	5000	5000
ABC-Admin-StatePay	1000	1000
ABC-Prod-StatePay	1500	1500
ABC-Mktg-StatePay	2000	2000
ABC-R&D-StatePay	2500	2500
ABC-Admin-MedPay	500	500
ABC-Prod-MedPay	750	750
ABC-Mktg-MedPay	1000	1000
ABC-R&D-MedPay	1250	1250
ABC-Bal-Cash	115,500	115,500

Similarly, the French parent of ABC must record the following journal entry in Ledger L2/BOOK2 (in FRF):

	Transaction	Book
FRParent-ABC-Admin-Labor	20000	10000
FRParent-ABC-Prod-Labor	30000	15000
FRParent-ABC-Mktg-Labor	40000	20000
FRParent-ABC-R&D-Labor	50000	25000
FRParent-ABC-Admin-FICAPay	2000	1000
FRParent-ABC-Prod-FICAPay	3000	1500
FRParent-ABC-Mktg-FICAPay	4000	2000
FRParent-ABC-R&D-FICAPay	5000	2500
FRParent-ABC-Admin-StatePay	1000	500
FRParent-ABC-Prod-StatePay	1500	750
FRParent-ABC-Mktg-StatePay	2000	1000
FRParent-ABC-R&D-StatePay	2500	1250
FRParent-ABC-Admin-MedPay	500	250
FRParent-ABC-Prod-MedPay	750	375
FRParent-ABC-Mktg-MedPay	1000	500
FRParent-ABC-R&D-MedPay	1250	625

	Transaction	Book
FRParent-ABC-Bal-Cash	115,500	57,750

To enable the creation of these journal entries via Batch Transaction Processing, populate specific fields of the GBH file as follows:

GBH File

BHPGM	BHSEQ	BHREAS	BHCURR	BHJDAT	BHUS01	BHUS02
PAYROLL	1		USD	19950215	ABC	FRPARENT

Populate specific fields in the GBL detail file as follows:

GBL File

BLPGM	BLSEQ	BLLNUM	BLUS01	BLUS02	BLDRAT	BLCRAT	BLAF01	BLLTYP
PAYROLL	1	1	ADMIN	LABOR	20000		20000	30
PAYROLL	1	2	PROD	LABOR	30000		30000	30
PAYROLL	1	3	MKTG	LABOR	40000		40000	30
PAYROLL	1	4	R&D	LABOR	50000		50000	30
PAYROLL	1	5	ADMIN	FICAPAY		2000	2000	31
PAYROLL	1	6	PROD	FICAPAY		3000	3000	31
PAYROLL	1	7	MKTG	FICAPAY		4000	4000	31
PAYROLL	1	8	R&D	FICAPAY		5000	5000	31
PAYROLL	1	9	ADMIN	STATEPAY		1000	1000	32
PAYROLL	1	10	PROD	STATEPAY		1500	1500	32
PAYROLL	1	11	MKTG	STATEPAY		2000	2000	32
PAYROLL	1	12	R&D	STATEPAY		2500	2500	32
PAYROLL	1	13	ADMIN	MEDPAY		500	500	33
PAYROLL	1	14	PROD	MEDPAY		750	750	33
PAYROLL	1	15	MKTG	MEDPAY		1000	1000	33
PAYROLL	1	16	R&D	MEDPAY		1250	1250	33
PAYROLL	1	17	BAL	CASH		115500	115500	34
PAYROLL	1	18	MKTG	COMM EXP	1500			

BLPGM	BLSEQ	BLLNUM	BLUS01	BLUS02	BLDRAT	BLCRAT	BLAF01	BLLTYP
PAYROLL	1	19	MKTG	COMM PAY		1500		

where:

- BLLTYP = 30 denotes Labor Expense
- BLLTYP = 31 denotes FICA Payable
- BLLTYP = 32 denotes State Tax Payable
- BLLTYP = 33 denotes Medical Plan Payable
- BLLTYP = 34 denotes Cash Payment

In CEA, define a model named PAYROLL1 with new macros from Infor ERP LX to journalize and post transaction data to Ledger L1 / BOOK1:

Line	Company	Profit Center	Account	DR Macro	CR Macro
10	=BHUS01	=BLUS01	=BLUS02	=BLDR30	
20	=BHUS01	=BLUS01	=BLUS02		=BLCR31
30	=BHUS01	=BLUS01	=BLUS02		=BLCR32
40	=BHUS01	=BLUS01	=BLUS02		=BLCR33
50	=BHUS01	=BLUS01	=BLUS02		=BLCR34

Define a model named PAYROLL2 with new macros from Infor ERP LX to journalize and post the same transaction data to Ledger L2 / BOOK2 for the French parent:

Line	Company	Division	Profit Center	Account	DR Macro	CR Macro
10	=BHUS02	=BHUS01	=BLUS01	=BLUS02	=BLDR30	
20	=BHUS02	=BHUS01	=BLUS01	=BLUS02		=BLCR31
30	=BHUS02	=BHUS01	=BLUS01	=BLUS02		=BLCR32
40	=BHUS02	=BHUS01	=BLUS01	=BLUS02		=BLCR33
50	=BHUS02	=BHUS01	=BLUS01	=BLUS02		=BLCR34

You can define an Event named PAYROLL with the following sequences:

Sequence	Ledger	Book	Model
10	L1	BOOK1	PAYROLL1
20	L2	BOOK2	PAYROLL2

Example 3: Using GBH Only

A subsystem generates simple transaction data. The data are stored entirely within one record in the GBH file.

In period 2, XYZ Inc. issues a credit memo for \$200 to customer 123 for damaged goods sold to the customer by the East profit center. Following are relevant case facts for XYZ Inc:

Case Facts for XYZ Inc.

Chart of Accounts:	XYZCHRT			
COA Segments:	PROFIT			
	COMPANY	CENTER	ACCOUNT	SUBACCOUNT
Segment Values:	XYZ	East	Damaged Goods	123
		West	AccountsRec	
Ledger:	XYZLDGR			
Book:	USD			
Book Currency:	USD			

XYZ Inc. must record the following journal in Ledger XYZLDGR/USD for period 2:

	Transaction	Book
XYZ-East-DamagedGoods-123	200	200
XYZ-East-AccountsRec-123	200	200

To enable the creation of this journal entry via Batch Transaction Processing, populate specific fields of the GBH file as follows:

BHPGM	BHSEQ	BHCURR	BHUS01	BHUS02	BHUS03	BHUS04	BHUS05	BHAMT1	BHJDAT
CR MEMO	1	USD	XYZ	East	Damaged Goods	Accounts Receivable	123	200	19960215

In CEA, define a model named CRMEMO with new macros provided with Infor ERP LX to journalize and post transaction data to Ledger L1 / BOOK1:

Line	Company	Profit Center	Account	SubAccount	DR Macro	CR Macro
10	=BHUS01	=BHUS02	=BHUS03	=BHUS05	=BHAMT1	
20	=BHUS01	=BHUS02	=BHUS04	=BHUS05		=BHAMT1

Then define an event named CRMEMO with the following sequence:

Sequence	Ledger	Book	Model
10	USALDGR	USD	CRMEMO

Notes

Appendix C Macro Quick Reference Guide



The following table provides a listing of the ATP macros in the subsystems in which they can run.

WARNING! Do not use certain combinations of macros on a single model line. Debit and credit macros on a model line must have a unique relationship with each macro on the line that resolves to a single database record.

Macro Name	Macro Description	Subsystem Origin	Reference
ABOCNF	Recognition Rate	Shared	Macros by File Name APH
ADISCD	APH Invoice Disc Date	Shared	Macros by File Name APH
ADUEDT	APH Invoice Due Date	Shared	Macros by File Name APH
AGCNFC	Global Exchange Rate	Vendor Payment	Macros by File Name AMH
AINVDT	APH Invoice Date	Shared	Macros by File Name APH
AMCNFC	Currency Exchange Rate	Vendor Payment	Macros by File Name AMH
AMHALL	Amount Allocated To Invoice	Vendor Payment	Macros by File Name AMH
AMHCPC	Profit Center	Vendor Payment	Macros by File Name AMH
AMHDIS	Discount Taken	Vendor Payment	Macros by File Name AMH
AMHPAM	Payment Amount	Vendor Payment	Macros by File Name AMH
AMHSTS	Record Status	Vendor Payment	Macros by File Name AMH
AMHTDA	Date Of Payment	Vendor Payment	Macros by File Name AMH
AMHTTY	Transaction Type	Vendor Payment	Macros by File Name AMH
AMLAMC	Cash Amount	Vendor Payment	Macros by File Name AML
AMLCOC	Cash Company	Vendor Payment	Macros by File Name AML

Macro Name	Macro Description	Subsystem Origin	Reference
AMLCOD	Discount Taken Company	Vendor Payment	Macros by File Name AML
AMLCOL	Liability Company	Vendor Payment	Macros by File Name AML
AMLDAM	Discount Taken Amount	Vendor Payment	Macros by File Name AML
AMLDAMA	Discount Taken Amount Debit MR#37125	Vendor Payment	Macros by File Name AML
AMLDAMB	Discount Taken Amount Credit MR#37125	Vendor Payment	Macros by File Name AML
AMLIVN	Invoice Vendor Number	Vendor Payment	Macros by File Name AML
AMLLAM	Liability Amount	Vendor Payment	Macros by File Name AML
AMLLAMNT	Liability Amount- Net Of Disc	Vendor Payment	Macros by File Name AML
AMLLTP	Line Type	Vendor Payment	Macros by File Name AML
AMLPCC	Cash Profit Center	Vendor Payment	Macros by File Name AML
AMLPCD	Discount Taken Profit Center	Vendor Payment	Macros by File Name AML
AMLPCL	Liability Profit Center	Vendor Payment	Macros by File Name AML
AMREAS	Reason Code	Shared	Macros by File Name AMH
AOCNVF	Original Payment Exchange Rate	Vendor Payment	Macros by File Name AMH
APCDAV	Current Discount Available	Shared	Macros by File Name APH
APCINA	Current Invoice Amount	Shared	Macros by File Name APH
APHPND	Pay To Vendor	Shared	Macros by File Name APH
APHWRK	Payment Amount	Shared	Macros by File Name APH
APIRDT	Invoice Date	Shared	Macros by File Name APH
APIRRF	Invoice Receipt Reference	Shared	Macros by File Name APH
APLIPC	Profit Center	Shared	Macros by File Name APH
APRESN	Reason Code	Shared	Macros by File Name APH
APTERM	Invoice Terms	Shared	Macros by File Name APH
APVNDR	Vendor Code	Shared	Macros by File Name APH
APVNDREXP1	Expense One	Shared	Macros by File Name APH
APVNDREXP2	Expense Two	Shared	Macros by File Name APH

Macro Name	Macro Description	Subsystem Origin	Reference
APVNDREXP3	Expense Three	Shared	Macros by File Name APH
APVNDREXP4	Expense Four	Shared	Macros by File Name APH
APVNDREXP5	Expense Five	Shared	Macros by File Name APH
APVNTX	Vendor Tax Code	Shared	Macros by File Name APH
ARBANK	Bank	Shared	Macros by File Name RAR
ARCNTR	Counter Number	Shared	Macros by File Name RAR
ARCPO	Customer PO Number	Shared	Macros by File Name RAR
ARCURT	Customer Exchange Rate	Shared	Macros by File Name RAR
ARDDAT	Invoice Due Date	Shared	Macros by File Name RAR
ARDOCN	Document Number	Shared	Macros by File Name RAR
ARDPFX	Document Prefix	Shared	Macros by File Name RAR
ARDRNO	Draft Number	Shared	Macros by File Name RAR
ARDSBB	Incentive Discount Taken	Shared	Macros by File Name RAR
ARDTYP	Document Type	Shared	Macros by File Name RAR
ARDYR	Document Year	Shared	Macros by File Name RAR
ARFCHG	Financial Charge	Shared	Macros by File Name RAR
ARFENO	Foreign Exchange Number	Shared	Macros by File Name RAR
ARJRNO	CDM Code	Shared	Macros by File Name RAR
ARJRNOSEG1	Transaction Account Segment 1	Shared	Macros by File Name RAR
ARJRNOSEG2	Transaction Account Segment 1	Shared	Macros by File Name RAR
ARJRNOSEG3	Transaction Account Segment 1	Shared	Macros by File Name RAR
ARJRNOSEG4	Transaction Account Segment 1	Shared	Macros by File Name RAR
ARJRNOSEG5	Transaction Account Segment 1	Shared	Macros by File Name RAR
ARJRNOSEG6	Transaction Account Segment 1	Shared	Macros by File Name RAR

Macro Name	Macro Description	Subsystem Origin	Reference
ARJRNOSEG7	Transaction Account Segment 1	Shared	Macros by File Name RAR
ARJRNOSEG8	Transaction Account Segment 1	Shared	Macros by File Name RAR
ARODPX	Original Document Prefix	Shared	Macros by File Name RAR
ARODTP	Original Document Type	Shared	Macros by File Name RAR
ARODYR	Original Document Year	Shared	Macros by File Name RAR
ARPTYP	Payment Type	Shared	Macros by File Name RAR
ARSORD	Sales Order Number	Shared	Macros by File Name RAR
ARVDAT	Value Date	Shared	Macros by File Name RAR
ATXCRCC	Company Country Code	Shared	Macros by File Name ATX
ATXCRNO	Company Registration Number	Shared	Macros by File Name ATX
ATXDCPX	Document Prefix	Shared	Macros by File Name ATX
ATXDCYR	Document Year	Shared	Macros by File Name ATX
ATXIDTE	Invoice Date	Shared	Macros by File Name ATX
ATXRATE	Tax Rate Amount	Shared	Macros by File Name ATX
ATXSRCC	Vendor Country Code	Shared	Macros by File Name ATX
ATXSRNO	Vendor Registration Number	Shared	Macros by File Name ATX
ATXTADJ	Tax Adjustment - Tran Curr	Shared	Macros by File Name ATX
ATXTATC	Taxable Amount - Trans Curr	Shared	Macros by File Name ATX
ATXTRCD	Tax Rate Code	Shared	Macros by File Name ATX
ATXTRCDAAC	Tax Adjustment Account	Shared	Macros by File Name ATX
ATXTRCDLAC	Tax Expense Account	Shared	Macros by File Name ATX
ATXTXDD	Tax Deduct/Nondeduct	Shared	Macros by File Name ATX
ATXTXTC	Total Tax Amount	Shared	Macros by File Name ATX
ATXVTSP	Tax Flag	Shared	Macros by File Name ATX
AVNDTY	Vendor Type	Shared	Macros by File Name APH
AVNDTYAPAC	Accounts Payable	Shared	Macros by File Name APH

Macro Name	Macro Description	Subsystem Origin	Reference
AVNDTYDAAC	Discount Available	Shared	Macros by File Name APH
AVNDTYEXP1	Expense 1	Shared	Macros by File Name APH
AVNDTYEXP2	Expense 2	Shared	Macros by File Name APH
AVNDTYEXP3	Expense 3	Shared	Macros by File Name APH
AVNDTYEXP4	Expense 4	Shared	Macros by File Name APH
AVNDTYEXP5	Expense 5	Shared	Macros by File Name APH
BANK	Bank	Shared	Macros by File Name ABK
BHAMT1	Batch Header Amount Field 1	BT	Macros by File Name GBH
BHAMT2	Batch Header Amount Field 2	BT	Macros by File Name GBH
BHAMT3	Batch Header Amount Field 3	BT	Macros by File Name GBH
BHAMT4	Batch Header Amount Field 4	BT	Macros by File Name GBH
BHAMT5	Batch Header Amount Field 5	BT	Macros by File Name GBH
BHAMT6	Batch Header Amount Field 6	BT	Macros by File Name GBH
BHBCUR	Base Currency	BT	Macros by File Name GBH
BHCO	Company	BT	Macros by File Name GBH
BHCRAT	Total Credit Transaction	BT	Macros by File Name GBH
BHCURR	Transaction Currency	BT	Macros by File Name GBH
BHDATE	Date	BT	Macros by File Name GBH
BHDRAT	Total Debit Transaction	BT	Macros by File Name GBH
BHEVNT	Event Name	BT	Macros by File Name GBH
BHJDAT	Transaction Date	BT	Macros by File Name GBH
BHLDES	Batch Header Description	BT	Macros by File Name GBH
BHODAT	Original Date	BT	Macros by File Name GBH
BHORTE	Batch Header Original Exchange Rate	BT	Macros by File Name GBH

Macro Name	Macro Description	Subsystem Origin	Reference
BHPGM	Subsystem Program Name	BT	Macros by File Name GBH
BHRATE	Transaction Exchange Rate	BT	Macros by File Name GBH
BHREAS	Reason Code	BT	Macros by File Name GBH
BHRTYP	Rate Type	BT	Macros by File Name GBH
BHSEQ	Subsystem Sequence	BT	Macros by File Name GBH
BHTIME	Time	BT	Macros by File Name GBH
BHTOLN	Total Lines	BT	Macros by File Name GBH
BHTOST	Total Statistics	BT	Macros by File Name GBH
BHUDT1	Batch Header User Defined Date 1	BT	Macros by File Name GBH
BHUDT2	Batch Header User Defined Date 2	BT	Macros by File Name GBH
BHUS01	User Defined Field 1	BT	Macros by File Name GBH
BHUS02	User Defined Field 2	BT	Macros by File Name GBH
BHUS03	User Defined Field 3	BT	Macros by File Name GBH
BHUS04	User Defined Field 4	BT	Macros by File Name GBH
BHUS05	User Defined Field 5	BT	Macros by File Name GBH
BHUS06	User Defined Field 6	BT	Macros by File Name GBH
BHUS07	User Defined Field 7	BT	Macros by File Name GBH
BHUS08	User Defined Field 8	BT	Macros by File Name GBH
BHUS09	User Defined Field 9	BT	Macros by File Name GBH
BHUS10	User Defined Field 10	BT	Macros by File Name GBH
BHUS11	User Defined Field 11	BT	Macros by File Name GBH
BHUS12	User Defined Field 12	BT	Macros by File Name GBH
BHUS13	User Defined Field 13	BT	Macros by File Name GBH
BHUS14	User Defined Field 14	BT	Macros by File Name GBH
BHUSER	User	BT	Macros by File Name GBH
BKACCT	Bank Account	Shared	Macros by File Name ABK
BKACCTBCHG	Bank Charge Account	Shared	Macros by File Name ABK

Macro Name	Macro Description	Subsystem Origin	Reference
BKACCTBINT	Bank Interest Account	Shared	Macros by File Name ABK
BKACCTCASH	Cash Account	Shared	Macros by File Name ABK
BKATYP	Bank Acct Type	Shared	Macros by File Name ABK
BKBNKC	Bank Code	Shared	Macros by File Name ABK
BKBRNO	Branch	Shared	Macros by File Name ABK
BLAF01	Amount Field 01	BT	Macros by File Name GBL
BLAF02	Amount Field 02	BT	Macros by File Name GBL
BLAF03	Amount Field 03	BT	Macros by File Name GBL
BLAF04	Amount Field 04	BT	Macros by File Name GBL
BLAF05	Amount Field 05	BT	Macros by File Name GBL
BLAF06	Amount Field 06	BT	Macros by File Name GBL
BLAF07	Amount Field 07	BT	Macros by File Name GBL
BLAF08	Amount Field 08	BT	Macros by File Name GBL
BLAF09	Amount Field 09	BT	Macros by File Name GBL
BLAF10	Amount Field 10	BT	Macros by File Name GBL
BLANB1	Analysis Field 1	BT	Macros by File Name GBL
BLANB2	Analysis Field 2	BT	Macros by File Name GBL
BLANB3	Analysis Field 3	BT	Macros by File Name GBL
BLANB4	Analysis Field 4	BT	Macros by File Name GBL
BLANB5	Analysis Field 5	BT	Macros by File Name GBL
BLANB6	Analysis Field 6	BT	Macros by File Name GBL
BLAND1	Analysis Date 1	BT	Macros by File Name GBL
BLAND2	Analysis Date 2	BT	Macros by File Name GBL
BLANN1	Analysis Numeric Field 1	BT	Macros by File Name GBL
BLANN2	Analysis Numeric Field 2	BT	Macros by File Name GBL
BLCR30	Line Transaction Credit Line Type 30	BT	Macros by File Name GBL
BLCR31	Line Transaction Credit Line Type 31	BT	Macros by File Name GBL
BLCR32	Line Transaction Credit Line Type 32	BT	Macros by File Name GBL

Macro Name	Macro Description	Subsystem Origin	Reference
BLCR33	Line Transaction Credit Line Type 33	BT	Macros by File Name GBL
BLCR34	Line Transaction Credit Line Type 34	BT	Macros by File Name GBL
BLCR35	Line Transaction Credit Line Type 35	BT	Macros by File Name GBL
BLCR36	Line Transaction Credit Line Type 36	BT	Macros by File Name GBL
BLCR37	Line Transaction Credit Line Type 37	BT	Macros by File Name GBL
BLCR38	Line Transaction Credit Line Type 38	BT	Macros by File Name GBL
BLCR39	Line Transaction Credit Line Type 39	BT	Macros by File Name GBL
BLCRAT	Line Transaction Credit	BT	Macros by File Name GBL
BLDATE	Date	BT	Macros by File Name GBL
BLDDAT	Document Reference Date	BT	Macros by File Name GBL
BLDR30	Line Transaction Debit Line Type 30	BT	Macros by File Name GBL
BLDR31	Line Transaction Debit Line Type 31	BT	Macros by File Name GBL
BLDR32	Line Transaction Debit Line Type 32	BT	Macros by File Name GBL
BLDR33	Line Transaction Debit Line Type 33	BT	Macros by File Name GBL
BLDR34	Line Transaction Debit Line Type 34	BT	Macros by File Name GBL
BLDR35	Line Transaction Debit Line Type 35	BT	Macros by File Name GBL
BLDR36	Line Transaction Debit Line Type 36	BT	Macros by File Name GBL
BLDR37	Line Transaction Debit Line Type 37	BT	Macros by File Name GBL
BLDR38	Line Transaction Debit Line Type 38	BT	Macros by File Name GBL

Macro Name	Macro Description	Subsystem Origin	Reference
BLDR39	Line Transaction Debit Line Type 39	BT	Macros by File Name GBL
BLDRAT	Line Transaction Debit	BT	Macros by File Name GBL
BLDREF	Document Reference	BT	Macros by File Name GBL
BLJRF1	Reference 1	BT	Macros by File Name GBL
BLJRF2	Reference 2	BT	Macros by File Name GBL
BLLDES	Line Description	BT	Macros by File Name GBL
BLLNUM	Transaction Line Number	BT	Macros by File Name GBL
BLLTYP	Line Type	BT	Macros by File Name GBL
BLLOCK	Locked By	BT	Macros by File Name GBL
BLPGM	Subsystem Program Name	BT	Macros by File Name GBL
BLREAS	Reason Code	BT	Macros by File Name GBL
BLSEQ	Subsystem Sequence	BT	Macros by File Name GBL
BLSTT1	Statistics Field 01	BT	Macros by File Name GBL
BLSTT2	Statistics Field 02	BT	Macros by File Name GBL
BLSTT3	Statistics Field 0	BT	Macros by File Name GBL
BLTIME	Time	BT	Macros by File Name GBL
BLUS01	User Defined Field 01	BT	Macros by File Name GBL
BLUS02	User Defined Field 02	BT	Macros by File Name GBL
BLUS03	User Defined Field 03	BT	Macros by File Name GBL
BLUS04	User Defined Field 04	BT	Macros by File Name GBL
BLUS05	User Defined Field 05	BT	Macros by File Name GBL
BLUS06	User Defined Field 06	BT	Macros by File Name GBL
BLUS07	User Defined Field 07	BT	Macros by File Name GBL
BLUS08	User Defined Field 08	BT	Macros by File Name GBL
BLUS09	User Defined Field 09	BT	Macros by File Name GBL
BLUS10	User Defined Field 10	BT	Macros by File Name GBL
BLUS11	User Defined Field 11	BT	Macros by File Name GBL
BLUS12	User Defined Field 12	BT	Macros by File Name GBL

Macro Name	Macro Description	Subsystem Origin	Reference
BLUS13	User Defined Field 13	BT	Macros by File Name GBL
BLUS14	User Defined Field 14	BT	Macros by File Name GBL
BLUSER	User	BT	Macros by File Name GBL
BPCOV	Bank Profit Center	Shared	Macros by File Name ABK
CAACCT	Payroll Account #	Payroll Processing	Macros by File Name PYPCA
CABKID	Payroll Bank Id	Payroll Processing	Macros by File Name PYPCA
CABKNB	Payroll Bank Number	Payroll Processing	Macros by File Name PYPCA
CADESC	Payroll Account Name	Payroll Processing	Macros by File Name PYPCA
CAPGC	Payroll Cash Account – Page Cr	Payroll Processing	Macros by File Name PYPCA
CATRAN	Payroll Transit No.	Payroll Processing	Macros by File Name PYPCA
CCCUS	AR Customer Number	Shared	Macros by File Name RCM
CCON	Contact Name	Shared	Macros by File Name RCM
CCOUN	Cust Country Code	Shared	Macros by File Name RCM
CCUST	Customer Number	Shared	Macros by File Name RCM
CD0101	Stamp Tax Amount	Customer Draft	Customer Drafts Parameter List
CD0102	Bank Charge Amount	Customer Draft	Customer Drafts Parameter List
CD0103	Stamp Tax And Bank Charge A/P	Customer Draft	Customer Drafts Parameter List
CD01AC	Draft Amount Changes To	Customer Draft	Customer Drafts Parameter List
CD01AS	Status Change Amount	Customer Draft	Customer Drafts Parameter List
CD01ASCR	Draft Adjustment Amount	Customer Draft	Customer Drafts Parameter List
CD01ASDR	Draft Adjustment Amount	Customer Draft	Customer Drafts Parameter List
CD01BAACHG	Bank Charge Account	Customer Draft	Customer Drafts Parameter List
CD01BAINT	Bank Interest Discount Account	Customer Draft	Customer Drafts Parameter List

Macro Name	Macro Description	Subsystem Origin	Reference
CD01BC	Bank Profit Center	Customer Draft	Customer Drafts Parameter List
CD01BK	Bank	Customer Draft	Customer Drafts Parameter List
CD01CC	Currency	Customer Draft	Customer Drafts Parameter List
CD01CN	Customer Number	Customer Draft	Customer Drafts Parameter List
CD01CO	Customer Company	Customer Draft	Customer Drafts Parameter List
CD01COAX	Stamp Tax Account	Customer Draft	Customer Drafts Parameter List
CD01CT	Customer Type	Customer Draft	Customer Drafts Parameter List
CD01CTARAC	Account Receivable Account	Customer Draft	Customer Drafts Parameter List
CD01CTARPC	Account Receivable Profit Cent	Customer Draft	Customer Drafts Parameter List
CD01CTRGAC	A/R Realized Gain Account	Customer Draft	Customer Drafts Parameter List
CD01CTRGPC	Customer Realized Gain Profit	Customer Draft	Customer Drafts Parameter List
CD01CTRLAC	A/R Realized Loss Account	Customer Draft	Customer Drafts Parameter List
CD01CTRLPC	Customer Realized Loss Profit	Customer Draft	Customer Drafts Parameter List
CD01DA	Discount Amount	Customer Draft	Customer Drafts Parameter List
CD01DN	Draft Number	Customer Draft	Customer Drafts Parameter List
CD01FS	From Status	Customer Draft	Customer Drafts Parameter List
CD01LI	Change In Status Amount	Customer Draft	Customer Drafts Parameter List
CD01LP	Last Draft Receivable Profit C	Customer Draft	Customer Drafts Parameter List

Macro Name	Macro Description	Subsystem Origin	Reference
CD01OD	Document Number	Customer Draft	Customer Drafts Parameter List
CD01OP	Document Prefix	Customer Draft	Customer Drafts Parameter List
CD01OT	Document Type	Customer Draft	Customer Drafts Parameter List
CD01OY	Document Number	Customer Draft	Customer Drafts Parameter List
CD01PC	To Draft Receivable Profit Cen	Customer Draft	Customer Drafts Parameter List
CD01PT	Payment Type	Customer Draft	Customer Drafts Parameter List
CD01S1	User Defined 1	Customer Draft	Customer Drafts Parameter List
CD01S2	User Defined 2	Customer Draft	Customer Drafts Parameter List
CD01S3	Last User Defined 1	Customer Draft	Customer Drafts Parameter List
CD01S4	Last User Defined 2	Customer Draft	Customer Drafts Parameter List
CD01TS	To Status	Customer Draft	Customer Drafts Parameter List
CD01TT	Last Draft Payment Total	Customer Draft	Customer Drafts Parameter List
CDEA1	Group Code 1	Shared	Macros by File Name RCM
CDEA2	Group Code 2	Shared	Macros by File Name RCM
CDP1	P/C For Auto Distr Line 1	Shared	Macros by File Name ATY
CDP2	P/C For Auto Distr Line 2	Shared	Macros by File Name ATY
CDP3	P/C For Auto Distr Line 3	Shared	Macros by File Name ATY
CDP4	P/C For Auto Distr Line 4	Shared	Macros by File Name ATY
CI01BB	Bill Back Accrual Amount	Customer Invoice	Customer Invoice Parameter List
CI01BBA	Bill Back Accrual - Debit	Customer Invoice	Customer Invoice Parameter List

Macro Name	Macro Description	Subsystem Origin	Reference
CI01BBB	Bill Back Accrual - Credit	Customer Invoice	Customer Invoice Parameter List
CI01CC	A/R Customer Number	Customer Invoice	Customer Invoice Parameter List
CI01CH	Freight Charge	Customer Invoice	Customer Invoice Parameter List
CI01CN	Customer Number	Customer Invoice	Customer Invoice Parameter List
CI01CO	Company Number	Customer Invoice	Customer Invoice Parameter List
CI01CODISC	Discount Account	Customer Invoice	Customer Invoice Parameter List
CI01COFRGT	Freight Acct	Customer Invoice	Customer Invoice Parameter List
CI01COREVA	Revenue Account	Customer Invoice	Customer Invoice Parameter List
CI01COTAX1	Tax Override 1	Customer Invoice	Customer Invoice Parameter List
CI01COTAX2	Tax Override 2	Customer Invoice	Customer Invoice Parameter List
CI01CR	Currency	Customer Invoice	Customer Invoice Parameter List
CI01DN	Doc Number	Customer Invoice	Customer Invoice Parameter List
CI01DS	Spec Price Total Ord Discount	Customer Invoice	Customer Invoice Parameter List
CI01DSCR	Spec Price Total Ord Discount	Customer Invoice	Macros by File Name SIH
CI01DSDR	Spec Price Total Ord Discount	Customer Invoice	Macros by File Name SIH
CI01DT	Document Type	Customer Invoice	Customer Invoice Parameter List
CI01FC	Financial Charge	Customer Invoice	Customer Invoice Parameter List
CI01FD	Fixed Financial Discount	Customer Invoice	Customer Invoice Parameter List

Macro Name	Macro Description	Subsystem Origin	Reference
CI01JD	Journal Posting Date	Customer Invoice	Customer Invoice Parameter List
CI01ON	Orig Document Number	Customer Invoice	Customer Invoice Parameter List
CI01OR	Original Document Year	Customer Invoice	Customer Invoice Parameter List
CI01OT	Original Document Type	Customer Invoice	Customer Invoice Parameter List
CI01OX	Original Document Prefix	Customer Invoice	Customer Invoice Parameter List
CI01PC	Profit Center	Customer Invoice	Customer Invoice Parameter List
CI01PX	Document Prefix	Customer Invoice	Customer Invoice Parameter List
CI01RV	Prepaid Amount	Customer Invoice	Customer Invoice Parameter List
CI01TO	Invoice Total	Customer Invoice	Customer Invoice Parameter List
CI01TP	Customer Type	Customer Invoice	Customer Invoice Parameter List
CI01TPARAC	Accounts Receivable Account	Customer Invoice	Customer Invoice Parameter List
CI01TPARPC	A/R Profit Center	Customer Invoice	Customer Invoice Parameter List
CI01TPBBAC	Bill Back Accrual Account	Customer Invoice	Customer Invoice Parameter List
CI01TPBBPC	Bill Back Accrual Profit Cntr	Customer Invoice	Customer Invoice Parameter List
CI01TPDISC	Discount Account	Customer Invoice	Customer Invoice Parameter List
CI01TPFFCA	Financial Charge Account	Customer Invoice	Customer Invoice Parameter List
CI01TPFFDA	Financial Discount Account	Customer Invoice	Customer Invoice Parameter List
CI01TPPPAC	A/R Prepaid Account	Customer Invoice	Customer Invoice Parameter List

Macro Name	Macro Description	Subsystem Origin	Reference
CI01TPPPPC	A/R Prepaid Profit Center	Customer Invoice	Customer Invoice Parameter List
CI01TPRELG	Realized Gain Account	Customer Invoice	Customer Invoice Parameter List
CI01TPRELL	Realized Loss Account	Customer Invoice	Customer Invoice Parameter List
CI01TPRGPC	Realized Gain Profit Center	Customer Invoice	Customer Invoice Parameter List
CI01TPRLPC	Realized Loss Profit Center	Customer Invoice	Customer Invoice Parameter List
CI01YR	Document Year	Customer Invoice	Customer Invoice Parameter List
CLAJVD	Payroll Adjust/Void/Manual	Payroll Processing	Macros by File Name PYPCL
CLAMT	Payroll Amount Of Check	Payroll Processing	Macros by File Name PYPCL
CLAMT	Payroll Amount Of Check-Debit	Payroll Processing	Macros by File Name PYPCL
CLAMT	Payroll Amount Of Check-Credit	Payroll Processing	Macros by File Name PYPCL
CLCHKA	Payroll Account #	Payroll Processing	Macros by File Name PYPCL
CLCHKN	Payroll Check Number	Payroll Processing	Macros by File Name PYPCL
CLCY	Payroll Cycle Code	Payroll Processing	Macros by File Name PYPCL
CLDTE8	Payroll Check Date-8 Digit	Payroll Processing	Macros by File Name PYPCL
CLDTEE	Payroll Check Date-Edited	Payroll Processing	Macros by File Name PYPCL
CLDTEH	Payroll Check Date-HYF	Payroll Processing	Macros by File Name PYPCL
CLEN	Payroll Employee Number	Payroll Processing	Macros by File Name PYPCL
CLER	Payroll Employer Number	Payroll Processing	Macros by File Name PYPCL
CLFLAG	Payroll G/L Close Flag	Payroll Processing	Macros by File Name PYPCL
CLFMON	Payroll Fiscal Month	Payroll Processing	Macros by File Name PYPCL
CLFYR	Payroll Fiscal Year	Payroll Processing	Macros by File Name PYPCL
CLGROS	Payroll Gross Pay	Payroll Processing	Macros by File Name PYPCL
CLGROS	Payroll Gross Pay-Debit	Payroll Processing	Macros by File Name PYPCL
CLGROS	Payroll Gross Pay-Credit	Payroll Processing	Macros by File Name PYPCL

Macro Name	Macro Description	Subsystem Origin	Reference
CLISEQ	Payroll Internal Seq. Number	Payroll Processing	Macros by File Name PYPCL
CLLV1	Payroll Level 1	Payroll Processing	Macros by File Name PYPCL
CLLV2	Payroll Level 2	Payroll Processing	Macros by File Name PYPCL
CLLV3	Payroll Level 3	Payroll Processing	Macros by File Name PYPCL
CLLV4	Payroll Level 4	Payroll Processing	Macros by File Name PYPCL
CLMWK1	Payroll Fut Use-Misc Week	Payroll Processing	Macros by File Name PYPCL
CLOC	Profit Center	Shared	Macros by File Name RCM
CLODCT	Payroll On-Dem Chk Type	Payroll Processing	Macros by File Name PYPCL
CLPEN8	Payroll Period Ending-8 Digit	Payroll Processing	Macros by File Name PYPCL
CLPEND	Payroll Period Ending-Edited	Payroll Processing	Macros by File Name PYPCL
CLPENH	Payroll Period Ending-HYF	Payroll Processing	Macros by File Name PYPCL
CLPENQ	Payroll Period Ending Sequence	Payroll Processing	Macros by File Name PYPCL
CLPOS	Payroll Base Position	Payroll Processing	Macros by File Name PYPCL
CLTC01	Payroll Tip Comp Flag	Payroll Processing	Macros by File Name PYPCL
CLTC02	Payroll Tip Comp Override	Payroll Processing	Macros by File Name PYPCL
CLTFRQ	Payroll Fut Use-Tax Freq	Payroll Processing	Macros by File Name PYPCL
CLTO	Payroll Tax Co.	Payroll Processing	Macros by File Name PYPCL
CLUIC	Payroll Uic	Payroll Processing	Macros by File Name PYPCL
CLVDT8	Payroll Date Of Void/Stop-8	Payroll Processing	Macros by File Name PYPCL
CLVDTE	Payroll Date Of Void/Stop-Edit	Payroll Processing	Macros by File Name PYPCL
CLVDTH	Payroll Date Of Void/Stop-HYF	Payroll Processing	Macros by File Name PYPCL
CLWW	Payroll Weeks Worked	Payroll Processing	Macros by File Name PYPCL
CMABC	ABC Code	Shared	Macros by File Name RCM
CMDPFX	Prefix Code	Shared	Macros by File Name RCM

Macro Name	Macro Description	Subsystem Origin	Reference
CMFF01	User Defined Financial Field 1	Shared	Macros by File Name RCM
CMFF02	User Defined Financial Field 2	Shared	Macros by File Name RCM
CMFF03	User Defined Financial Field 3	Shared	Macros by File Name RCM
CMFF04	User Defined Financial Field 4	Shared	Macros by File Name RCM
CMFF05	User Defined Financial Field 5	Shared	Macros by File Name RCM
CMFF06	User Defined Financial Field 6	Shared	Macros by File Name RCM
CMFTXC	Fiscal Tax Code	Shared	Macros by File Name RCM
CMPRCC	Country Code	Shared	Macros by File Name RCM
CMPRNO	Cust Registration Number	Shared	Macros by File Name RCM
CMSIC	SIC Code	Shared	Macros by File Name RCM
CMSTTP	Statement Type	Shared	Macros by File Name RCM
CNME	Customer Name	Shared	Macros by File Name RCM
COGS	Cost of Goods Sold	Shared	Macros by File Name SIL
COGSA	Cost of Goods Sold - Debit	Shared	Macros by File Name SIL
COGSB	Cost of Goods Sold - Credit	Shared	Macros by File Name SIL
CP01AR	Debit Accounts Receivable	Customer Payment	Customer Payment Parameter List
CP01AS	Credit Accounts Receivable	Customer Payment	Customer Payment Parameter List
CP01BF	Bank Charge	Customer Payment	Customer Payment Parameter List
CP01BK	Bank Code	Customer Payment	Customer Payment Parameter List
CP01CA	Cash Payment-Debit	Customer Payment	Customer Payment Parameter List
CP01CB	Cash Payment-Credit	Customer Payment	Customer Payment Parameter List

Macro Name	Macro Description	Subsystem Origin	Reference
CP01CC	A/R Corporate Customer	Customer Payment	Customer Payment Parameter List
CP01CM	Company Number	Customer Payment	Customer Payment Parameter List
CP01CMARAC	Account Receivable Account	Customer Payment	Customer Payment Parameter List
CP01CMBBAC	Bill Back Accrual Account	Customer Payment	Customer Payment Parameter List
CP01CMCASH	Cash Account	Customer Payment	Customer Payment Parameter List
CP01CMDISC	Discount Account	Customer Payment	Customer Payment Parameter List
CP01CMRELG	Realized Gain Account	Customer Payment	Customer Payment Parameter List
CP01CMRELL	Realized Loss Acct	Customer Payment	Customer Payment Parameter List
CP01CMREVA	Revenue Account	Customer Payment	Customer Payment Parameter List
CP01CMSTAX	Stamp Tax Account	Customer Payment	Customer Payment Parameter List
CP01CMWOAC	A/R Write Off Expense Account	Customer Payment	Customer Payment Parameter List
CP01CMWOPC	A/R Write Off Profit Center	Customer Payment	Customer Payment Parameter List
CP01CS	Customer Number	Customer Payment	Customer Payment Parameter List
CP01CT	Customer Type	Customer Payment	Customer Payment Parameter List
CP01CTARAC	Accounts Receivable Account	Customer Payment	Customer Payment Parameter List
CP01CTARPC	A/R Profit Center	Customer Payment	Customer Payment Parameter List
CP01CTBBAC	Bill Back Accrual Account	Customer Payment	Customer Payment Parameter List
CP01CTBBPC	Bill Back Accrual Profit Cntr	Customer Payment	Customer Payment Parameter List

Macro Name	Macro Description	Subsystem Origin	Reference
CP01CTCASH	Cash Account	Customer Payment	Customer Payment Parameter List
CP01CTDISC	Discount Account	Customer Payment	Customer Payment Parameter List
CP01CTFFCA	Financial Charge Account	Customer Payment	Customer Payment Parameter List
CP01CTPPAC	A/R Prepaid Account	Customer Payment	Customer Payment Parameter List
CP01CTPPPC	A/R Prepaid Profit Center	Customer Payment	Customer Payment Parameter List
CP01CTRELG	Realized Gain Account	Customer Payment	Customer Payment Parameter List
CP01CTRELL	Realized Loss Account	Customer Payment	Customer Payment Parameter List
CP01CTREVA	Revenue Account	Customer Payment	Customer Payment Parameter List
CP01CTRGPC	Realized Gain Profit Center	Customer Payment	Customer Payment Parameter List
CP01CTRLPC	Realized Loss Profit Center	Customer Payment	Customer Payment Parameter List
CP01CTWOAC	A/R Write Off Account	Customer Payment	Customer Payment Parameter List
CP01CTWOPC	A/R Write Off Profit Center	Customer Payment	Customer Payment Parameter List
CP01CU	Currency	Customer Payment	Customer Payment Parameter List
CP01D1	Discount Less Tax Adjustment	Customer Payment	Customer Payment Parameter List
CP01D2	Discount Less Tax Adjmnt Cr	Customer Payment	Customer Payment Parameter List
CP01DI	Discount Taken/Due	Customer Payment	Customer Payment Parameter List
CP01DJ	Discount Taken/Due-Credit	Customer Payment	Customer Payment Parameter List
CP01DN	Draft Number	Customer Payment	Customer Payment Parameter List

Macro Name	Macro Description	Subsystem Origin	Reference
CP01DP	Date Posted	Customer Payment	Customer Payment Parameter List
CP01DR	Draft Receivable	Customer Payment	Customer Payment Parameter List
CP01FC	Financial Charge Credit	Customer Payment	Customer Payment Parameter List
CP01FD	Financial Charge Debit	Customer Payment	Customer Payment Parameter List
CP01FE	Foreign Exch Reservation	Customer Payment	Customer Payment Parameter List
CP01FS	From Status	Customer Payment	Customer Payment Parameter List
CP01ID	Invoice Date	Customer Payment	Customer Payment Parameter List
CP01IT	Incentive Discount Taken	Customer Payment	Customer Payment Parameter List
CP01IU	Incentive Discount Taken Credit	Customer Payment	Customer Payment Parameter List
CP01NI	Document Number	Customer Payment	Customer Payment Parameter List
CP01NP	Document Prefix	Customer Payment	Customer Payment Parameter List
CP01NT	Document Type	Customer Payment	Customer Payment Parameter List
CP01NY	Document Year	Customer Payment	Customer Payment Parameter List
CP01OA	Original Amount	Customer Payment	Customer Payment Parameter List
CP01OB	Original Amount - Credit	Customer Payment	Customer Payment Parameter List
CP01ON	Original Document Number	Customer Payment	Customer Payment Parameter List
CP01OP	Original Document Prefix	Customer Payment	Customer Payment Parameter List
CP01OT	Original Document Type	Customer Payment	Customer Payment Parameter List

Macro Name	Macro Description	Subsystem Origin	Reference
CP01OY	Original Document Year	Customer Payment	Customer Payment Parameter List
CP01PC	Draft To Profit Center	Customer Payment	Customer Payment Parameter List
CP01PT	Payment Type	Customer Payment	Customer Payment Parameter List
CP01RF	Reference Number	Customer Payment	Customer Payment Parameter List
CP01RV	Debit Revenue	Customer Payment	Customer Payment Parameter List
CP01RW	Credit Revenue	Customer Payment	Customer Payment Parameter List
CP01S1	User Defined 1 On Payment Dist	Customer Payment	Customer Payment Parameter List
CP01S2	User Defined 2 On Payment Dist	Customer Payment	Customer Payment Parameter List
CP01SQ	Sequence Number	Customer Payment	Customer Payment Parameter List
CP01ST	Stamp Tax	Customer Payment	Customer Payment Parameter List
CP01TA	Total Tax Adjustment Debit	Customer Payment	Customer Payment Parameter List
CP01TB	Total Tax Adjustment Credit	Customer Payment	Customer Payment Parameter List
CP01TC	Terms Code	Customer Payment	Customer Payment Parameter List
CP01TS	To Status	Customer Payment	Customer Payment Parameter List
CP01TT	Total Tax	Customer Payment	Customer Payment Parameter List
CP01TU	Total Tax-Credit	Customer Payment	Customer Payment Parameter List
CP01YP	Agreement Type	Customer Payment	Customer Payment Parameter List
CRCOMP	Company Number	Customer Payment	Macros by File Name ECR
CRCPO	Customer Purchase Order	Customer Payment	Macros by File Name ECR

Macro Name	Macro Description	Subsystem Origin	Reference
CRCTY	City	Customer Payment	Macros by File Name ECR
CRDD	Expiration Day	Customer Payment	Macros by File Name ECR
CRDOL	Credit Limit	Shared	Macros by File Name RCM
CREF01	Group Sales Analysis 1	Shared	Macros by File Name RCM
CREF01ARPC	A/R Profit Center	Shared	Macros by File Name RCM
CREF02	Group Sales Analysis 2	Shared	Macros by File Name RCM
CREF02ARPC	A/R Profit Center	Shared	Macros by File Name RCM
CREF03	Group Sales Analysis 3	Shared	Macros by File Name RCM
CREF03ARPC	A/R Profit Center	Shared	Macros by File Name RCM
CREF04	Group Sales Analysis 4	Shared	Macros by File Name RCM
CREF04ARPC	A/R Profit Center	Shared	Macros by File Name RCM
CREF05	Group Sales Analysis 5	Shared	Macros by File Name RCM
CREF05ARPC	A/R Profit Center	Shared	Macros by File Name RCM
CREG	Region Code	Shared	Macros by File Name RCM
CRMASK	Masked Credit Card Number	Customer Payment	Macros by File Name ECR
CRMM	Expiration Month	Customer Payment	Macros by File Name ECR
CRMRRCH	Merchant ID	Customer Payment	Macros by File Name ECR
CRNAME	Credit Card Name	Customer Payment	Macros by File Name ECR
CRORD	Order Number	Customer Payment	Macros by File Name ECR
CRPFX	Credit Card Prefix	Customer Payment	Macros by File Name ECR
CRPOST	Postal Code	Customer Payment	Macros by File Name ECR
CRPRVD	Credit Card Provider Code	Customer Payment	Macros by File Name ECR
CRSEQ	Credit Card Sequence Number	Customer Payment	Macros by File Name ECR
CRTXA	Order Tax Amount	Customer Payment	Macros by File Name ECR
CRYY	Expiration Year	Customer Payment	Macros by File Name ECR
CSAL	Customer Salesperson	Shared	Macros by File Name RCM
CSTE	State Code	Shared	Macros by File Name RCM
CTARPC	Accounts Receivable Profit Ctr	Shared	Macros by File Name RCT

Macro Name	Macro Description	Subsystem Origin	Reference
CTAX	Customer Tax Code	Shared	Macros by File Name RCM
CTAXE	Tax Report Bypass	Shared	Macros by File Name RCM
CTBBAP	Bill Back Acc Profit Center	Shared	Macros by File Name RCT
CTCSTP	Customer Type	Shared	Macros by File Name RCT
CTCSTPBAC	Bill Back Accrual Account	Shared	Macros by File Name RCT
CTCURR	Currency Code	Shared	Macros by File Name RCT
CTDESC	Type Description	Shared	Macros by File Name RCT
CTRGNP	Realized Gain PC	Shared	Macros by File Name RCT
CTRLSP	Realized Loss PC	Shared	Macros by File Name RCT
CTUGNP	Unreal Gain PC	Shared	Macros by File Name RCT
CTULSP	Unreal Loss PC	Shared	Macros by File Name RCT
CTXID	Tax Id Name	Shared	Macros by File Name RCM
CTYPE	Customer Type	Shared	Macros by File Name RCM
CTYPEBBAC	Bill Back Accrual Account	Shared	Macros by File Name RCM
CTYPEBBPC	Bill Back Profit Center	Shared	Macros by File Name RCM
CTYPEICLAS	Concatenate Cust Type/Item Cl	Customer Invoice	Macros by File Name SIL
CWHSE	Default Warehouse	Shared	Macros by File Name RCM
CXAUAM	Amount Authorized	Customer Payment	Macros by File Name ECX
CXAUCD	Authorization Code	Customer Payment	Macros by File Name ECX
CXAUDT	Date of Authorization	Customer Payment	Macros by File Name ECX
CXAUTM	Authorization Time	Customer Payment	Macros by File Name ECX
CXAUTY	Authorization Type	Customer Payment	Macros by File Name ECX
CXCCCR	Reason Override Credit Card	Customer Payment	Macros by File Name ECX
CXCOMP	Company Number	Customer Payment	Macros by File Name ECX
CXCURR	Currency Code	Customer Payment	Macros by File Name ECX
CXDAUE	Date Authorization Expired	Customer Payment	Macros by File Name ECX
CXDOCN	Document Number	Customer Payment	Macros by File Name ECX
CXDPMX	Document Prefix	Customer Payment	Macros by File Name ECX

Macro Name	Macro Description	Subsystem Origin	Reference
CXDTP	Document Type	Customer Payment	Macros by File Name ECX
CXDYR	Document Year	Customer Payment	Macros by File Name ECX
CXHAND	Handle/Transaction Control	Customer Payment	Macros by File Name ECX
CXINVC	Original Document Number	Customer Payment	Macros by File Name ECX
CXODPX	Original Document Prefix	Customer Payment	Macros by File Name ECX
CXODTP	Original Document Type	Customer Payment	Macros by File Name ECX
CXODYR	Original Document Year	Customer Payment	Macros by File Name ECX
CXORD	Order Number	Customer Payment	Macros by File Name ECX
CXOUSR	Override User ID	Customer Payment	Macros by File Name ECX
CXPFX	Credit Card Prefix	Customer Payment	Macros by File Name ECX
CXPRVD	Credit Card Provider Code	Customer Payment	Macros by File Name ECX
CXSEQ	Credit Card Sequence Number	Customer Payment	Macros by File Name ECX
CXSETM	Settlement Time	Customer Payment	Macros by File Name ECX
CXSPST	Ship-to Postal Code	Customer Payment	Macros by File Name ECX
CXSTAM	Settlement Amount	Customer Payment	Macros by File Name ECX
CXSTDT	Date of Settlement	Customer Payment	Macros by File Name ECX
CXSTS	Status	Customer Payment	Macros by File Name ECX
DHDRTM	Draft Terms Code	Shared	Macros by File Name ODH
DHISDT	Issued Date	Shared	Macros by File Name ODH
DHNOFY	Number Of Payments	Shared	Macros by File Name ODH
DHPRF	Profit Center	Shared	Macros by File Name ODH
DHSTAT	Draft Status	Shared	Macros by File Name ODH
DLAJVD	Payroll Adjust/Void/Manual	Payroll Processing	Macros by File Name PYPDL
DLARRC	Payroll Arrears Amount	Payroll Processing	Macros by File Name PYPDL
DLBASA	Payroll Basis Amount	Payroll Processing	Macros by File Name PYPDL
DLBASH	Payroll Basis Hours	Payroll Processing	Macros by File Name PYPDL

Macro Name	Macro Description	Subsystem Origin	Reference
DLBASL	Payroll Tax Liab. Basis Amt	Payroll Processing	Macros by File Name PYPDL
DLBKCH	Bank Charge Line Amount	Shared	Macros by File Name ODL
DLCAMT	Payroll Employer Ded Amount	Payroll Processing	Macros by File Name PYPDL
DLCAMT	Payroll Employer Ded – Debit	Payroll Processing	Macros by File Name PYPDL
DLCAMT	Payroll Employer Ded – Credit	Payroll Processing	Macros by File Name PYPDL
DLCD8	Payroll Check Date-8 Digit	Payroll Processing	Macros by File Name PYPDL
DLCDD	Payroll Check Date-Edited	Payroll Processing	Macros by File Name PYPDL
DLCDH	Payroll Check Date-Hyf	Payroll Processing	Macros by File Name PYPDL
DLCHK	Payroll Check Number	Payroll Processing	Macros by File Name PYPDL
DLCHKA	Payroll Account #	Payroll Processing	Macros by File Name PYPDL
DLCY	Payroll Cycle Code	Payroll Processing	Macros by File Name PYPDL
DLDAMT	Payroll Employee Ded Amount	Payroll Processing	Macros by File Name PYPDL
DLDAMT	Payroll Employee Ded – Debit	Payroll Processing	Macros by File Name PYPDL
DLDAMT	Payroll Employee Ded – Credit	Payroll Processing	Macros by File Name PYPDL
DLDEDC	Payroll Deduction Code	Payroll Processing	Macros by File Name PYPDL
DLEN	Payroll Employee Number	Payroll Processing	Macros by File Name PYPDL
DLER	Payroll Employer Number	Payroll Processing	Macros by File Name PYPDL
DLFLG1	Payroll Can: Wlrp	Payroll Processing	Macros by File Name PYPDL
DLFMON	Payroll Fiscal Period	Payroll Processing	Macros by File Name PYPDL
DLFUT3	Payroll Tax Jurisdiction	Payroll Processing	Macros by File Name PYPDL
DLFUT4	Payroll Future Use 4	Payroll Processing	Macros by File Name PYPDL
DLFUT5	Payroll Future Use 5	Payroll Processing	Macros by File Name PYPDL
DLFYR	Payroll Fiscal Year	Payroll Processing	Macros by File Name PYPDL
DLGFLG	Payroll G/L En \$ Close Flag	Payroll Processing	Macros by File Name PYPDL

Macro Name	Macro Description	Subsystem Origin	Reference
DLGLER	Payroll G/L Er \$ Close Flag	Payroll Processing	Macros by File Name PYPDL
DLISEQ	Payroll Internal Seq. Number	Payroll Processing	Macros by File Name PYPDL
DLLV1	Payroll Level 1	Payroll Processing	Macros by File Name PYPDL
DLLV2	Payroll Level 2	Payroll Processing	Macros by File Name PYPDL
DLLV3	Payroll Level 3	Payroll Processing	Macros by File Name PYPDL
DLLV4	Payroll Level 4	Payroll Processing	Macros by File Name PYPDL
DLMWK1	Payroll Future Use-Misc Week	Payroll Processing	Macros by File Name PYPDL
DLPEN8	Payroll Period Ending-8 Digit	Payroll Processing	Macros by File Name PYPDL
DLPEND	Payroll Period Ending-Edited	Payroll Processing	Macros by File Name PYPDL
DLPENH	Payroll Period Ending-Hyf	Payroll Processing	Macros by File Name PYPDL
DLPENQ	Payroll Period Ending Sequence	Payroll Processing	Macros by File Name PYPDL
DLSEQ	Payroll Future Use-Sequence	Payroll Processing	Macros by File Name PYPDL
DLSLTL	Payroll State/Local Tax Locn	Payroll Processing	Macros by File Name PYPDL
DLSPC	Payroll Season/Savings/Special	Payroll Processing	Macros by File Name PYPDL
DLSTMP	Stamp Tax Line Amount	Shared	Macros by File Name ODL
DLTO	Payroll Tax Co.	Payroll Processing	Macros by File Name PYPDL
DLUSR1	Payroll User Defined	Payroll Processing	Macros by File Name PYPDL
DMCTTF	Contract Flag	Shared	Macros by File Name PDM
DMDESC	Promo Description	Shared	Macros by File Name PDM
DMENDT	End Date	Shared	Macros by File Name PDM
DMIQTY	Total Quantity Invoiced	Shared	Macros by File Name PDM
DMOFLG	Promotion Terms(1-8)	Shared	Macros by File Name PDM
DMPAMT	Projected Amount	Shared	Macros by File Name PDM
DMPQTY	Projected Quantity	Shared	Macros by File Name PDM

Macro Name	Macro Description	Subsystem Origin	Reference
DMPRFC	Profit Center	Shared	Macros by File Name PDM
DMTOTI	Total Amount Invoiced	Shared	Macros by File Name PDM
DMTOTO	Total Amount Ordered	Shared	Macros by File Name PDM
DMTQTY	Total Quantity Ordered	Shared	Macros by File Name PDM
DTBBACIC	Bill Back Accrual Account based on Item Class	Shared	Macros by File Name PDT
DTBBDS	Invoice Split BB Discnt Offerd	Shared	Macros by File Name PDT
DTBBDSA	Invoice Split BB Discnt Offered–Debit	Shared	Macros by File Name PDT
DTBBDSAH	Split Bill Back Discount – Debit – Order Level	Shared	Macros by File Name PDT
DTBBDSAL	Split Bill Back Discount – Debit – Line Level	Shared	Macros by File Name PDT
DTBBDSB	Invoice Split BB Discnt Offered–Credit	Shared	Macros by File Name PDT
DTBBDSBH	Split Bill Back Discount – Credit – Order Level	Shared	Macros by File Name PDT
DTBBDSBL	Split Bill Back Discount – Credit – Line Level	Shared	Macros by File Name PDT
DTBBPCIC	Bill Back Accrual Profit Center based on Item Class	Shared	Macros by File Name PDT
DTBODS	Split BB Discount Taken	Shared	Macros by File Name PDT
DTDMCTTF	Contract Flag from Promotion Master	Shared	Macros by File Name PDT
DTDMDESC	Promotion Description from Promotion Master	Shared	Macros by File Name PDT
DTDMENDT	End Date from Promotion Master	Shared	Macros by File Name PDT
DTDMIQTY	Total QTY Invoiced from Promotion Master	Shared	Macros by File Name PDT
DTDMOFLG	Promotion Terms from Promotion Master	Shared	Macros by File Name PDT

Macro Name	Macro Description	Subsystem Origin	Reference
DTDMPAMT	Projected Amount from Promotion Master	Shared	Macros by File Name PDT
DTDMPQTY	Projected Quantity from Promotion Master	Shared	Macros by File Name PDT
DTDMPRFC	Profit Center from Promotion Master	Shared	Macros by File Name PDT
DTDMTOTI	Total Amount Invoiced from Promotion Master	Shared	Macros by File Name PDT
DTDMTOTO	Total Amount Ordered from Promotion Master	Shared	Macros by File Name PDT
DTDMTQTY	Total Quantity Ordered from Promotion Master	Shared	Macros by File Name PDT
DTDSCI	Invoice Discount Offered	Shared	Macros by File Name PDT
DTDSCIA	Invoice Disc Offered Accrual	Customer Invoice	Macros by File Name PDT
DTDSCIACR	Invoice Disc Offered Accr-Cr	Customer Invoice	Macros by File Name PDT
DTDSCIACRH	Invoice Discount Accrual – Credit – Order Level	Shared	Macros by File Name PDT
DTDSCIACRL	Invoice Discount Accrual – Credit – Line Level	Shared	Macros by File Name PDT
DTDSCIADR	Invoice Disc Offered Accr-Dr	Customer Invoice	Macros by File Name PDT
DTDSCIADRH	Invoice Discount Accrual – Debit – Order Level	Shared	Macros by File Name PDT
DTDSCIADRL	Invoice Discount Accrual – Debit – Line Level	Shared	Macros by File Name PDT
DTDSCICR	Invoice Discount Offered-Cr	Shared	Macros by File Name PDT
DTDSCICRH	Invoice Discount Offered – Credit – Order Level	Shared	Macros by File Name PDT
DTDSCICRL	Invoice Discount Offered – Credit – Line Level	Shared	Macros by File Name PDT
DTDSCIDR	Invoice Discount Offered-Dr	Shared	Macros by File Name PDT

Macro Name	Macro Description	Subsystem Origin	Reference
DTDSCIDRH	Invoice Discount Offered – Debit – Order Level	Shared	Macros by File Name PDT
DTDSCIDRL	Invoice Discount Offered – Debit – Line Level	Shared	Macros by File Name PDT
DTDSTK	Discount Taken	Shared	Macros by File Name PDT
DTILIN	Invoice Line Number	Shared	Macros by File Name PDT
DTINVC	Original Document Number	Shared	Macros by File Name PDT
DTIVDT	Invoice Date	Shared	Macros by File Name PDT
DTLINE	Promotion Line Number	Shared	Macros by File Name PDT
DTNMBR	Promotion Number	Shared	Macros by File Name PDT
DTNMBRBBAC	Bill Back Accrual Account	Shared	Macros by File Name PDT
DTNMBRBBPC	Bill Back Accrual Profit Cntr	Shared	Macros by File Name PDT
DTNMBRPEAC	Promotion Expense Account	Shared	Macros by File Name PDT
DTNMBRPEPC	Promotion Expense Profit Cnt	Shared	Macros by File Name PDT
DTNMLN	Promotion Number/Line	Shared	Macros by File Name PDT
DTNMLNSEG1	Promotion Segment1	Shared	Macros by File Name PDT
DTNMLNSEG2	Promotion Segment2	Shared	Macros by File Name PDT
DTNMLNSEG3	Promotion Segment3	Shared	Macros by File Name PDT
DTNMLNSEG4	Promotion Segment4	Shared	Macros by File Name PDT
DTNMLNSEG5	Promotion Segment5	Shared	Macros by File Name PDT
DTODPX	Original Document Prefix	Shared	Macros by File Name PDT
DTODTP	Original Document Type	Shared	Macros by File Name PDT
DTODYR	Original Document Year	Shared	Macros by File Name PDT
DTOIDS	Invoice Split OI Discnt Offrd	Shared	Macros by File Name PDT
DTOIDSA	Invoice Split OI Discount Offered–Debit	Shared	Macros by File Name PDT
DTOIDSAH	Split Off Invoice Discount – Debit – Order Level	Shared	Macros by File Name PDT

Macro Name	Macro Description	Subsystem Origin	Reference
DTOIDSAL	Split Off Invoice Discount – Debit – Line Level	Shared	Macros by File Name PDT
DTOIDSB	Invoice Split OI Discount Offered–Credit	Shared	Macros by File Name PDT
DTOIDSBH	Split Off Invoice Discount – Credit – Order Level	Shared	Macros by File Name PDT
DTOIDSBL	Split Off Invoice Discount – Credit – Line Level	Shared	Macros by File Name PDT
DTOLIN	Order Line Number	Shared	Macros by File Name PDT
DTOODS	Split OI Discount Taken	Shared	Macros by File Name PDT
DTORDR	Customer Order Number	Shared	Macros by File Name PDT
DTPEACIC	Promotion Expense Account based on Item Class	Shared	Macros by File Name PDT
DTPEPCIC	Promotion Expense Profit Center based on Item Class	Shared	Macros by File Name PDT
DTPROD	Item Number	Shared	Macros by File Name PDT
DTQINV	Quantity Invoiced	Shared	Macros by File Name PDT
DXADYR	Applied Document Year	Customer Payment	Macros by File Name PDX
DXAMT	Amount Applied	Customer Payment	Macros by File Name PDX
DXAMTCR	Bill Back Accrual Amount-Cr	Customer Payment	Macros by File Name PDX
DXAMTCRH	Bill Back Accrual Amount – Credit – Order Level	Customer Payment	Macros by File Name PDX
DXAMTCRL	Bill Back Accrual Amount – Credit – Line Level	Customer Payment	Macros by File Name PDX
DXAMTDR	Bill Back Accrual Amount-Dr	Customer Payment	Macros by File Name PDX
DXAMTDRH	Bill Back Accrual Amount – Debit – Order Level	Customer Payment	Macros by File Name PDX
DXAMTDRL	Bill Back Accrual Amount – Debit – Line Level	Customer Payment	Macros by File Name PDX
DXAPFX	Applied Document Prefix	Customer Payment	Macros by File Name PDX
DXATYP	Applied Document Type	Customer Payment	Macros by File Name PDX

Macro Name	Macro Description	Subsystem Origin	Reference
DXBBACIC	Bill Back Accrual Account based on Item Class	Customer Payment	Macros by File Name PDX
DXBBPCIC	Bill Back Accrual Profit Center based on Item Class	Customer Payment	Macros by File Name PDX
DXBBTXCR	Bill Back Expense Amount-Cr	Customer Payment	Macros by File Name PDX
DXBBTXCRH	Bill Back Tax Adjustment – Credit – Order Level	Customer Payment	Macros by File Name PDX
DXBBTXCRL	Bill Back Tax Adjustment – Credit – Line Level	Customer Payment	Macros by File Name PDX
DXBBTXDR	Bill Back Expense Amount-Dr	Customer Payment	Macros by File Name PDX
DXBBTXDRH	Bill Back Tax Adjustment – Debit – Order Level	Customer Payment	Macros by File Name PDX
DXBBTXDRL	Bill Back Tax Adjustment – Debit – Line Level	Customer Payment	Macros by File Name PDX
DXDMPRFC	Profit Center from Promotion Master	Customer Payment	Macros by File Name PDX
DXEDYR	Earned Document Year	Customer Payment	Macros by File Name PDX
DXEPFX	Earned Document Prefix	Customer Payment	Macros by File Name PDX
DXETYP	Earned Document Type	Customer Payment	Macros by File Name PDX
DXILIA	Invoice Applied Line	Customer Payment	Macros by File Name PDX
DXILIE	Invoice Earned Line	Customer Payment	Macros by File Name PDX
DXINVA	Applied Document Number	Customer Payment	Macros by File Name PDX
DXINVE	Earned Document Number	Customer Payment	Macros by File Name PDX
DXIVDT	Invoice Date	Customer Payment	Macros by File Name PDX
DXLINE	Promotion Line Number	Customer Payment	Macros by File Name PDX
DXNMBR	Promotion Number	Customer Payment	Macros by File Name PDX
DXNMBRBBAC	Bill Back Accrual Account	Customer Payment	Macros by File Name PDX
DXNMBRBBPC	Bill Back Accrual Profit Cente	Customer Payment	Macros by File Name PDX

Macro Name	Macro Description	Subsystem Origin	Reference
DXNMBRPEAC	Promotion Expense Account	Customer Payment	Macros by File Name PDX
DXNMBRPEPC	Promotion Expense Profit Cnt	Customer Payment	Macros by File Name PDX
DXNMLN	Promotion Number/Line	Customer Payment	Macros by File Name PDX
DXNMLNSEG1	Promotion Segment1	Customer Payment	Macros by File Name PDX
DXNMLNSEG2	Promotion Segment2	Customer Payment	Macros by File Name PDX
DXNMLNSEG3	Promotion Segment3	Customer Payment	Macros by File Name PDX
DXNMLNSEG4	Promotion Segment4	Customer Payment	Macros by File Name PDX
DXNMLNSEG5	Promotion Segment5	Customer Payment	Macros by File Name PDX
DXOLIN	Order Line Number	Customer Payment	Macros by File Name PDX
DXORDR	Customer Order Number	Customer Payment	Macros by File Name PDX
DXPEACIC	Promotion Expense Account based on Item Class	Customer Payment	Macros by File Name PDX
DXPEPCIC	Promotion Expense Profit Center based on Item Class	Customer Payment	Macros by File Name PDX
DXSEQ	Applied Sequence Number	Customer Payment	Macros by File Name PDX
FDIDNT	Folio Identifier	Shared	Macros by File Name UFD
FDRVID	Revaluation Def Identifier	Shared	Macros by File Name UFD
FDSEQ	Folio Sequence	Shared	Macros by File Name UFD
IABBT	List/Catalog No.	Shared	Macros by File Name IIM
IABC	ABC Inventory Code	Shared	Macros by File Name IIM
IACST	Actual Cost Per Unit	Shared	Macros by File Name IIM
IACST	Item Actual Cost	Shared	Macros by File Name IIM
ICALC1	P/C Unmatched Receipt 1	Shared	Macros by File Name IIC
ICALC2	P/C Unmatched Receipt 2	Shared	Macros by File Name IIC
ICALC3	P/C Unmatched Receipt 3	Shared	Macros by File Name IIC
ICALC4	P/C Unmatched Receipt 4	Shared	Macros by File Name IIC
ICALC5	P/C Unmatched Receipt 5	Shared	Macros by File Name IIC

Macro Name	Macro Description	Subsystem Origin	Reference
ICCLAS	Item Class	Shared	Macros by File Name CIC
ICITYP	Item Type	Shared	Macros by File Name CIC
ICLAS	Item Class	Shared	Macros by File Name IIC
ICLASAPAC	Accounts Payable	Shared	Macros by File Name IIC
ICLASIPPV	Purchase Price Variance Acct	Shared	Macros by File Name IIC
ICPFDV	Group Code	Shared	Macros by File Name CIC
IDESC	Item Description	Shared	Macros by File Name IIM
IDSCE	Item Extra Description	Shared	Macros by File Name IIM
IFCST	Item Frozen Cost	Shared	Macros by File Name IIM
IHCONT	Bid Contract Number	Shared	Macros by File Name SIH
IHDOCN	Document Number	Shared	Macros by File Name SIH
IHDPFX	Document Prefix	Shared	Macros by File Name SIH
IHD TYP	Document Type	Shared	Macros by File Name SIH
IHDYR	Document Yr	Shared	Macros by File Name SIH
IHFCHG	Financial Charge	Shared	Macros by File Name SIH
IHFCHGCR	Financial Charge Credit	Shared	Macros by File Name SIH
IHFCHGDR	Financial Charge Debit	Shared	Macros by File Name SIH
IHFCTX	Financial Charge Tax Code	Shared	Macros by File Name SIH
IHOCLS	Base Order Class	Shared	Macros by File Name SIH
IHODPX	Orig Doc Prefix	Shared	Macros by File Name SIH
IHODTP	Orig Doc Type	Shared	Macros by File Name SIH
IHODYR	Orig Doc Yr	Shared	Macros by File Name SIH
IHPAMT	Proof of Delivery Amount	Customer Invoicing	Macros by File Name 'SIH
IHPCST	Proof of Delivery Cost	Customer Invoicing	Macros by File Name 'SIH
IHPQTY	Proof of Delivery Quantity	Customer Invoicing	Macros by File Name 'SIH
IIADJ	MTD Adjustments	Shared	Macros by File Name IIM
IICLAS	Item Class	Shared	Macros by File Name IIM
IIISS	MTD Issues	Shared	Macros by File Name IIM

Macro Name	Macro Description	Subsystem Origin	Reference
IIMCOS	MTD Cost of Sales	Shared	Macros by File Name IIM
IIMSL	MTD Sales	Shared	Macros by File Name IIM
IIRCT	MTD Receipts	Shared	Macros by File Name IIM
IITYP	Item Type	Shared	Macros by File Name IIM
IYADJ	YTD Adjustments	Shared	Macros by File Name IIM
IYCOS	YTD Cost of Sales	Shared	Macros by File Name IIM
IYISS	YTD Issues	Shared	Macros by File Name IIM
IYRCT	YTD Receipts	Shared	Macros by File Name IIM
IYSLS	YTD Sales	Shared	Macros by File Name IIM
IL@CSC	Payroll Pa Cost Code	Payroll Processing	Macros by File Name PYPIL
ILACCT	Payroll Account	Payroll Processing	Macros by File Name PYPIL
ILAJVD	Payroll Adjust/Void/Manual	Payroll Processing	Macros by File Name PYPIL
ILAMT	Payroll Amount	Payroll Processing	Macros by File Name PYPIL
ILAMT	Payroll Amount – Debit	Payroll Processing	Macros by File Name PYPIL
ILAMT	Payroll Amount – Credit	Payroll Processing	Macros by File Name PYPIL
ILCD8	Payroll Check Date-8 Digit	Payroll Processing	Macros by File Name PYPIL
ILCDD	Payroll Check Date-Edited	Payroll Processing	Macros by File Name PYPIL
ILCDH	Payroll Check Date-Hyf	Payroll Processing	Macros by File Name PYPIL
ILCHK	Payroll Check Number	Payroll Processing	Macros by File Name PYPIL
ILCHKA	Payroll Account #	Payroll Processing	Macros by File Name PYPIL
ILCLAS	Item Class	Shared	Macros by File Name SIL
ILCLASREVA	Revenue Account	Shared	Macros by File Name SIL
ILCOMP	Company	Shared	Macros by File Name SIL
ILCONS	Consolidation No.	Shared	Macros by File Name SIL
ILCPO	Customer PO Number	Shared	Macros by File Name SIL
ILCST	Item Cost	Shared	Macros by File Name EIL
ILCSFT	Payroll Shift Code	Payroll Processing	Macros by File Name PYPIL
ILCTRY	Payroll Country	Payroll Processing	Macros by File Name PYPIL
ILCUSB	Billing Customer.	Shared	Macros by File Name SIL

Macro Name	Macro Description	Subsystem Origin	Reference
ILCUST	Customer	Shared	Macros by File Name SIL
ILCY	Payroll Cycle	Payroll Processing	Macros by File Name PYPIL
ILDOCN	Doc Number	Shared	Macros by File Name SIL
ILDOCR	Doc Ref	Shared	Macros by File Name SIL
ILDPFX	Doc Prefix	Shared	Macros by File Name SIL
ILDYR	Doc Year	Shared	Macros by File Name SIL
ILEXTA	Extended Price	Customer Invoice	Macros by File Name SIL
ILEXTACR	Extended Price-Credit	Customer Invoice	Macros by File Name SIL
ILEXTADR	Extended Price-Debit	Customer Invoice	Macros by File Name SIL
ILEXTAR	Extended Price-Regular line	Customer Invoice	Macros by File Name SIL
ILEXTARCR	Extended Price-Regular line CR	Customer Invoice	Macros by File Name SIL
ILEXTARDR	Extended Price-Regular line DR	Customer Invoice	Macros by File Name SIL
ILEXTAS	Extended Price-Special line	Customer Invoice	Macros by File Name SIL
ILEXTASCR	Extended Price-Special line CR	Customer Invoice	Macros by File Name SIL
ILEXTASDR	Extended Price-Special line DR	Customer Invoice	Macros by File Name SIL
ILEN	Payroll Employee	Payroll Processing	Macros by File Name PYPIL
ILER	Payroll Employer	Payroll Processing	Macros by File Name PYPIL
ILFLAG	Payroll G/L Close Flag	Payroll Processing	Macros by File Name PYPIL
ILFMON	Payroll Fiscal Period	Payroll Processing	Macros by File Name PYPIL
ILFYR	Payroll Fiscal Year	Payroll Processing	Macros by File Name PYPIL
ILHRS	Payroll Hours	Payroll Processing	Macros by File Name PYPIL
ILINVN	Orig Doc Number	Shared	Macros by File Name SIL
ILIRES	Inventory Reason Code	Shared	Macros by File Name SIL
ILISEQ	Payroll Internal Seq. Number	Payroll Processing	Macros by File Name PYPIL

Macro Name	Macro Description	Subsystem Origin	Reference
ILJOB	Payroll Job Code	Payroll Processing	Macros by File Name PYPIL
ILLINE	Inv Line Number	Shared	Macros by File Name SIL
ILLIST	List price	Customer Invoice	Macros by File Name SIL
ILLISTCR	List price-Credit	Customer Invoice	Macros by File Name SIL
ILLISTDR	List price-Debit	Customer Invoice	Macros by File Name SIL
ILLISTR	List price-Regular line	Customer Invoice	Macros by File Name SIL
ILLISTRCR	List price-Regular line CR	Customer Invoice	Macros by File Name SIL
ILLISTRDR	List price-Regular line DR	Customer Invoice	Macros by File Name SIL
ILLISTS	List price-Special line	Customer Invoice	Macros by File Name SIL
ILLISTSCR	List price-Special line CR	Customer Invoice	Macros by File Name SIL
ILLISTSDR	List price-Special line DR	Customer Invoice	Macros by File Name SIL
ILLOCL	Payroll Locality	Payroll Processing	Macros by File Name PYPIL
ILLTYP	Line Type R/S	Shared	Macros by File Name SIL
ILLV1	Payroll Level 1	Payroll Processing	Macros by File Name PYPIL
ILLV2	Payroll Level 2	Payroll Processing	Macros by File Name PYPIL
ILLV3	Payroll Level 3	Payroll Processing	Macros by File Name PYPIL
ILLV4	Payroll Level 4	Payroll Processing	Macros by File Name PYPIL
ILLVL	Payroll Posting Level=0	Payroll Processing	Macros by File Name PYPIL
ILMWK1	Payroll Future Use-Misc Week	Payroll Processing	Macros by File Name PYPIL
ILNET	Net Price	Shared	Macros by File Name SIL
ILOC	Default Location	Shared	Macros by File Name IIM
ILODPX	Orig Doc Prefix	Shared	Macros by File Name SIL
ILODTP	Orig Doc Type	Shared	Macros by File Name SIL
ILODYR	Orig Doc Year	Shared	Macros by File Name SIL
ILORD	Order Number	Shared	Macros by File Name SIL
ILPCST	Proof of Delivery Cost	Customer Invoicing	Macros by File Name 'SIL
ILPDRC	POD Discrepancy Reason Code	Customer Invoicing	Macros by File Name 'SIL
ILPEN8	Payroll Period Ending-8 Digit	Payroll Processing	Macros by File Name PYPIL

Macro Name	Macro Description	Subsystem Origin	Reference
ILPEND	Payroll Period Ending-Edited	Payroll Processing	Macros by File Name PYPIL
ILPENH	Payroll Period Ending-Hyf	Payroll Processing	Macros by File Name PYPIL
ILPENQ	Payroll Period Ending Sequence	Payroll Processing	Macros by File Name PYPIL
ILPOQS	POD Overage Quantity Selling	Customer Invoicing	Macros by File Name 'SIL
ILPOS	Payroll Position	Payroll Processing	Macros by File Name PYPIL
ILPOVA	POD Overage Amount	Customer Invoicing	Macros by File Name 'SIL
ILPQOS	POD Overage Quantity Stocking	Customer Invoicing	Macros by File Name 'SIL
ILPQSS	POD Shortage Quantity Stocking	Customer Invoicing	Macros by File Name 'SIL
ILPROD	Item	Shared	Macros by File Name SIL
ILPROJ	Payroll Project Code	Payroll Processing	Macros by File Name PYPIL
ILPRRU	Payroll Primary/Residual Flg	Payroll Processing	Macros by File Name PYPIL
ILPSHA	POD Shortage Amount	Customer Invoicing	Macros by File Name 'SIL
ILPSQS	POD Shortage Quantity Selling	Customer Invoicing	Macros by File Name 'SIL
ILQTY	Qty	Shared	Macros by File Name SIL
ILQTYR	Quantity Regular Line	Shared	Macros by File Name SIL
ILQTYS	Quantity Special Line	Shared	Macros by File Name SIL
ILRATE	Payroll Actual Rate	Payroll Processing	Macros by File Name PYPIL
ILRES1	Customer Reason Code	Shared	Macros by File Name SIL
ILRES2	Disposition Reason Code	Shared	Macros by File Name SIL
ILRES3	Q/C Reason Code	Shared	Macros by File Name SIL
ILREV	Revenue	Shared	Macros by File Name SIL
ILREVCR	Revenue - Regular Line Credit	Shared	Macros by File Name SIL
ILREVDR	Revenue - Regular Line Debit	Shared	Macros by File Name SIL
ILREVR	Revenue - Regular Line	Shared	Macros by File Name SIL

Macro Name	Macro Description	Subsystem Origin	Reference
ILREVRCR	Revenue - Regular Line Credit - Reversed	Shared	Macros by File Name SIL
ILREVRDR	Revenue - Regular Line Debit - Reversed	Shared	Macros by File Name SIL
ILREVS	Revenue - Special Line MR#31792	Shared	Macros by File Name SIL
ILREVSCR	Revenue - Special Line Credit	Shared	Macros by File Name SIL
ILREVSDR	Revenue - Special Line Debit	Shared	Macros by File Name SIL
ILRMA	RMA Number	Shared	Macros by File Name SIL
ILSAL1	Salesperson 1	Shared	Macros by File Name SIL
ILSAL2	Salesperson 2	Shared	Macros by File Name SIL
ILSAL3	Salesperson 3	Shared	Macros by File Name SIL
ILSEG	Payroll Segment	Payroll Processing	Macros by File Name PYPIL
ILSEG2	Payroll Fut Use - Segment Cat.	Payroll Processing	Macros by File Name PYPIL
ILSEQ	Line Number	Shared	Macros by File Name SIL
ILSEQP	Payroll Future Use-Sequence	Payroll Processing	Macros by File Name PYPIL
ILSTAP	Payroll State/Province	Payroll Processing	Macros by File Name PYPIL
ILTIP	Payroll Tip Code	Payroll Processing	Macros by File Name PYPIL
ILTO	Payroll Tax Co.	Payroll Processing	Macros by File Name PYPIL
ILTYPE	Payroll Income Code	Payroll Processing	Macros by File Name PYPIL
ILUAMT	Payroll User Amt	Payroll Processing	Macros by File Name PYPIL
ILUCOD	Payroll User Code	Payroll Processing	Macros by File Name PYPIL
ILUD8	Payroll User Date-8 Digit	Payroll Processing	Macros by File Name PYPIL
ILUDE	Payroll User Date-Edited	Payroll Processing	Macros by File Name PYPIL
ILUDEF	Payroll User Defined	Payroll Processing	Macros by File Name PYPIL
ILUDH	Payroll User Date-Hyf	Payroll Processing	Macros by File Name PYPIL
ILUNIT	Payroll Units	Payroll Processing	Macros by File Name PYPIL

Macro Name	Macro Description	Subsystem Origin	Reference
ILWARU	Payroll Work Amt Prim/Resid.	Payroll Processing	Macros by File Name PYPIL
ILWBS1	Payroll Pa Wbs 1	Payroll Processing	Macros by File Name PYPIL
ILWBS2	Payroll Pa Wbs 2	Payroll Processing	Macros by File Name PYPIL
ILWBS3	Payroll Pa Wbs 3	Payroll Processing	Macros by File Name PYPIL
ILWBS4	Payroll Pa Wbs 4	Payroll Processing	Macros by File Name PYPIL
ILWBS5	Payroll Pa Wbs 5	Payroll Processing	Macros by File Name PYPIL
ILWBS6	Payroll Pa Wbs 6	Payroll Processing	Macros by File Name PYPIL
ILWHS	Whse	Shared	Macros by File Name SIL
ILWINRV	DWM Invoiced Qty Reverse Sign	Customer Invoicing	Macros by File Name 'SIL
ILWINV	DWM Invoiced Quantity	Customer Invoicing	Macros by File Name 'SIL
IMDSFW	Warehouse	Shared	Macros by File Name IIM
IMDSFW	Warehouse	Shared	Macros by File Name IIM
IORIGN	Country Of Origin Code	Shared	Macros by File Name IIM
IP01BR	Transaction Book Rate	Inventory Processing	Inventory Processing Parameter List
IP01CC	Currency Code	Inventory Processing	Inventory Processing Parameter List
IP01CN	Customer Number	Inventory Processing	Inventory Processing Parameter List
IP01CNGSPC	Cost Of Goods Sold Profit Ctr	Inventory Processing	Inventory Processing Parameter List
IP01CO	Company Number	Inventory Processing	Inventory Processing Parameter List
IP01CT	Cost Set	Inventory Processing	Inventory Processing Parameter List
IP01DC	Document Type	Inventory Processing	Inventory Processing Parameter List
IP01DN	Document Number	Inventory Processing	Inventory Processing Parameter List
IP01DP	Document Prefix	Inventory Processing	Inventory Processing Parameter List

Macro Name	Macro Description	Subsystem Origin	Reference
IP01DT	Order Type	Inventory Processing	Inventory Processing Parameter List
IP01DY	Document Year	Inventory Processing	Inventory Processing Parameter List
IP01GC	Base Currency	Inventory Processing	Inventory Processing Parameter List
IP01HS	Transaction History Sequence	Inventory Processing	Inventory Processing Parameter List
IP01IC	Item Class	Inventory Processing	Inventory Processing Parameter List
IP01ICCOGS	Cost Of Goods Sold	Inventory Processing	Inventory Processing Parameter List
IP01ICIAL	Item Accrued Liability	Inventory Processing	Inventory Processing Parameter List
IP01ICRMA	Return Material Authorization	Inventory Processing	Inventory Processing Parameter List
IP01ICUR1	Unmatched Receipts 1	Inventory Processing	Inventory Processing Parameter List
IP01ICUR2	Unmatched Receipts 2	Inventory Processing	Inventory Processing Parameter List
IP01ICUR3	Unmatched Receipts 3	Inventory Processing	Inventory Processing Parameter List
IP01ICUR4	Unmatched Receipts 4	Inventory Processing	Inventory Processing Parameter List
IP01ICUR5	Unmatched Receipts 5	Inventory Processing	Inventory Processing Parameter List
IP01IN	Item Number	Inventory Processing	Inventory Processing Parameter List
IP01LC	Location	Inventory Processing	Inventory Processing Parameter List
IP01LN	Line Number	Inventory Processing	Inventory Processing Parameter List
IP01ON	Order Or Invoice Number	Inventory Processing	Inventory Processing Parameter List
IP01PC	Profit Center	Inventory Processing	Inventory Processing Parameter List

Macro Name	Macro Description	Subsystem Origin	Reference
IP01RC	Reason Code (5)	Inventory Processing	Inventory Processing Parameter List
IP01RT	Rate Type	Inventory Processing	Inventory Processing Parameter List
IP01SC	Commodity Special Charge	Inventory Processing	Inventory Processing Parameter List
IP01SCSCAC	Special Charge Account	Inventory Processing	Inventory Processing Parameter List
IP01SL	Salesman Primary	Inventory Processing	Inventory Processing Parameter List
IP01SS	Salesman Secondary	Inventory Processing	Inventory Processing Parameter List
IP01TC	Item Type For Inv Accounting	Inventory Processing	Inventory Processing Parameter List
IP01TCINV	Inventory Account	Inventory Processing	Inventory Processing Parameter List
IP01TD	Transaction Date	Inventory Processing	Inventory Processing Parameter List
IP01TT	Transaction Type	Inventory Processing	Inventory Processing Parameter List
IP01TTCON	Contra Account	Inventory Processing	Inventory Processing Parameter List
IP01VN	Vendor Number	Inventory Processing	Inventory Processing Parameter List
IP01VNILPC	Inventory Liability Profit Cnt	Inventory Processing	Inventory Processing Parameter List
IP01WH	Warehouse	Inventory Processing	Inventory Processing Parameter List
IPFDV	Group Code	Shared	Macros by File Name IIM
IPITM	Primary Vendor Item Number	Shared	Macros by File Name IIM
IPROD	Item Number	Shared	Macros by File Name IIM
IREF01	Group Sales Analysis 1	Shared	Macros by File Name IIM
IREF02	Group Sales Analysis 2	Shared	Macros by File Name IIM
IREF03	Group Sales Analysis 3	Shared	Macros by File Name IIM

Macro Name	Macro Description	Subsystem Origin	Reference
IREF04	Group Sales Analysis 4	Shared	Macros by File Name IIM
IREF05	Group Sales Analysis 5	Shared	Macros by File Name IIM
ISCST	Standard Cost Per Unit	Shared	Macros by File Name IIM
ISITM	Alternate Vendor Item Number	Shared	Macros by File Name IIM
IUMCN	Conv	Shared	Macros by File Name IIM
IUMP	Purchase Unit Of Measure	Shared	Macros by File Name IIM
IUMR	Selling UOM	Shared	Macros by File Name IIM
IUMS	Stocking Unit Of Measure	Shared	Macros by File Name IIM
LMPRF	Profit Center From Loc File	Inventory Processing	Macros by File Name ILM
LTORT5	Rate 5	Labor Ticket	Macros by File Name FLT
LTORT6	Rate 6	Labor Ticket	Macros by File Name FLT
LTORT7	Rate 7	Labor Ticket	Macros by File Name FLT
LTORT8	Rate 8	Labor Ticket	Macros by File Name FLT
LT01CO	Company	Labor Ticket	Labor Ticket Parameter List
LT01DP	Shop Order Department	Labor Ticket	Labor Ticket Parameter List
LT01IC	Item Class	Labor Ticket	Labor Ticket Parameter List
LT01IT	Shop Order Item Number	Labor Ticket	Labor Ticket Parameter List
LT01L1	Labor Amount 1	Labor Ticket	Labor Ticket Parameter List
LT01L2	Labor Amount 2	Labor Ticket	Labor Ticket Parameter List
LT01L3	Labor Amount 3	Labor Ticket	Labor Ticket Parameter List
LT01L4	Labor Amount 4	Labor Ticket	Labor Ticket Parameter List
LT01L5	Labor Amount 5	Labor Ticket	Labor Ticket Parameter List
LT01L6	Labor Amount 6	Labor Ticket	Labor Ticket Parameter List
LT01L7	Labor Amount 7	Labor Ticket	Labor Ticket Parameter List
LT01L8	Labor Amount 8	Labor Ticket	Labor Ticket Parameter List
LT01LC	Labor Ticket Location	Labor Ticket	Labor Ticket Parameter List
LT01LT	Labor Ticket Lot Number	Labor Ticket	Labor Ticket Parameter List
LT01MA	Shop Order Machine Id	Labor Ticket	Labor Ticket Parameter List

Macro Name	Macro Description	Subsystem Origin	Reference
LT01NU	Labor Ticket Number	Labor Ticket	Labor Ticket Parameter List
LT01O1	% Overhead Amount 1	Labor Ticket	Labor Ticket Parameter List
LT01O2	% Overhead Amount 2	Labor Ticket	Labor Ticket Parameter List
LT01O3	% Overhead Amount 3	Labor Ticket	Labor Ticket Parameter List
LT01O4	% Overhead Amount 4	Labor Ticket	Labor Ticket Parameter List
LT01O5	Percent Overhead Amount 5	Labor Ticket	Labor Ticket Parameter List
LT01O6	Percent Overhead Amount 6	Labor Ticket	Labor Ticket Parameter List
LT01O7	Percent Overhead Amount 7	Labor Ticket	Labor Ticket Parameter List
LT01O8	Percent Overhead Amount 8	Labor Ticket	Labor Ticket Parameter List
LT01OP	Shop Order Operation Number	Labor Ticket	Labor Ticket Parameter List
LT01PO	Period Overhead Amount	Labor Ticket	Labor Ticket Parameter List
LT01SO	Shop Order Number	Labor Ticket	Labor Ticket Parameter List
LT01WC	Workcenter	Labor Ticket	Labor Ticket Parameter List
LT01WCPC	Costing Profit Center	Labor Ticket	Labor Ticket Parameter List
LT01WH	Labor Ticket Warehouse	Labor Ticket	Labor Ticket Parameter List
LT01WHENTY	Costing Entity	Labor Ticket	Labor Ticket Parameter List
MLBCAP	Charge Exposure Line Amount	Vendor Payment	Macros by File Name AML
MLCCAP	Charge Applied Line Amount	Vendor Payment	Macros by File Name AML
MLDCSQ	Document Sequence	Vendor Payment	Macros by File Name AML
MLDCYR	Document Year	Vendor Payment	Macros by File Name AML
MLTDCO	Discount Available Company	Vendor Payment	Macros by File Name AML
MLTDPC	Discount Available Profit Cntr	Vendor Payment	Macros by File Name AML
MLTDRA	Reversal For Discount Taken	Vendor Payment	Macros by File Name AML

Macro Name	Macro Description	Subsystem Origin	Reference
P32CH	Check Number	Cartera	Macros by File Name CAR03
P32DR	Payment Adjustments Amount	Cartera	Macros by File Name CAR03
P32DRCR	Payment Adjust. Amount Credit	Cartera	Macros by File Name CAR03
P32DRDR	Payment Adjust. Amount Debit	Cartera	Macros by File Name CAR03
P32FC	G/L Posting Date	Cartera	Macros by File Name CAR03
P32G1	Exchange Rate Diff.Total Amnt.	Cartera	Macros by File Name CAR03
P32G1CR	Exchange Rate Diff.Total Amnt.	Cartera	Macros by File Name CAR03
P32G1DR	Exchange Rate Diff.Total Amnt.	Cartera	Macros by File Name CAR03
P32GC	Commission Expenses Total Amnt	Cartera	Macros by File Name CAR03
P32GCCR	Commission Expenses Total Amnt	Cartera	Macros by File Name CAR03
P32GCDR	Commission Expenses Total Amnt	Cartera	Macros by File Name CAR03
P32GI	Tax Expenses Total Amount	Cartera	Macros by File Name CAR03
P32GICR	Tax Expenses Total Amount	Cartera	Macros by File Name CAR03
P32GIDR	Tax Expenses Total Amount	Cartera	Macros by File Name CAR03
P32GR	Mail Expenses Total Amount	Cartera	Macros by File Name CAR03
P32GRCR	Mail Expenses Total Amount	Cartera	Macros by File Name CAR03
P32GRDR	Mail Expenses Total Amount	Cartera	Macros by File Name CAR03
P32GT	Stamps Expenses Amount	Cartera	Macros by File Name CAR03
P32GTCR	Stamps Expenses Amount	Cartera	Macros by File Name CAR03
P32GTDR	Stamps Expenses Amount	Cartera	Macros by File Name CAR03

Macro Name	Macro Description	Subsystem Origin	Reference
P32GV	General Expenses Total Amount	Cartera	Macros by File Name CAR03
P32GVCR	General Expenses Total Amount	Cartera	Macros by File Name CAR03
P32GVDR	General Expenses Total Amount	Cartera	Macros by File Name CAR03
P32ID	Transaction Total Amount	Cartera	Macros by File Name CAR03
P32IDCR	Transaction Total Amount	Cartera	Macros by File Name CAR03
P32IDDR	Transaction Total Amount	Cartera	Macros by File Name CAR03
P32IN	Interests Amount	Cartera	Macros by File Name CAR03
P32INCR	Interests Amount	Cartera	Macros by File Name CAR03
P32INDR	Interests Amount	Cartera	Macros by File Name CAR03
P32JD	Date Stamp	Cartera	Macros by File Name CAR03
P32JN	Journal Number	Cartera	Macros by File Name CAR03
P32JT	Time Stamp	Cartera	Macros by File Name CAR03
P32OG	Other Expenses Amount	Cartera	Macros by File Name CAR03
P32OGCR	Other Expenses Amount	Cartera	Macros by File Name CAR03
P32OGDR	Other Expenses Amount	Cartera	Macros by File Name CAR03
P32TT	Bank Amount	Cartera	Macros by File Name CAR03
P32TTCR	Bank Amount	Cartera	Macros by File Name CAR03
P32TTDR	Bank Amount	Cartera	Macros by File Name CAR03
P32WI	Workstation	Cartera	Macros by File Name CAR03
PAACCT	Bank Account	Shared	Macros by File Name OPA
PAACCTBCHG	Bank Charge Account	Shared	Macros by File Name OPA
PAADTE	Agreement Date	Shared	Macros by File Name OPA
PABANK	Bank	Shared	Macros by File Name OPA
PABKCH	Bank Charge	Shared	Macros by File Name OPA
PABNKC	Bank Code	Shared	Macros by File Name OPA
PABRNO	Branch	Shared	Macros by File Name OPA
PADRMT	Draft Terms	Customer Payment	Macros by File Name OPA
PAMAXA	Maximum Amount	Shared	Macros by File Name OPA

Macro Name	Macro Description	Subsystem Origin	Reference
PAMINA	Minimum Amount	Shared	Macros by File Name OPA
PCCOM	Commodity Code	Shared	Macros by File Name HPC
PCCOMP	Company Number	Customer Payment	Macros by File Name RPC
PCCUM	Commodity UOM	Shared	Macros by File Name HPC
PCCURR	Currency	Customer Payment	Macros by File Name RPC
PCDAU	Credit Card Entry Default	Customer Payment	Macros by File Name RPC
PCDESC	Commodity Description	Shared	Macros by File Name HPC
PCDSC2	Commodity Description 2	Shared	Macros by File Name HPC
PCMNAM	Minimum Amount to Authorize	Customer Payment	Macros by File Name RPC
PCMRCH	Merchant Id	Customer Payment	Macros by File Name RPC
PCNAME	Credit Card Provider Name	Customer Payment	Macros by File Name RPC
PCPFX	Credit Card Prefix	Customer Payment	Macros by File Name RPC
PCPRF	Commodity Profit Center	Shared	Macros by File Name HPC
PCPRVD	Credit Card Provider Code	Customer Payment	Macros by File Name RPC
PCTAXC	Commodity Tax Code	Shared	Macros by File Name HPC
PECSTAP11	Expected Cost Item PPV	Shared	Macros by File Name ASD
PECSTAP11A	Expected Cost Item PPV Debit	Shared	Macros by File Name ASD
PECSTAP11B	Expected Cost Item PPV Credit	Shared	Macros by File Name ASD
PECSTAP12	Expected Cost Commodity PPV	Shared	Macros by File Name ASD
PECSTAP12A	Expected Cost Commodity PPV Debit	Shared	Macros by File Name ASD
PECSTAP12B	Expected Cost Item Commodity PPV Credit	Shared	Macros by File Name ASD
PECSTAP15	Expected Cost Inventory Receipt	Shared	Macros by File Name ASD
PECSTAP15A	Expected Cost Inventory Receipt Debit	Shared	Macros by File Name ASD
PECSTAP15B	Expected Cost Inventory Receipt Credit	Shared	Macros by File Name ASD

Macro Name	Macro Description	Subsystem Origin	Reference
PECSTAP16	Expected Cost Commodity Receipt	Shared	Macros by File Name ASD
PECSTAP16A	Expected Cost Commodity Receipt Debit	Shared	Macros by File Name ASD
PECSTAP16B	Expected Cost Commodity Receipt Credit	Shared	Macros by File Name ASD
PECSTAP17	Expected Cost Unmatched Rcpt 1	Shared	Macros by File Name ASD
PECSTAP17A	Expected Cost Unmatched Rcpt 1 Debit	Shared	Macros by File Name ASD
PECSTAP17B	Expected Cost Unmatched Rcpt 1 Credit	Shared	Macros by File Name ASD
PECSTAP18	Expected Cost Unmatched Rcpt 2	Shared	Macros by File Name ASD
PECSTAP18A	Expected Cost Unmatched Rcpt 2 Debit	Shared	Macros by File Name ASD
PECSTAP18B	Expected Cost Unmatched Rcpt 2 Credit	Shared	Macros by File Name ASD
PECSTAP19	Expected Cost Unmatched Rcpt 3	Shared	Macros by File Name ASD
PECSTAP19A	Expected Cost Unmatched Rcpt 3 Debit	Shared	Macros by File Name ASD
PECSTAP19B	Expected Cost Unmatched Rcpt 3 Credit	Shared	Macros by File Name ASD
PECSTAP20	Expected Cost Unmatched Rcpt 4	Shared	Macros by File Name ASD
PECSTAP20A	Expected Cost Unmatched Rcpt 4 Debit	Shared	Macros by File Name ASD
PECSTAP20B	Expected Cost Unmatched Rcpt 4 Credit	Shared	Macros by File Name ASD
PECSTAP21	Expected Cost Unmatched Rcpt 5	Shared	Macros by File Name ASD
PECSTAP21A	Expected Cost Unmatched Rcpt 5 Debit	Shared	Macros by File Name ASD
PECSTAP21B	Expected Cost Unmatched Rcpt 5 Credit	Shared	Macros by File Name ASD

Macro Name	Macro Description	Subsystem Origin	Reference
PECSTAP25	Expected Cost Item Accrued Liab	Shared	Macros by File Name ASD
PECSTAP25A	Expected Cost Item Accrued Liab Debit	Shared	Macros by File Name ASD
PECSTAP25B	Expected Cost Item Accrued Liab Credit	Shared	Macros by File Name ASD
PECSTAP26	Expected Cost Commodity Accrued Liab	Shared	Macros by File Name ASD
PECSTAP26A	Expected Cost Commodity Accrued Liab Debit	Shared	Macros by File Name ASD
PECSTAP26B	Expected Cost Commodity Accrued Liab Credit	Shared	Macros by File Name ASD
PECSTAP28	Expected Cost Accrued Liab	Shared	Macros by File Name ASD
PECSTAP28A	Expected Cost Accrued Liab Debit	Shared	Macros by File Name ASD
PECSTAP28B	Expected Cost Accrued Liab Credit	Shared	Macros by File Name ASD
PECSTITH	Expected Cost	Shared	Macros by File Name ITH
PECSTITHA	Expected Cost Debit	Shared	Macros by File Name ITH
PECSTITHB	Expected Cost Credit	Shared	Macros by File Name ITH
PHDCPX	APH Document Prefix	Shared	Macros by File Name APH
PHDCYR	Document Year	Shared	Macros by File Name APH
PHHTRC	Highest Tax Rate Code	Shared	Macros by File Name APH
PHHTRT	Highest Tax Rate	Shared	Macros by File Name APH
PHTXBA	Tax Amount, Transaction	Shared	Macros by File Name APH
PHTXDD	Tax Deduct/Nondeduct	Shared	Macros by File Name APH
PHVTSP	Tax Lag Flag	Shared	Macros by File Name APH
PODOVER	POD Difference Overage	Customer Invoicing	Macros by File Name 'SIL
PODSHRT	POD Difference Shortage	Customer Invoicing	Macros by File Name 'SIL
PP01CC	Currency	Promotion Processing	Promotion Processing Parameter List

Macro Name	Macro Description	Subsystem Origin	Reference
PP01CN	Customer Number	Promotion Processing	Promotion Processing Parameter List
PP01CO	Company Number	Promotion Processing	Promotion Processing Parameter List
PP01DC	Change In Inv Disc Offered	Promotion Processing	Promotion Processing Parameter List
PP01DN	Original Document Number	Promotion Processing	Promotion Processing Parameter List
PP01DP	Original Document Prefix	Promotion Processing	Promotion Processing Parameter List
PP01DT	Original Document Type	Promotion Processing	Promotion Processing Parameter List
PP01DY	Original Document Year	Promotion Processing	Promotion Processing Parameter List
PP01IL	Invoice Line Number	Promotion Processing	Promotion Processing Parameter List
PP01NL	Promotion Number/Line	Promotion Processing	Promotion Processing Parameter List
PP01NLSEG1	Promotion Segment1	Promotion Processing	Promotion Processing Parameter List
PP01NLSEG2	Promotion Segment2	Promotion Processing	Promotion Processing Parameter List
PP01NLSEG3	Promotion Segment3	Promotion Processing	Promotion Processing Parameter List
PP01NLSEG4	Promotion Segment4	Promotion Processing	Promotion Processing Parameter List
PP01NLSEG5	Promotion Segment5	Promotion Processing	Promotion Processing Parameter List
PP01OL	Order Line Number	Promotion Processing	Promotion Processing Parameter List
PP01OR	Customer Order Number	Promotion Processing	Promotion Processing Parameter List
PP01PC	Profit Center	Promotion Processing	Promotion Processing Parameter List
PP01PL	Promotion Line Number	Promotion Processing	Promotion Processing Parameter List

Macro Name	Macro Description	Subsystem Origin	Reference
PP01PN	Promotion Number	Promotion Processing	Promotion Processing Parameter List
PP01PNBBAC	Bill Back Accrual Account	Promotion Processing	Promotion Processing Parameter List
PP01PNBBPC	Bill Back Accrual Prft Ctr	Promotion Processing	Promotion Processing Parameter List
PP01PNPEAC	Promotion Expense Account	Promotion Processing	Promotion Processing Parameter List
PP01PNPEPC	Promotion Expense Profit Ctr	Promotion Processing	Promotion Processing Parameter List
PP01SC	Change In Inv Split BB	Promotion Processing	Promotion Processing Parameter List
PP01SN	Sequence Number	Promotion Processing	Promotion Processing Parameter List
PRCKNM	Payroll Name-Check Name	Payroll Processing	Macros by File Name PRPMS
PRCLA	Payroll Class	Payroll Processing	Macros by File Name PRPMS
PRCLN	Payroll Clock Number	Payroll Processing	Macros by File Name PRPMS
PRCNM	Payroll Name-Complete	Payroll Processing	Macros by File Name PRPMS
PRFNM	Payroll Name-First	Payroll Processing	Macros by File Name PRPMS
PRLAC	Payroll Labor Category	Payroll Processing	Macros by File Name PRPMS
PRLNM	Payroll Name-Last	Payroll Processing	Macros by File Name PRPMS
PRLOC	Payroll Location Code	Payroll Processing	Macros by File Name PRPMS
PRMNM	Payroll Name-Middle Initial	Payroll Processing	Macros by File Name PRPMS
PRSTAT	Payroll Status Code	Payroll Processing	Macros by File Name PRPMS
PRUCD	Payroll Union Code	Payroll Processing	Macros by File Name PRPMS

Macro Name	Macro Description	Subsystem Origin	Reference
PRUID	Payroll Union I.D. Number	Payroll Processing	Macros by File Name PRPMS
RAMT	Original Amount	Shared	Macros by File Name RAR
RCAMT	Remain Due-Base	Shared	Macros by File Name RAR
RCCUS	Customer Number	Shared	Macros by File Name RAR
RCNVFC	Currency Code Conversion Rate	Shared	Macros by File Name RAR
RCNVSN	Transctn Currncy Convrsn	Shared	Macros by File Name RAR
RCOM	Commission Code	Shared	Macros by File Name RAR
RCOMP	Company Number	Shared	Macros by File Name RAR
RCOMPARAC	Accounts Receivable	Shared	Macros by File Name RAR
RCOMPBBAC	Bill Back Accrual Account	Shared	Macros by File Name RAR
RCOMPBCHG	Bank Charge Account	Shared	Macros by File Name RAR
RCOMPCASH	Cash Account	Shared	Macros by File Name RAR
RCOMPDISC	Discount Account	Shared	Macros by File Name RAR
RCOMPREVA	Revenue Account	Shared	Macros by File Name RAR
RCOMPSTPX	Stamp Tax Account	Shared	Macros by File Name RAR
RCTYP	Customer Type	Shared	Macros by File Name RAR
RCTYPARAC	Account Receivable	Shared	Macros by File Name RAR
RCTYPBBAC	Bill Back Accrual Account	Shared	Macros by File Name RAR
RCTYPBBPC	Bill Back Accrual Profit Centr	Shared	Macros by File Name RAR
RCTYPCASH	Cash Account	Shared	Macros by File Name RAR
RCTYPDISC	Discount Account	Shared	Macros by File Name RAR
RCTYPPFCA	Financial Charge Account	Shared	Macros by File Name RAR
RCTYPRELG	Discount Account	Shared	Macros by File Name RAR
RCTYPRELL	Realized Gain Account	Shared	Macros by File Name RAR
RCTYPREVA	Revenue Account	Shared	Macros by File Name RAR
RCTYPUNRG	Unrealized Gain Account	Shared	Macros by File Name RAR
RCTYPUNRL	Unrealized Loss Account	Shared	Macros by File Name RAR
RCURR	Currency Code	Shared	Macros by File Name RAR

Macro Name	Macro Description	Subsystem Origin	Reference
RCUST	Customer No	Shared	Macros by File Name RAR
RDATE	Date Posted	Shared	Macros by File Name RAR
RDCURR	Currency	Shared	Macros by File Name URD
RDDESC	Description	Shared	Macros by File Name URD
RDDTE	Invoice Due Date	Shared	Macros by File Name RAR
RDIDNT	Revaluation Def'n Identifier	Shared	Macros by File Name URD
RDIDNTCNTR	Control Account	Shared	Macros by File Name URD
RDIDNTUNRG	Unrealized Gain Account	Shared	Macros by File Name URD
RDIDNTUNRL	Unrealized Loss Account	Shared	Macros by File Name URD
RDISCT	Discount Take/Due	Shared	Macros by File Name RAR
RDISD	Discount Due Date	Shared	Macros by File Name RAR
RDPPC	Reval Profit Center	Shared	Macros by File Name URD
RDTYPE	Customer Type	Shared	Macros by File Name URD
RECURN	Rec Payables Ref No	Vendor Invoice	Macros by File Name ARP
RECURNAPAC	Accounts Payable	Vendor Invoice	Macros by File Name ARP
RIDTE	Invoice Date	Shared	Macros by File Name RAR
RINVC	Original Doc No	Shared	Macros by File Name RAR
RLLAM	Amount	Vendor Invoice	Macros by File Name ARL
RLLDA	Discount Indicator	Vendor Invoice	Macros by File Name ARL
RLLINE	Recurring Line Number	Vendor Invoice	Macros by File Name ARL
RLLPC	Profit Center G/L Line	Vendor Invoice	Macros by File Name ARL
RLLPCSEG01	Account Segment 1	Vendor Invoice	Macros by File Name ARL
RLLPCSEG02	Account Segment 2	Vendor Invoice	Macros by File Name ARL
RLLPCSEG03	Account Segment 3	Vendor Invoice	Macros by File Name ARL
RLLQN	Quantity For General Ledger	Vendor Invoice	Macros by File Name ARL
RLSTPY	Last Date Payable Generate	Vendor Invoice	Macros by File Name ARP
RLTAX	Item Tax Code	Vendor Invoice	Macros by File Name ARL
RMINPD	Minimum Number Of Days	Vendor Invoice	Macros by File Name ARP

Macro Name	Macro Description	Subsystem Origin	Reference
RNPYMT	Number Of Payables To Gen	Vendor Invoice	Macros by File Name ARP
RNXT	Next Line Number	Shared	Macros by File Name RAR
RP01AT	Agreement Type	Revaluation Payable	Revaluation Payables Parameter List
RP01BC	Bank Charge Amount	Revaluation Payable	Revaluation Payables Parameter List
RP01BK	Bank	Revaluation Payable	Revaluation Payables Parameter List
RP01CC	Transaction Currency	Revaluation Payable	Revaluation Payables Parameter List
RP01CO	Company Number	Revaluation Payable	Revaluation Payables Parameter List
RP01COAPAC	Accounts Payable	Revaluation Payable	Revaluation Payables Parameter List
RP01CORELG	Realized Gain	Revaluation Payable	Revaluation Payables Parameter List
RP01CORELL	Realized Loss	Revaluation Payable	Revaluation Payables Parameter List
RP01COUNRG	Unrealized Gain	Revaluation Payable	Revaluation Payables Parameter List
RP01COUNRL	Unrealized Loss	Revaluation Payable	Revaluation Payables Parameter List
RP01DD	Due Date	Revaluation Payable	Revaluation Payables Parameter List
RP01DN	Draft Number	Revaluation Payable	Revaluation Payables Parameter List
RP01DP	Document Prefix	Revaluation Payable	Revaluation Payables Parameter List
RP01FI	Folio Identifier	Revaluation Payable	Revaluation Payables Parameter List
RP01FX	Foreign Exchange Reservation	Revaluation Payable	Revaluation Payables Parameter List
RP01GD	G/L Posting Date	Revaluation Payable	Revaluation Payables Parameter List

Macro Name	Macro Description	Subsystem Origin	Reference
RP01ID	Invoice Date	Revaluation Payable	Revaluation Payables Parameter List
RP01IR	Invoice Number	Revaluation Payable	Revaluation Payables Parameter List
RP01IS	Issued Date	Revaluation Payable	Revaluation Payables Parameter List
RP01PC	Profit Center	Revaluation Payable	Revaluation Payables Parameter List
RP01PD	Period Ending Date	Revaluation Payable	Revaluation Payables Parameter List
RP01PM	Processing Method	Revaluation Payable	Revaluation Payables Parameter List
RP01PN	Draft Payment Number	Revaluation Payable	Revaluation Payables Parameter List
RP01PT	Payment Total	Revaluation Payable	Revaluation Payables Parameter List
RP01PV	Vendor Number	Revaluation Payable	Revaluation Payables Parameter List
RP01PY	Payment Type	Revaluation Payable	Revaluation Payables Parameter List
RP01RD	Invoice Receipt Date	Revaluation Payable	Revaluation Payables Parameter List
RP01RI	Revaluation Identifier	Revaluation Payable	Revaluation Payables Parameter List
RP01RICNTR	Control Account	Revaluation Payable	Revaluation Payables Parameter List
RP01RIUNRG	Unrealized Gain	Revaluation Payable	Revaluation Payables Parameter List
RP01RIUNRL	Unrealized Loss	Revaluation Payable	Revaluation Payables Parameter List
RP01RR	Reference Number	Revaluation Payable	Revaluation Payables Parameter List
RP01RS	Sequence Number	Revaluation Payable	Revaluation Payables Parameter List
RP01SN	Sequence Number	Revaluation Payable	Revaluation Payables Parameter List

Macro Name	Macro Description	Subsystem Origin	Reference
RP01ST	Stamp Tax Amount	Revaluation Payable	Revaluation Payables Parameter List
RP01TA	Transaction Amount	Revaluation Payable	Revaluation Payables Parameter List
RP01TC	Terms Code	Revaluation Payable	Revaluation Payables Parameter List
RP01VC	Sales Tax Code	Revaluation Payable	Revaluation Payables Parameter List
RP01VN	Vendor Number	Revaluation Payable	Revaluation Payables Parameter List
RP01VT	Vendor Type	Revaluation Payable	Revaluation Payables Parameter List
RP01VTAPAC	Accounts Payable Account	Revaluation Payable	Revaluation Payables Parameter List
RP01VTRELG	Realized Gain	Revaluation Payable	Revaluation Payables Parameter List
RP01VTRELL	Realized Loss	Revaluation Payable	Revaluation Payables Parameter List
RP01VTUNRG	Unrealized Gain	Revaluation Payable	Revaluation Payables Parameter List
RP01VTUNRL	Unrealized Loss	Revaluation Payable	Revaluation Payables Parameter List
RPAMT	Payable Amount	Vendor Invoice	Macros by File Name ARP
RPCNFC	Recognition Rate	Vendor Invoice	Macros by File Name ARP
RPDCPX	Prefix	Vendor Invoice	Macros by File Name ARP
RPDESC	Rec Payables Desc	Vendor Invoice	Macros by File Name ARP
RPDISC	Discount Available Amount	Vendor Invoice	Macros by File Name ARP
RPDMTH	Day Payable To G/L	Vendor Invoice	Macros by File Name ARP
RPNGEN	Number Of Times Payable	Vendor Invoice	Macros by File Name ARP
RPPC	Profit Center	Vendor Invoice	Macros by File Name ARP
RPPCLBAC	Liability Account	Vendor Invoice	Macros by File Name ARP
RPPCLBPC	Profit Center Liability	Vendor Invoice	Macros by File Name ARP
RPPO	Rec Payables PO	Vendor Invoice	Macros by File Name ARP

Macro Name	Macro Description	Subsystem Origin	Reference
RPRF	Profit Center	Shared	Macros by File Name RAR
RPSELD	Selection Date	Vendor Invoice	Macros by File Name ARP
RPTERM	Terms Code	Vendor Invoice	Macros by File Name ARP
RR01AT	Agreement Type,R Or P	Customer Receivable	Revaluation Receivable Parameter List
RR01BK	Bank	Customer Receivable	Revaluation Receivable Parameter List
RR01CC	Currency	Customer Receivable	Revaluation Receivable Parameter List
RR01CN	Customer Number	Customer Receivable	Revaluation Receivable Parameter List
RR01CO	Company	Customer Receivable	Revaluation Receivable Parameter List
RR01COARAC	Accounts Receivable Account	Customer Receivable	Revaluation Receivable Parameter List
RR01CORELG	Realized Gain	Customer Receivable	Revaluation Receivable Parameter List
RR01CORELL	Realized Loss	Customer Receivable	Revaluation Receivable Parameter List
RR01COUNRG	Unrealized Gain	Customer Receivable	Revaluation Receivable Parameter List
RR01COUNRL	Unrealized Loss	Customer Receivable	Revaluation Receivable Parameter List
RR01CP	Customer Number	Customer Receivable	Revaluation Receivable Parameter List
RR01CT	Customer Type	Customer Receivable	Revaluation Receivable Parameter List
RR01CTARAC	Accounts Receivable Account	Customer Receivable	Revaluation Receivable Parameter List
RR01CTRELG	Realized Gain Account	Customer Receivable	Revaluation Receivable Parameter List
RR01CTRELL	Realized Loss Account	Customer Receivable	Revaluation Receivable Parameter List
RR01CTUNRG	Unrealized Gain	Customer Receivable	Revaluation Receivable Parameter List

Macro Name	Macro Description	Subsystem Origin	Reference
RR01CTUNRL	Unrealized Loss	Customer Receivable	Revaluation Receivable Parameter List
RR01DC	Document Number	Customer Receivable	Revaluation Receivable Parameter List
RR01DN	Draft Number	Customer Receivable	Revaluation Receivable Parameter List
RR01DP	Date Posted	Customer Receivable	Revaluation Receivable Parameter List
RR01DT	Document Type	Customer Receivable	Revaluation Receivable Parameter List
RR01DX	Document Prefix	Customer Receivable	Revaluation Receivable Parameter List
RR01DY	Document Year	Customer Receivable	Revaluation Receivable Parameter List
RR01ER	Foreign Exchange Reservation	Customer Receivable	Revaluation Receivable Parameter List
RR01FI	Folio Identifier	Customer Receivable	Revaluation Receivable Parameter List
RR01GD	G/L Posting Date	Customer Receivable	Revaluation Receivable Parameter List
RR01ID	Invoice Date	Customer Receivable	Revaluation Receivable Parameter List
RR01IS	Issued Date	Customer Receivable	Revaluation Receivable Parameter List
RR01ON	Original Document Number	Customer Receivable	Revaluation Receivable Parameter List
RR01OP	Original Document Prefix	Customer Receivable	Revaluation Receivable Parameter List
RR01OT	Original Document Type	Customer Receivable	Revaluation Receivable Parameter List
RR01OY	Original Document Year	Customer Receivable	Revaluation Receivable Parameter List
RR01PC	Profit Center	Customer Receivable	Revaluation Receivable Parameter List
RR01PD	Period End Date	Customer Receivable	Revaluation Receivable Parameter List

Macro Name	Macro Description	Subsystem Origin	Reference
RR01PM	Processing Method	Customer Receivable	Revaluation Receivable Parameter List
RR01PN	Draft Payment Number	Customer Receivable	Revaluation Receivable Parameter List
RR01PY	Payment Type	Customer Receivable	Revaluation Receivable Parameter List
RR01RI	Revaluation Identifier	Customer Receivable	Revaluation Receivable Parameter List
RR01RICNTR	Control Account	Customer Receivable	Revaluation Receivable Parameter List
RR01RIUNRG	Unrealized Gain	Customer Receivable	Revaluation Receivable Parameter List
RR01RIUNRL	Unrealized Loss	Customer Receivable	Revaluation Receivable Parameter List
RR01RN	Reference Number	Customer Receivable	Revaluation Receivable Parameter List
RR01SN	Document Sequence Number	Customer Receivable	Revaluation Receivable Parameter List
RR01SQ	Sequence Number	Customer Receivable	Revaluation Receivable Parameter List
RR01TA	Transaction Amount	Customer Receivable	Revaluation Receivable Parameter List
RREF	Reference No	Shared	Macros by File Name RAR
RREM	Remaining Due	Shared	Macros by File Name RAR
RRESN	Reason Code	Shared	Macros by File Name RAR
RSAL	Salesman No	Shared	Macros by File Name RAR
RSEQ	Sequence No	Shared	Macros by File Name RAR
RTERM	Terms Code	Shared	Macros by File Name RAR
RTPAMTT	Tax Amount Paid	Customer Payment	Macros by File Name RTP
RTPAMTTA	Tax Amount Paid - Debit	Customer Payment	Macros by File Name RTP
RTPAMTTB	Tax Amount Paid - Credit	Customer Payment	Macros by File Name RTP
RTPAMTTRB	Tax Amount Paid	Customer Payment	Macros by File Name RTP
RTPAMTTRBA	Tax Amount Paid - Debit	Customer Payment	Macros by File Name RTP

Macro Name	Macro Description	Subsystem Origin	Reference
RTPAMTRBB	Tax Amount Paid - Credit	Customer Payment	Macros by File Name RTP
RTPBFLG	Tax Report Bypass	Customer Payment	Macros by File Name RTP
RTPPDTE	Payment Date	Customer Payment	Macros by File Name RTP
RTPTATC	Taxable Amount Paid	Customer Payment	Macros by File Name RTP
RTPTRCD	Tax Rate Code	Customer Payment	Macros by File Name RTP
RTPTRCDLAC	Tax Account	Customer Payment	Macros by File Name RTP
RTPTRCDRB	Tax Report Bypass/Rate Code	Customer Payment	Macros by File Name RTP
RTPTRCDRBL	Tax Liability Account	Customer Payment	Macros by File Name RTP
RTPTRCDRBS	Paid Tax Suspense Account	Customer Payment	Macros by File Name RTP
RTRTE	High Tax Rate	Shared	Macros by File Name RAR
RTXBFLG	Tax Report Bypass	Shared	Macros by File Name RTX
RTXCOMP	Company	Shared	Macros by File Name RTX
RTXCTYP	Customer Type	Shared	Macros by File Name RTX
RTXCURT	Transaction Currency	Shared	Macros by File Name RTX
RTXCUST	Customer	Shared	Macros by File Name RTX
RTXDOCN	Document Number	Shared	Macros by File Name RTX
RTXDPFX	Document Prefix	Shared	Macros by File Name RTX
RTXDYR	Document Year	Shared	Macros by File Name RTX
RTXIDTE	Invoice Date	Shared	Macros by File Name RTX
RTXINVN	Original Document No	Shared	Macros by File Name RTX
RTXLNE	Order Line Number	Shared	Macros by File Name RTX
RTXODPX	Original Doc Prefix	Shared	Macros by File Name RTX
RTXODTP	Original Doc Type	Shared	Macros by File Name RTX
RTXODYR	Original Doc Year	Shared	Macros by File Name RTX
RTXONLY	Item Tax Only Treatmnt	Shared	Macros by File Name RTX
RTXORDN	Order Number	Shared	Macros by File Name RTX
RTXRATE	Tax Rate	Shared	Macros by File Name RTX

Macro Name	Macro Description	Subsystem Origin	Reference
RTXTADJ	Tax Adjustment, Tran	Shared	Macros by File Name RTX
RTXTADJCR	Tax Adj Amount - Credit	Shared	Macros by File Name RTX
RTXTADJDR	Tax Adj Amount - Debit	Shared	Macros by File Name RTX
RTXTATC	Tax Amount, Trans	Shared	Macros by File Name RTX
RTXTRCD	Tax Rate Code - Tax Paid Acct	Shared	Macros by File Name RTX
RTXTRCDAAC	Tax Adjustment Acct	Shared	Macros by File Name RTX
RTXTRCDLAC	Tax Expense Account	Shared	Macros by File Name RTX
RTXTRCDRBA	Tax Report Bypass/Rate Code	Shared	Macros by File Name RTX
RTXTRCDRBA	Invoiced Tax Suspense Account	Shared	Macros by File Name RTX
RTXTXTC	Tot Tax Amnt- Trans Curr	Shared	Macros by File Name RTX
RTXTXTCDO	Tax Amount - Tax Only Credit	Shared	Macros by File Name RTX
RTXTXTCR	Tax Amount - Credit	Shared	Macros by File Name RTX
RTXTXTCDO	Tax Amount - Tax Only Debit	Shared	Macros by File Name RTX
RTXTXTCDR	Tax Amount - Debit	Shared	Macros by File Name RTX
RTXTXTCRBA	Tax Amount - Tax Bypass Debit	Shared	Macros by File Name RTX
RTXTXTCRBB	Tax Amount - Tax Bypass Credit	Shared	Macros by File Name RTX
SDATXA	Amount Taxable	Vendor Invoice	Macros by File Name ASD
SDDCPX	Document Prefix	Vendor Invoice	Macros by File Name ASD
SDDCSQ	Document Sequence	Vendor Invoice	Macros by File Name ASD
SDDCYR	Document Year	Vendor Invoice	Macros by File Name ASD
SDDSCF	Discount Flag	Vendor Invoice	Macros by File Name ASD
SDDSTF	Cost Distribution Flag	Vendor Invoice	Macros by File Name ASD
SDGCMP	Company	Vendor Invoice	Macros by File Name ASD
SDLTCD	Line Type	Vendor Invoice	Macros by File Name ASD

Macro Name	Macro Description	Subsystem Origin	Reference
SDPACS01	Distribution Amount 1	Vendor Invoice	Macros by File Name ASD
SDPACS01A	Auto Dist Exp.Exp Line 1 Debit	Vendor Invoice	Macros by File Name ASD
SDPACS01B	Auto Dist Exp Line 1 Credit	Vendor Invoice	Macros by File Name ASD
SDPACS02	Distribution Amount 2	Vendor Invoice	Macros by File Name ASD
SDPACS02A	Auto Dist Exp Line 2 Debit	Vendor Invoice	Macros by File Name ASD
SDPACS02B	Auto Dist Exp Line 2 Credit	Vendor Invoice	Macros by File Name ASD
SDPACS03	Distribution Amount 3	Vendor Invoice	Macros by File Name ASD
SDPACS03A	Auto Dist Exp Line 3 Debit	Vendor Invoice	Macros by File Name ASD
SDPACS03B	Auto Dist Exp Line 3 Credit	Vendor Invoice	Macros by File Name ASD
SDPACS04	Distribution Amount 4	Vendor Invoice	Macros by File Name ASD
SDPACS04A	Auto Dist Exp Line 4 Debit	Vendor Invoice	Macros by File Name ASD
SDPACS04B	Auto Dist Exp Line 4 Credit	Vendor Invoice	Macros by File Name ASD
SDPACS05	Expense Amount 5	Vendor Invoice	Macros by File Name ASD
SDPACS05A	Vendor Expense Line 5 Debit	Vendor Invoice	Macros by File Name ASD
SDPACS05B	Vendor Expense Line 5 Credit	Vendor Invoice	Macros by File Name ASD
SDPACS06	Additional Expense Amount 6	Vendor Invoice	Macros by File Name ASD
SDPACS06A	Additional Expense Debit	Vendor Invoice	Macros by File Name ASD
SDPACS06B	Additional Expense Credit	Vendor Invoice	Macros by File Name ASD
SDPACS07	Tax Amount	Vendor Invoice	Macros by File Name ASD
SDPACS07A	Expense Line Tax Amount Debit	Vendor Invoice	Macros by File Name ASD
SDPACS07B	Expense Line Tax Amount Credit	Vendor Invoice	Macros by File Name ASD
SDPACS11	PPV Item Amount	Vendor Invoice	Macros by File Name ASD

Macro Name	Macro Description	Subsystem Origin	Reference
SDPACS11A	Item PPV Line Amount Debit	Vendor Invoice	Macros by File Name ASD
SDPACS11B	Item PPV Line Amount Credit	Vendor Invoice	Macros by File Name ASD
SDPACS12	PPV Commodity Amount	Vendor Invoice	Macros by File Name ASD
SDPACS12A	Commodity PPV Debit	Vendor Invoice	Macros by File Name ASD
SDPACS12B	Commodity PPV Credit	Vendor Invoice	Macros by File Name ASD
SDPACS13	Discount Available Amount	Vendor Invoice	Macros by File Name ASD
SDPACS13A	Discount Available Debit	Vendor Invoice	Macros by File Name ASD
SDPACS13B	Discount Available Credit	Vendor Invoice	Macros by File Name ASD
SDPACS14	Discount Taken Amount	Vendor Invoice	Macros by File Name ASD
SDPACS14A	Discount Taken Amount Debit	Vendor Invoice	Macros by File Name ASD
SDPACS14B	Discount Taken Amount Credit	Vendor Invoice	Macros by File Name ASD
SDPACS17	Unmtched Amount 1	Vendor Invoice	Macros by File Name ASD
SDPACS17A	Unmatched Receipts Dist 1 Debit	Vendor Invoice	Macros by File Name ASD
SDPACS17B	Unmatched Receipts Dist 1 Credit	Vendor Invoice	Macros by File Name ASD
SDPACS18	Unmtched Amount 2	Vendor Invoice	Macros by File Name ASD
SDPACS18A	Unmatched Receipts Dist 2 Debit	Vendor Invoice	Macros by File Name ASD
SDPACS18B	Unmatched Receipts Dist 2 Credit	Vendor Invoice	Macros by File Name ASD
SDPACS19	Unmtched Amount 3	Vendor Invoice	Macros by File Name ASD
SDPACS19A	Unmatched Receipts Dist 3 Debit	Vendor Invoice	Macros by File Name ASD
SDPACS19B	Unmatched Receipts Dist 3 Credit	Vendor Invoice	Macros by File Name ASD
SDPACS20	Unmtched Amount 4	Vendor Invoice	Macros by File Name ASD
SDPACS20A	Unmatched Receipts Dist 4 Debit	Vendor Invoice	Macros by File Name ASD

Macro Name	Macro Description	Subsystem Origin	Reference
SDPACS20B	Unmatched Receipts Dist 4 Credit	Vendor Invoice	Macros by File Name ASD
SDPACS21	Unmtched Amount 5	Vendor Invoice	Macros by File Name ASD
SDPACS21A	Unmatched Receipts Dist 5 Debit	Vendor Invoice	Macros by File Name ASD
SDPACS21B	Unmatched Receipts Dist 5 Credit	Vendor Invoice	Macros by File Name ASD
SDPACS22	Accounts Payable Amount	Vendor Invoice	Macros by File Name ASD
SDPACS22A	Accounts Payable Liability Debit	Vendor Invoice	Macros by File Name ASD
SDPACS22B	Accounts Payable Liability Credit	Vendor Invoice	Macros by File Name ASD
SDPACS23	Exp Line Nondeductible Amount	Vendor Invoice	Macros by File Name ASD
SDPACS23A	Exp. Line Non-deductible Tax Debit	Vendor Invoice	Macros by File Name ASD
SDPACS23B	Exp. Line Non-deductible Tax Credit	Vendor Invoice	Macros by File Name ASD
SDPACS24	Offset Exp Line Nonded Tax Amt	Vendor Invoice	Macros by File Name ASD
SDPACS24A	Offset Exp. Line Non-deductible Tax Amount Debit	Vendor Invoice	Macros by File Name ASD
SDPACS24B	Offset Exp. Line Non-deductible Tax Amount Credit	Vendor Invoice	Macros by File Name ASD
SDPACS25	Item Accrued Liability Amount	Vendor Invoice	Macros by File Name ASD
SDPACS25A	Item Accrued Liability Debit	Vendor Invoice	Macros by File Name ASD
SDPACS25B	Item Accrued Liability Credit	Vendor Invoice	Macros by File Name ASD
SDPACS26	Commodity Accrued Liab Amount	Vendor Invoice	Macros by File Name ASD
SDPACS26A	Commodity Debit	Vendor Invoice	Macros by File Name ASD
SDPACS26B	Commodity Credit	Vendor Invoice	Macros by File Name ASD

Macro Name	Macro Description	Subsystem Origin	Reference
SDPACS27	Special Charges	Vendor Invoice	Macros by File Name ASD
SDPACS27A	Special Charges Debit	Vendor Invoice	Macros by File Name ASD
SDPACS27B	Special Charges Credit	Vendor Invoice	Macros by File Name ASD
SDPACS28	Accrued Liability Amount	Vendor Invoice	Macros by File Name ASD
SDPACS28A	Item Inventory Amount Debit	Vendor Invoice	Macros by File Name ASD
SDPACS28B	Item Inventory Amount Credit	Vendor Invoice	Macros by File Name ASD
SDPACS48	Charge Exposure Line Amount	Vendor Invoice	Macros by File Name ASD
SDPACS48A	Charge Exposure Debit	Vendor Invoice	Macros by File Name ASD
SDPACS48B	Charge Exposure Credit	Vendor Invoice	Macros by File Name ASD
SDPACS49	Charge Applied Line Amount	Vendor Invoice	Macros by File Name ASD
SDPACS49A	Charge Applied Debit	Vendor Invoice	Macros by File Name ASD
SDPACS49B	Charge Applied Credit	Vendor Invoice	Macros by File Name ASD
SDPRFC	Profit Center	Vendor Invoice	Macros by File Name ASD
SDPRFCCLAC	Comm. Acc.Liab. Acct	Vendor Invoice	Macros by File Name ASD
SDPRFCCLPC	Comm. Acc.Liab P/C	Vendor Invoice	Macros by File Name ASD
SDPRFCCVAC	Comm. PPV Acct.	Vendor Invoice	Macros by File Name ASD
SDPRFCCVPC	Comm. PPV P/C	Vendor Invoice	Macros by File Name ASD
SDPRFCILAC	Item Acc.Liab Acct.	Vendor Invoice	Macros by File Name ASD
SDPRFCIVAC	Item PPV Acct.	Vendor Invoice	Macros by File Name ASD
SDPRFCRECP	Recurring Payable Distribution	Vendor Invoice	Macros by File Name ASD
SDPRFCSCAC	Special Charge Acct.	Vendor Invoice	Macros by File Name ASD
SDPRFCSCPC	Special Charge P/C	Vendor Invoice	Macros by File Name ASD
SDPRFCURA1	Unmatched Rcpts1 Account	Vendor Invoice	Macros by File Name ASD
SDPRFCURA2	Unmatched Rcpts2 Account	Vendor Invoice	Macros by File Name ASD

Macro Name	Macro Description	Subsystem Origin	Reference
SDPRFCURA3	Unmatched Rcpts3 Account	Vendor Invoice	Macros by File Name ASD
SDPRFCURA4	Unmatched Rcpts4 Account	Vendor Invoice	Macros by File Name ASD
SDPRFCURA5	Unmatched Rcpts5 Account	Vendor Invoice	Macros by File Name ASD
SDPRFCURP1	Unmatched Rcpts1 Profit Center	Vendor Invoice	Macros by File Name ASD
SDPRFCURP2	Unmatched Rcpts2 Profit Center	Vendor Invoice	Macros by File Name ASD
SDPRFCURP3	Unmatched Rcpts3 Profit Center	Vendor Invoice	Macros by File Name ASD
SDPRFCURP4	Unmatched Rcpts4 Profit Center	Vendor Invoice	Macros by File Name ASD
SDPRFCURP5	Unmatched Rcpts5 Profit Center	Vendor Invoice	Macros by File Name ASD
SDQTY	Quantity	Vendor Invoice	Macros by File Name ASD
SDSG01	Seg 1 From ASD	Vendor Invoice	Macros by File Name ASD
SDSG02	Seg 2 From ASD	Vendor Invoice	Macros by File Name ASD
SDSG02SCAC	Special Charge Account	Vendor Invoice	Macros by File Name ASD
SDSG03	Seg 3 From ASD	Vendor Invoice	Macros by File Name ASD
SDSG04	Seg 4 From ASD	Vendor Invoice	Macros by File Name ASD
SDSG05	Seg 5 From ASD	Vendor Invoice	Macros by File Name ASD
SDSG06	Seg 6 From ASD	Vendor Invoice	Macros by File Name ASD
SDSG07	Seg 7 From ASD	Vendor Invoice	Macros by File Name ASD
SDSG08	Seg 8 From ASD	Vendor Invoice	Macros by File Name ASD
SDSG08A1	Seg 08 User Defined 1	Vendor Invoice	Macros by File Name ASD
SDSG08A2	Seg 08 User Defined 2	Vendor Invoice	Macros by File Name ASD
SDSG09	Seg 9 From ASD	Vendor Invoice	Macros by File Name ASD
SDSG10	Seg 10 Fr ASD	Vendor Invoice	Macros by File Name ASD
SDSG11	Seg 11 Fr ASD	Vendor Invoice	Macros by File Name ASD
SDSG12	Seg 12 Fr ASD	Vendor Invoice	Macros by File Name ASD

Macro Name	Macro Description	Subsystem Origin	Reference
SDSG13	Seg 13 Fr ASD	Vendor Invoice	Macros by File Name ASD
SDSG14	Seg 14 Fr ASD	Vendor Invoice	Macros by File Name ASD
SDTAXC	Tax Code	Vendor Invoice	Macros by File Name ASD
SDTAXCLAC	Tax Liability	Vendor Invoice	Macros by File Name ASD
SDTAXCNDAC	Tax Non-Deductible Account	Vendor Invoice	Macros by File Name ASD
SDTAXCNDAO	Offset Tax Non-Deductible Acct	Vendor Invoice	Macros by File Name ASD
SDTAXNDAC	Tax Non Deductible Account	Vendor Invoice	Macros by File Name ASD
SDTXAM	Tax Amount	Vendor Invoice	Macros by File Name ASD
SDTXAMA	Line Tax Amount Debit	Vendor Invoice	Macros by File Name ASD
SDTXAMB	Line Tax Amount Credit	Vendor Invoice	Macros by File Name ASD
SDTXNDACO	Offset Tax Nondeductible Acct	Vendor Invoice	Macros by File Name ASD
SICHG	Freight Charge	Shared	Macros by File Name SIH
SICHGCR	Freight Charge	Shared	Macros by File Name SIH
SICHGDR	Freight Charge	Shared	Macros by File Name SIH
SICOMP	Company Number	Shared	Macros by File Name SIH
SICOMPARAC	Accounts Receivable	Shared	Macros by File Name SIH
SICOMPDISC	Discount Account	Shared	Macros by File Name SIH
SICOMPFRGT	Freight Account On Company	Shared	Macros by File Name SIH
SICOMPREVA	Revenue Account	Shared	Macros by File Name SIH
SICST	Invoice Cost	Shared	Macros by File Name SIH
SICTYP	Customer Type	Shared	Macros by File Name SIH
SICTYPARAC	A/R Account	Shared	Macros by File Name SIH
SICTYPBBAC	Bill Back Accrual Account	Shared	Macros by File Name SIH
SICTYPFFCA	Financial Charge Account	Shared	Macros by File Name SIH
SICURR	Currency Code	Shared	Macros by File Name SIH
SICUST	Customer	Shared	Macros by File Name SIH

Macro Name	Macro Description	Subsystem Origin	Reference
SIDISC	Discount Code	Shared	Macros by File Name SIH
SIDISD	Inv Discount Due Date	Shared	Macros by File Name SIH
SIINVD	Invoice Date	Shared	Macros by File Name SIH
SIINVN	Orig Doc Number	Shared	Macros by File Name SIH
SIORD	Order Number	Shared	Macros by File Name SIH
SIOTDS	Total Order Discount	Shared	Macros by File Name SIH
SIPRF	Profit Center	Shared	Macros by File Name SIH
SIREG	Inv Sales Region	Shared	Macros by File Name SIH
SIRMA	RMA # Number	Shared	Macros by File Name SIH
SISAL	Salesman Number	Shared	Macros by File Name SIH
SISTE	Inv State Ship To	Shared	Macros by File Name SIH
SISTOR	Store Number	Shared	Macros by File Name SIH
SITDES	Inv Desc	Shared	Macros by File Name SIH
SITERM	Terms Code	Shared	Macros by File Name SIH
SITOT	Invoice Total	Shared	Macros by File Name SIH
SITOTCR	Invoice Total	Shared	Macros by File Name SIH
SITOTDR	Invoice Total	Shared	Macros by File Name SIH
SITYPE	Base Order Type	Shared	Macros by File Name SIH
SIVATA	Billing VAT Amount	Shared	Macros by File Name SIH
SIVATC	VAT Code	Shared	Macros by File Name SIH
SIWHSE	Invoice Header Warehouse	Shared	Macros by File Name SIH
TCBDIS	Itm Amt GL Cst Typ All - NegQty	Inventory Processing	Macros by File Name ITC
TCBDIS000	Itm Amt GL Cst Typ Bal - NegQty	Inventory Processing	Macros by File Name ITC
TCBDIS101	Itm Amt GL Cst Typ 101 - NegQty	Inventory Processing	Macros by File Name ITC
TCBDIS102	Itm Amt GL Cst Typ 102 - NegQty	Inventory Processing	Macros by File Name ITC
TCBDIS103	Itm Amt GL Cst Typ 103 - NegQty	Inventory Processing	Macros by File Name ITC

Macro Name	Macro Description	Subsystem Origin	Reference
TCBDIS104	Itm Amt GL Cst Typ 104 - NegQty	Inventory Processing	Macros by File Name ITC
TCBDIS105	Itm Amt GL Cst Typ 105 - NegQty	Inventory Processing	Macros by File Name ITC
TCBDIS106	Itm Amt GL Cst Typ 106 - NegQty	Inventory Processing	Macros by File Name ITC
TCBDIS107	Itm Amt GL Cst Typ 107 - NegQty	Inventory Processing	Macros by File Name ITC
TCBDIS108	Itm Amt GL Cst Typ 108 - NegQty	Inventory Processing	Macros by File Name ITC
TCBDIS109	Itm Amt GL Cst Typ 109 - NegQty	Inventory Processing	Macros by File Name ITC
TCDBTI	Item Amount G/L Cost Type All	Inventory Processing	Macros by File Name ITC
TCDBTI000	Item Amount G/L Cost Type Bal	Inventory Processing	Macros by File Name ITC
TCDBTI101	Item Amount G/L Cost Type 101	Inventory Processing	Macros by File Name ITC
TCDBTI102	Item Amount G/L Cost Type 102	Inventory Processing	Macros by File Name ITC
TCDBTI103	Item Amount G/L Cost Type 103	Inventory Processing	Macros by File Name ITC
TCDBTI104	Item Amount G/L Cost Type 104	Inventory Processing	Macros by File Name ITC
TCDBTI105	Item Amount G/L Cost Type 105	Inventory Processing	Macros by File Name ITC
TCDBTI106	Item Amount G/L Cost Type 106	Inventory Processing	Macros by File Name ITC
TCDBTI107	Item Amount G/L Cost Type 107	Inventory Processing	Macros by File Name ITC
TCDBTI108	Item Amount G/L Cost Type 108	Inventory Processing	Macros by File Name ITC
TCDBTI109	Item Amount G/L Cost Type 109	Inventory Processing	Macros by File Name ITC
TCGLCT	G/L Cost Type	Inventory Processing	Macros by File Name ITC

Macro Name	Macro Description	Subsystem Origin	Reference
TCGLCTCOGS	Cost of Goods by GL Cost Type	Inventory Processing	Macros by File Name ITC
TCGLCTCON	Contra Account by GL Cost Type	Inventory Processing	Macros by File Name ITC
TCGLCTIAL	Accrued Liab by GL Cost Type	Inventory Processing	Macros by File Name ITC
TCGLCTINV	Inventory Acct by GL Cost Type	Inventory Processing	Macros by File Name ITC
TCGLCTRMA	Rtn Mat Auth by GL Cost Type	Inventory Processing	Macros by File Name ITC
TCGLCTSCON	SO Contra Acct by GL Cost Type	Inventory Processing	Macros by File Name ITC
TCLAS	Item Class	Inventory Processing	Macros by File Name ITH
TCOM	Comment/Cust PO	Inventory Processing	Macros by File Name ITC
TCPBDIS	PLVL Amt by Cst Typ All-NegQty	Inventory Processing	Macros by File Name ITC
TCPBDIS000	PLVL Balance Amount - Neg Qty	Inventory Processing	Macros by File Name ITC
TCPBDIS101	PLVL Amt by Cst Typ 101-NegQty	Inventory Processing	Macros by File Name ITC
TCPBDIS102	PLVL Amt by Cst Typ 102-NegQty	Inventory Processing	Macros by File Name ITC
TCPBDIS103	PLVL Amt by Cst Typ 103-NegQty	Inventory Processing	Macros by File Name ITC
TCPBDIS104	PLVL Amt by Cst Typ 104-NegQty	Inventory Processing	Macros by File Name ITC
TCPBDIS105	PLVL Amt by Cst Typ 105-NegQty	Inventory Processing	Macros by File Name ITC
TCPBDIS106	PLVL Amt by Cst Typ 106-NegQty	Inventory Processing	Macros by File Name ITC
TCPBDIS107	PLVL Amt by Cst Typ 107-NegQty	Inventory Processing	Macros by File Name ITC
TCPBDIS108	PLVL Amt by Cst Typ 108-NegQty	Inventory Processing	Macros by File Name ITC

Macro Name	Macro Description	Subsystem Origin	Reference
TCPBDIS109	PLVL Amt by Cst Typ 109-NegQty	Inventory Processing	Macros by File Name ITC
TCPDBTI	PLVL Amount by Cost Type All	Inventory Processing	Macros by File Name ITC
TCPDBTI000	Previous Level Balance Amount	Inventory Processing	Macros by File Name ITC
TCPDBTI101	PLVL Amount by Cost Type 101	Inventory Processing	Macros by File Name ITC
TCPDBTI102	PLVL Amount by Cost Type 102	Inventory Processing	Macros by File Name ITC
TCPDBTI103	PLVL Amount by Cost Type 103	Inventory Processing	Macros by File Name ITC
TCPDBTI104	PLVL Amount by Cost Type 104	Inventory Processing	Macros by File Name ITC
TCPDBTI105	PLVL Amount by Cost Type 105	Inventory Processing	Macros by File Name ITC
TCPDBTI106	PLVL Amount by Cost Type 106	Inventory Processing	Macros by File Name ITC
TCPDBTI107	PLVL Amount by Cost Type 107	Inventory Processing	Macros by File Name ITC
TCPDBTI108	PLVL Amount by Cost Type 108	Inventory Processing	Macros by File Name ITC
TCPDBTI109	PLVL Amount by Cost Type 109	Inventory Processing	Macros by File Name ITC
TCTBDIS	TLVL Amt by Cst Typ All-NegQty	Inventory Processing	Macros by File Name ITC
TCTBDIS000	TLVL Balance Amount - Neg Qty	Inventory Processing	Macros by File Name ITC
TCTBDIS101	TLVL Amt by Cst Typ 101-NegQty	Inventory Processing	Macros by File Name ITC
TCTBDIS102	TLVL Amt by Cst Typ 102-NegQty	Inventory Processing	Macros by File Name ITC
TCTBDIS103	TLVL Amt by Cst Typ 103-NegQty	Inventory Processing	Macros by File Name ITC
TCTBDIS104	TLVL Amt by Cst Typ 104-NegQty	Inventory Processing	Macros by File Name ITC

Macro Name	Macro Description	Subsystem Origin	Reference
TCTBDIS105	TLVL Amt by Cst Typ 105-NegQty	Inventory Processing	Macros by File Name ITC
TCTBDIS106	TLVL Amt by Cst Typ 106-NegQty	Inventory Processing	Macros by File Name ITC
TCTBDIS107	TLVL Amt by Cst Typ 107-NegQty	Inventory Processing	Macros by File Name ITC
TCTBDIS108	TLVL Amt by Cst Typ 108-NegQty	Inventory Processing	Macros by File Name ITC
TCTBDIS109	TLVL Amt by Cst Typ 109-NegQty	Inventory Processing	Macros by File Name ITC
TCTDBTI	TLVL Amount by Cost Type All	Inventory Processing	Macros by File Name ITC
TCTDBTI000	This Level Balance Amount	Inventory Processing	Macros by File Name ITC
TCTDBTI101	TLVL Amount by Cost Type 101	Inventory Processing	Macros by File Name ITC
TCTDBTI102	TLVL Amount by Cost Type 102	Inventory Processing	Macros by File Name ITC
TCTDBTI103	TLVL Amount by Cost Type 103	Inventory Processing	Macros by File Name ITC
TCTDBTI104	TLVL Amount by Cost Type 104	Inventory Processing	Macros by File Name ITC
TCTDBTI105	TLVL Amount by Cost Type 105	Inventory Processing	Macros by File Name ITC
TCTDBTI106	TLVL Amount by Cost Type 106	Inventory Processing	Macros by File Name ITC
TCTDBTI107	TLVL Amount by Cost Type 107	Inventory Processing	Macros by File Name ITC
TCTDBTI108	TLVL Amount by Cost Type 108	Inventory Processing	Macros by File Name ITC
TCTDBTI109	TLVL Amount by Cost Type 109	Inventory Processing	Macros by File Name ITC
TGCLAS	TFM Program Class	Trade Funds Processing	Macros by File Name TMG
TGCOMP	TFM Program Company	Trade Funds Processing	Macros by File Name TMG

Macro Name	Macro Description	Subsystem Origin	Reference
THACST	Actual Cost	Inventory Processing	Macros by File Name ITH
THADV N	Advice Note Number	Inventory Processing	Macros by File Name ITH
THAMTC	Credit Amount	Trade Funds Processing	Macros by File Name TMH
THAMTD	Debit Amount	Trade Funds Processing	Macros by File Name TMH
THBDIS	Item Amount – Negative Qty	Inventory Processing	Macros by File Name ITH
THCLAM	Claim	Trade Funds Processing	Macros by File Name TMH
THCMT	Comment	Inventory Processing	Macros by File Name ITH
THCNTR	Container Id	Inventory Processing	Macros by File Name ITH
THCOM	Tran Commodity Code	Inventory Processing	Macros by File Name ITH
THCOMALAC	Commodity Liability Account	Inventory Processing	Macros by File Name ITH
THCOMALPC	Commodity Liability Profit Cnt	Inventory Processing	Macros by File Name ITH
THCOMEXPAC	Commodity Expense Account	Inventory Processing	Macros by File Name ITH
THCOMEXPPC	Commodity Expense Profit Centr	Inventory Processing	Macros by File Name ITH
THCORD	Customer Order	Trade Funds Processing	Macros by File Name TMH
THCRT1	Unmatched Receipt Amount 1	Inventory Processing	Macros by File Name ITH
THCRT2	Unmatched Receipt Amount 2	Inventory Processing	Macros by File Name ITH
THCRT3	Unmatched Receipt Amount 3	Inventory Processing	Macros by File Name ITH
THCRT4	Unmatched Receipt Amount 4	Inventory Processing	Macros by File Name ITH

Macro Name	Macro Description	Subsystem Origin	Reference
THCRT5	Unmatched Receipt Amount 5	Inventory Processing	Macros by File Name ITH
THCRTC	Commodity Amount	Inventory Processing	Macros by File Name ITH
THCRTI	Item Accrued Liab Amount -Rcpt	Inventory Processing	Macros by File Name ITH
THDATE	Transaction Date	Trade Funds Processing	Macros by File Name TMH
THDBLI	Item Accrued Liab Amount-Retrn	Inventory Processing	Macros by File Name ITH
THDBT1	Unmatched Return Amount 1	Inventory Processing	Macros by File Name ITH
THDBT2	Unmatched Return Amount 2	Inventory Processing	Macros by File Name ITH
THDBT3	Unmatched Return Amount 3	Inventory Processing	Macros by File Name ITH
THDBT4	Unmatched Return Amount 4	Inventory Processing	Macros by File Name ITH
THDBT5	Unmatched Return Amount 5	Inventory Processing	Macros by File Name ITH
THDBTC	Commodity Amount – Negative Qty	Inventory Processing	Macros by File Name ITH
THDBTI	Item Amount	Inventory Processing	Macros by File Name ITH
THMFGR	Manufacturer Number	Inventory Processing	Macros by File Name ITH
THMLOT	Manufacturer Lot	Inventory Processing	Macros by File Name ITH
THORD	Shop Order	Inventory Processing	Macros by File Name ITH
THPORD	Purchase Order	Trade Funds Processing	Macros by File Name TMH
THPROG	TFM Program	Trade Funds Processing	Macros by File Name TMH
THPRON	Promotion Number	Trade Funds Processing	Macros by File Name TMH

Macro Name	Macro Description	Subsystem Origin	Reference
THRNO	Receiver Ticket Number	Inventory Processing	Macros by File Name ITH
THSEQ	Sequence Number	Trade Funds Processing	Macros by File Name TMH
THSTYP	Spend Type	Trade Funds Processing	Macros by File Name TMH
THTOTW	DWM Transaction Quantity	Inventory Processing	Macros by File Name ITH
THTOWH	Transfer To Warehouse	Inventory Processing	Macros by File Name ITH
THTTYP	Transaction Type	Trade Funds Processing	Macros by File Name TMH
THTUM	Tran Unit Of Measure	Inventory Processing	Macros by File Name ITH
THUPI	Pallet Number	Inventory Processing	Macros by File Name ITH
THWRKC	Work Center	Inventory Processing	Macros by File Name ITH
TLOCT	Location	Inventory Processing	Macros by File Name ITH
TLOT	Lot Number	Inventory Processing	Macros by File Name ITH
TMCHG	Financial Charge Percentage	Shared	Macros by File Name RTM
TMCHTX	Financial Charge Tax Code	Shared	Macros by File Name RTM
TMDESC	Terms Description	Shared	Macros by File Name RTM
TMDIS2	Discount Percentage – Level 2	Shared	Macros by File Name RTM
TMDIS3	Discount Percentage – Level 3	Shared	Macros by File Name RTM
TMDISC	Discount Percentage	Shared	Macros by File Name RTM
TPROD	Item Number	Inventory Processing	Macros by File Name ITH
TQTYCO	Quantity Commodity	Inventory Processing	Macros by File Name ITH

Macro Name	Macro Description	Subsystem Origin	Reference
TQTYIT	Quantity Item	Inventory Processing	Macros by File Name ITH
TQTYRC	Commodity Quantity – Sign Rev	Inventory Processing	Macros by File Name ITH
TQTYRV	Item Quantity – Reverse Sign	Inventory Processing	Macros by File Name ITH
TREF	Order Number	Inventory Processing	Macros by File Name ITH
TREFM	Customer Number	Inventory Processing	Macros by File Name ITH
TRES	Inventory Reason Code	Inventory Processing	Macros by File Name ITH
TSCST	Trans Standard Cost	Inventory Processing	Macros by File Name ITH
TSDTE	Requested Date	Inventory Processing	Macros by File Name ITH
TTDTE	Tran Date	Inventory Processing	Macros by File Name ITH
TVEND	Vendor Number	Inventory Processing	Macros by File Name ITH
TWHS	Tran Warehouse	Inventory Processing	Macros by File Name ITH
TWYIT	DWM Transaction Quantity	Inventory Processing	Macros by File Name 'ITH
TWYRV	DWM Transaction Qty Rev Sign	Inventory Processing	Macros by File Name 'ITH
TYRGNP	P/C For Realized Gain Account	Shared	Macros by File Name ATY
TYRLSP	P/C For Realized Loss Account	Shared	Macros by File Name ATY
TYUGNP	P/C For Unrealized Gain A/C	Shared	Macros by File Name ATY
TYULSP	P/C For Unrealized Loss A/C	Shared	Macros by File Name ATY
VCOUN	Vendor Country	Shared	Macros by File Name AVM
VD0101	Stamp Tax Amount	Vendor Draft	Vendor Drafts Parameter List

Macro Name	Macro Description	Subsystem Origin	Reference
VD0102	Bank Charge Amount	Vendor Draft	Vendor Drafts Parameter List
VD0103	Stamp Tax And Bank Charge A/P	Vendor Draft	Vendor Drafts Parameter List
VD01AC	Current Payment Total	Vendor Draft	Vendor Drafts Parameter List
VD01AS	Vendor Status Change Amount	Vendor Draft	Vendor Drafts Parameter List
VD01ASCR	Change In Status Amount	Vendor Draft	Vendor Drafts Parameter List
VD01ASDR	Draft Adjustment Amount	Vendor Draft	Vendor Drafts Parameter List
VD01BAACHG	Bank Charge Account	Vendor Draft	Vendor Drafts Parameter List
VD01BAINT	Bank Interest Discount Account	Vendor Draft	Vendor Drafts Parameter List
VD01BC	Bank Profit Center	Vendor Draft	Vendor Drafts Parameter List
VD01BK	Bank	Vendor Draft	Vendor Drafts Parameter List
VD01CC	Currency	Vendor Draft	Vendor Drafts Parameter List
VD01CO	Company	Vendor Draft	Vendor Drafts Parameter List
VD01COAX	Stamp Tax Account	Vendor Draft	Vendor Drafts Parameter List
VD01DA	Discount Amount	Vendor Draft	Vendor Drafts Parameter List
VD01DN	Draft Number	Vendor Draft	Vendor Drafts Parameter List
VD01FS	From Status	Vendor Draft	Vendor Drafts Parameter List
VD01LI	Change In Status Amount	Vendor Draft	Vendor Drafts Parameter List
VD01LP	Last Draft Payable Profit Cent	Vendor Draft	Vendor Drafts Parameter List
VD01PC	To Draft Payable Profit Center	Vendor Draft	Vendor Drafts Parameter List
VD01PT	Payment Type	Vendor Draft	Vendor Drafts Parameter List
VD01S1	User Defined 1	Vendor Draft	Vendor Drafts Parameter List
VD01S2	User Defined 2	Vendor Draft	Vendor Drafts Parameter List
VD01S3	Last User Defined 1	Vendor Draft	Vendor Drafts Parameter List
VD01S4	Last User Defined 2	Vendor Draft	Vendor Drafts Parameter List
VD01TS	To Status	Vendor Draft	Vendor Drafts Parameter List
VD01TT	Last Draft Payment Total	Vendor Draft	Vendor Drafts Parameter List

Macro Name	Macro Description	Subsystem Origin	Reference
VD01VN	Vendor	Vendor Draft	Vendor Drafts Parameter List
VD01VT	Vendor Type	Vendor Draft	Vendor Drafts Parameter List
VD01VTAPAC	Account Payable Account	Vendor Draft	Vendor Drafts Parameter List
VD01VTAPPC	Account Payable Profit Center	Vendor Draft	Vendor Drafts Parameter List
VD01VTRGAC	Vendor Realized Gain Account	Vendor Draft	Vendor Drafts Parameter List
VD01VTRGPC	Vendor Realized Gain Profit Center	Vendor Draft	Vendor Drafts Parameter List
VD01VTRLAC	Vendor Realized Loss Account	Vendor Draft	Vendor Drafts Parameter List
VD01VTRLPC	Vendor Realized Loss Profit Center	Vendor Draft	Vendor Drafts Parameter List
VDPURS	Purchases YTD	Shared	Macros by File Name AVM
VDSCTK	Discount Taken YTD	Shared	Macros by File Name AVM
VI01BK	Bank Code	Vendor Invoice	Vendor Invoicing Parameter List
VI01CC	Currency	Vendor Invoice	Vendor Invoicing Parameter List
VI01CO	Company Number	Vendor Invoice	Vendor Invoicing Parameter List
VI01DS	Invoice Description	Vendor Invoice	Vendor Invoicing Parameter List
VI01FX	Foreign Exchange Reservation	Vendor Invoice	Vendor Invoicing Parameter List
VI01IR	Invoice Reference	Vendor Invoice	Vendor Invoicing Parameter List
VI01MD	Mode Description	Vendor Invoice	Vendor Invoicing Parameter List
VI01PN	Pay To Vendor Number	Vendor Invoice	Vendor Invoicing Parameter List
VI01PO	Purchase Order Number	Vendor Invoice	Vendor Invoicing Parameter List
VI01PT	Vendor Number	Vendor Invoice	Vendor Invoicing Parameter List

Macro Name	Macro Description	Subsystem Origin	Reference
VI01PTDAAC	Discount Available Account	Vendor Invoice	Vendor Invoicing Parameter List
VI01PTEXP1	Expense Account 1	Vendor Invoice	Vendor Invoicing Parameter List
VI01PTRPY1	Recurring Payable Expense 1	Vendor Invoice	Vendor Invoicing Parameter List
VI01PTRPY2	Recurring Payable Expense 2	Vendor Invoice	Vendor Invoicing Parameter List
VI01PTRPY3	Recurring Payable Expense 3	Vendor Invoice	Vendor Invoicing Parameter List
VI01PX	Document Prefix	Vendor Invoice	Vendor Invoicing Parameter List
VI01PY	Payment Type	Vendor Invoice	Vendor Invoicing Parameter List
VI01RP	Recurring Payables Reference	Vendor Invoice	Vendor Invoicing Parameter List
VI01RPAPAC	Accounts Payable Account	Vendor Invoice	Vendor Invoicing Parameter List
VI01RPDAAC	Discount Available Account	Vendor Invoice	Vendor Invoicing Parameter List
VI01TC	Customer Vendor Tax Code	Vendor Invoice	Vendor Invoicing Parameter List
VI01TP	Vendor Type	Vendor Invoice	Vendor Invoicing Parameter List
VI01TPAPAC	A/P Liability Account	Vendor Invoice	Vendor Invoicing Parameter List
VI01TPAPPC	A/P Liability Profit Center	Vendor Invoice	Vendor Invoicing Parameter List
VI01TPCEAC	Charge Exposure Account	Vendor Invoice	Vendor Invoicing Parameter List
VI01TPCEPC	Charge Exposure Profit Center	Vendor Invoice	Vendor Invoicing Parameter List
VI01TPDAAC	Discount Available Account	Vendor Invoice	Vendor Invoicing Parameter List
VI01TPDAPC	Discount Available Profit Ctr	Vendor Invoice	Vendor Invoicing Parameter List

Macro Name	Macro Description	Subsystem Origin	Reference
VI01TPDTAC	Discount Taken Account based on Vendor Type	Vendor Invoice	Vendor Invoicing Parameter List
VI01TPDTPC	Discount Taken Profit Center based on Vendor Type	Vendor Invoice	Vendor Invoicing Parameter List
VI01TPEXP1	Distribution Expense Acct 1	Vendor Invoice	Vendor Invoicing Parameter List
VI01TPEXP2	Distribution Expense Acct 2	Vendor Invoice	Vendor Invoicing Parameter List
VI01TPEXP3	Distribution Expense Acct 3	Vendor Invoice	Vendor Invoicing Parameter List
VI01TPEXP4	Distribution Expense Acct 4	Vendor Invoice	Vendor Invoicing Parameter List
VI01TPEXP5	Distribution Expense Acct 5	Vendor Invoice	Vendor Invoicing Parameter List
VI01TPEXP6	Distribution Expense Acct 6	Vendor Invoice	Vendor Invoicing Parameter List
VI01TPRPY1	Recurring Payable Expense 1	Vendor Invoice	Vendor Invoicing Parameter List
VI01TPRPY2	Recurring Payable Expense 2	Vendor Invoice	Vendor Invoicing Parameter List
VI01TPRPY3	Recurring Payable Expense 3	Vendor Invoice	Vendor Invoicing Parameter List
VI01TT	Mode	Vendor Invoice	Vendor Invoicing Parameter List
VI01VT	Pay To Vendor Type	Vendor Invoice	Vendor Invoicing Parameter List
VMUF01	Vendor User Define Code 1	Shared	Macros by File Name AVM
VMUF02	Vendor User Define Code 2	Shared	Macros by File Name AVM
VMUF03	Vendor User Define Code 3	Shared	Macros by File Name AVM
VMUF04	Vendor User Define Code 4	Shared	Macros by File Name AVM

Macro Name	Macro Description	Subsystem Origin	Reference
VMUF05	Vendor User Define Code 5	Shared	Macros by File Name AVM
VMUF06	Vendor User Define Code 6	Shared	Macros by File Name AVM
VMUF07	Vendor User Define Code 7	Shared	Macros by File Name AVM
VMUF08	Vendor User Define Code 8	Shared	Macros by File Name AVM
VMUF09	Vendor User Define Code 9	Shared	Macros by File Name AVM
VMUF10	Vendor User Define Code 10	Shared	Macros by File Name AVM
VNDNAM	Vendor Name	Shared	Macros by File Name AVM
VP0101	Stamp Tax Amount	Vendor Payment	Vendor Payments Parameter List
VP0102	Bank Charges Amount	Vendor Payment	Vendor Payments Parameter List
VP0103	Stamp Tax And Bank Chg Liability	Vendor Payment	Vendor Payments Parameter List
VP0104	Cash	Vendor Payment	Vendor Payments Parameter List
VP0105	Unallocated Liability	Vendor Payment	Vendor Payments Parameter List
VP0106	Discount Taken	Vendor Payment	Vendor Payments Parameter List
VP0107	Discount Available	Vendor Payment	Vendor Payments Parameter List
VP0108	Discount Lost	Vendor Payment	Vendor Payments Parameter List
VP0109	Reversal For Discount Lost	Vendor Payment	Vendor Payments Parameter List
VP0110	Tax Adjustment	Vendor Payment	Vendor Payments Parameter List
VP0111	Discount Taken For Tax-D	Vendor Payment	Vendor Payments Parameter List

Macro Name	Macro Description	Subsystem Origin	Reference
VP0112	AP Liability Amt – Net	Vendor Payment	Vendor Payments Parameter List
VP01BK	Bank Code	Vendor Payment	Vendor Payments Parameter List
VP01CC	Currency	Vendor Payment	Vendor Payments Parameter List
VP01CO	Base Company	Vendor Payment	Vendor Payments Parameter List
VP01COAX	Stamp Tax Account	Vendor Payment	Vendor Payments Parameter List
VP01DN	Draft Number	Vendor Payment	Vendor Payments Parameter List
VP01DR	Draft Payable	Vendor Payment	Vendor Payments Parameter List
VP01FS	From Status	Vendor Payment	Vendor Payments Parameter List
VP01FX	Foreign Exchange Reservation	Vendor Payment	Vendor Payments Parameter List
VP01IR	Invoice Reference	Vendor Payment	Vendor Payments Parameter List
VP01LN	Line Number	Vendor Payment	Vendor Payments Parameter List
VP01MD	Mode Description	Vendor Payment	Vendor Payments Parameter List
VP01PC	To Profit Center	Vendor Payment	Vendor Payments Parameter List
VP01PT	Pay To Vendor Number	Vendor Payment	Vendor Payments Parameter List
VP01PX	Document Prefix	Vendor Payment	Vendor Payments Parameter List
VP01PY	Payment Type 1	Vendor Payment	Vendor Payments Parameter List
VP01RD	Pay Or Recognition Date	Vendor Payment	Vendor Payments Parameter List
VP01RN	Reference Number	Vendor Payment	Vendor Payments Parameter List

Macro Name	Macro Description	Subsystem Origin	Reference
VP01S1	User Defined 1	Vendor Payment	Vendor Payments Parameter List
VP01S2	User Defined 2	Vendor Payment	Vendor Payments Parameter List
VP01SQ	Document Sequence	Vendor Payment	Vendor Payments Parameter List
VP01SR	Sub-Reference Number	Vendor Payment	Vendor Payments Parameter List
VP01TC	Customer Vendor Tax Code	Vendor Payment	Vendor Payments Parameter List
VP01TP	Invoice Vendor Type	Vendor Payment	Vendor Payments Parameter List
VP01TS	To Status	Vendor Payment	Vendor Payments Parameter List
VP01TT	Mode	Vendor Payment	Vendor Payments Parameter List
VP01UNCR	Unallocated Liability Credit	Vendor Payment	Vendor Payments Parameter List
VP01UNDR	Unallocated Liability Debit	Vendor Payment	Vendor Payments Parameter List
VP01VN	Invoice Vendor Number	Vendor Payment	Vendor Payments Parameter List
VP01VT	Vendor Type	Vendor Payment	Vendor Payments Parameter List
VP01VTAPAC	Accounts Payable Account	Vendor Payment	Vendor Payments Parameter List
VP01VTAPPC	Accounts Payable Profit Center	Vendor Payment	Vendor Payments Parameter List
VP01VTDAAC	Discount Available Account	Vendor Payment	Vendor Payments Parameter List
VP01VTDAPC	Discount Available Profit Ctr	Vendor Payment	Vendor Payments Parameter List
VP01VTDLAC	Discount Lost Account	Vendor Payment	Vendor Payments Parameter List
VP01VTDLPC	Discount Lost Profit Center	Vendor Payment	Vendor Payments Parameter List

Macro Name	Macro Description	Subsystem Origin	Reference
VP01VTDOAC	Discount Offset Account	Vendor Payment	Vendor Payments Parameter List
VP01VTDOPC	Discount Offset Profit Center	Vendor Payment	Vendor Payments Parameter List
VP01VTDTAC	Discount Taken Account	Vendor Payment	Vendor Payments Parameter List
VP01VTDTPC	Discount Taken Profit Center	Vendor Payment	Vendor Payments Parameter List
VP01VTRGAC	Realized Gain Account	Vendor Payment	Vendor Payments Parameter List
VP01VTRGPC	Realized Gain Profit Center	Vendor Payment	Vendor Payments Parameter List
VP01VTRLAC	Realized Loss Account	Vendor Payment	Vendor Payments Parameter List
VP01VTRLPC	Realized Loss Profit Center	Vendor Payment	Vendor Payments Parameter List
VP01VTTAPC	Tax Adjustment Profit Center	Vendor Payment	Vendor Payments Parameter List
VP01VTULAC	Unallocated Account	Vendor Payment	Vendor Payments Parameter List
VP01VTULPC	Unallocated Profit Center	Vendor Payment	Vendor Payments Parameter List
VP01WS	Work Station Identifier	Vendor Payment	Vendor Payments Parameter List
VP01YP	Agreement Type	Vendor Payment	Vendor Payments Parameter List
VPYTYR	Payments Year To Date	Shared	Macros by File Name AVM
VTAPC	Discount Available/Profit Cntr	Shared	Macros by File Name ATY
VTAXCD	Vendor Tax Code	Shared	Macros by File Name AVM
VTCURR	Vendor Currency	Shared	Macros by File Name ATY
VTLPC	Liability Profit Center	Shared	Macros by File Name ATY
VTOPC	Discount Taken Profit Center	Shared	Macros by File Name ATY
VTTYPE	Vendor Type	Shared	Macros by File Name AVM

Macro Name	Macro Description	Subsystem Origin	Reference
VTYPEILPC	Item Liability Profit Center	Shared	Macros by File Name AVM
WDAGEN	Branch	Cartera	Macros by File Name CARWD
WDBACC	Bank Account	Cartera	Macros by File Name CARWD
WDBANK	Bank Code	Cartera	Macros by File Name CARWD
WDCAMT	Payment Amount	Cartera	Macros by File Name CARWD
WDCAMTCR	Payment Amount	Cartera	Macros by File Name CARWD
WDCAMTDR	Payment Amount	Cartera	Macros by File Name CARWD
WDCCCR	CO-Collector- Currency	Cartera	Macros by File Name CARWD
WDCCCRCOMM	Commission Expenses Account	Cartera	Macros by File Name CARWD
WDCCCRDEEF	Bank Debt Of Disc. Drafts Acct	Cartera	Macros by File Name CARWD
WDCCCRINTE	Interest Expenses Account	Cartera	Macros by File Name CARWD
WDCCCRMAL	Mail Expenses Account	Cartera	Macros by File Name CARWD
WDCCCROTHE	Other Expenses Account	Cartera	Macros by File Name CARWD
WDCCCROVER	Overhead Expenses Account	Cartera	Macros by File Name CARWD
WDCCCRSTAM	Stamps Expenses Account	Cartera	Macros by File Name CARWD
WDCCCRTAXE	Tax Expenses Account	Cartera	Macros by File Name CARWD
WDCCOB	Co-Collector	Cartera	Macros by File Name CARWD
WDCCUS	Order Customer	Cartera	Macros by File Name CARWD

Macro Name	Macro Description	Subsystem Origin	Reference
WDCEXR	Exchange Rate	Cartera	Macros by File Name CARWD
WDCHDG	Check Digit	Cartera	Macros by File Name CARWD
WDCOLL	Collector	Cartera	Macros by File Name CARWD
WDCOMP	Company	Cartera	Macros by File Name CARWD
WDCPAR	Corporate Parent	Cartera	Macros by File Name CARWD
WDCTYP	Customer Type	Cartera	Macros by File Name CARWD
WDCTYPADVA	Unallocated Payments Account	Cartera	Macros by File Name CARWD
WDCTYPBRDG	Bridge Acct Based On Cust.Type	Cartera	Macros by File Name CARWD
WDCTYPEFCA	Drafts In Portfolio Account	Cartera	Macros by File Name CARWD
WDCTYPEFDI	Discount Remittance Account	Cartera	Macros by File Name CARWD
WDCTYPEFGC	Collection Remittance Account	Cartera	Macros by File Name CARWD
WDCTYPGAIN	Realized Gain Account	Cartera	Macros by File Name CARWD
WDCTYPLOSS	Realized Loss Account	Cartera	Macros by File Name CARWD
WDCTYPPRCT	Profit Center - Customer Type	Cartera	Macros by File Name CARWD
WDCTYPUNPA	Returned Payments Account	Cartera	Macros by File Name CARWD
WDCTYPUNPE	Returned Payment Expenses	Cartera	Macros by File Name CARWD
WDCUBA	Base Currency Code	Cartera	Macros by File Name CARWD
WDCUST	A/R Customer	Cartera	Macros by File Name CARWD

Macro Name	Macro Description	Subsystem Origin	Reference
WDCUTR	Transaction Currency Code	Cartera	Macros by File Name CARWD
WDDAMT	Transaction Document Amount	Cartera	Macros by File Name CARWD
WDDAMTCR	Transaction Document Amount	Cartera	Macros by File Name CARWD
WDDAMTDR	Transaction Document Amount	Cartera	Macros by File Name CARWD
WDDAVA	Trans. Financial Disc. Avail	Cartera	Macros by File Name CARWD
WDDAVACR	Trans. Financial Disc. Avail	Cartera	Macros by File Name CARWD
WDDAVADR	Trans. Financial Disc. Avail	Cartera	Macros by File Name CARWD
WDDDAT	Dunning Date	Cartera	Macros by File Name CARWD
WDDDTE	Due Date	Cartera	Macros by File Name CARWD
WDDIAT	Bad Debt Provision Amount	Cartera	Macros by File Name CARWD
WDDIATCR	Bad Debt Provision Amount	Cartera	Macros by File Name CARWD
WDDIATDR	Bad Debt Provision Amount	Cartera	Macros by File Name CARWD
WDDOCN	Invoice Number	Cartera	Macros by File Name CARWD
WDDROP	Drop (Y/N)	Cartera	Macros by File Name CARWD
WDDSEL	Trans. Financial Disc. Taken	Cartera	Macros by File Name CARWD
WDDSELCR	Trans. Financial Disc. Taken	Cartera	Macros by File Name CARWD
WDDSELDR	Trans. Financial Disc. Taken	Cartera	Macros by File Name CARWD
WDDSEQ	Invoice Sequence	Cartera	Macros by File Name CARWD

Macro Name	Macro Description	Subsystem Origin	Reference
WDDTYP	Invoice Type	Cartera	Macros by File Name CARWD
WDEAMT	Document Expenses Amount	Cartera	Macros by File Name CARWD
WDEAMTCR	Document Expenses Amount	Cartera	Macros by File Name CARWD
WDEAMTDR	Document Expenses Amount	Cartera	Macros by File Name CARWD
WDEDTE	Entry Date	Cartera	Macros by File Name CARWD
WDFRST	Status From	Cartera	Macros by File Name CARWD
WDGEXR	Global Exchange Rate	Cartera	Macros by File Name CARWD
WDHCOR	Head Corporate Parent	Cartera	Macros by File Name CARWD
WDIDPX	Invoice Prefix	Cartera	Macros by File Name CARWD
WDIDST	Dunning Status	Cartera	Macros by File Name CARWD
WDIDTE	Invoice Date	Cartera	Macros by File Name CARWD
WDIDYR	Year	Cartera	Macros by File Name CARWD
WDJDTE	Job Date	Cartera	Macros by File Name CARWD
WDLBCU	Lock Box-To Customer	Cartera	Macros by File Name CARWD
WDLIDT	Dunning Date	Cartera	Macros by File Name CARWD
WDLREM	Last Remittance Number	Cartera	Macros by File Name CARWD
WDOAMT	Invoice Original Amount	Cartera	Macros by File Name CARWD
WDOAMTCR	Invoice Original Amount	Cartera	Macros by File Name CARWD

Macro Name	Macro Description	Subsystem Origin	Reference
WDOAMTDR	Invoice Original Amount	Cartera	Macros by File Name CARWD
WDPAVA	Transaction Prom.Disc.Avail	Cartera	Macros by File Name CARWD
WDPAVACR	Transaction Prom.Disc.Avail	Cartera	Macros by File Name CARWD
WDPAVADR	Transaction Prom.Disc.Avail	Cartera	Macros by File Name CARWD
WDPAYC	Payment Type	Cartera	Macros by File Name CARWD
WDPOST	Mail Expenses Amount	Cartera	Macros by File Name CARWD
WDPOSTCR	Mail Expenses Amount	Cartera	Macros by File Name CARWD
WDPOSTDR	Mail Expenses Amount	Cartera	Macros by File Name CARWD
WDPSEL	Transaction Prom. Disc. Taken	Cartera	Macros by File Name CARWD
WDPSELCR	Transaction Prom. Disc. Taken	Cartera	Macros by File Name CARWD
WDPSELDR	Transaction Prom. Disc. Taken	Cartera	Macros by File Name CARWD
WDRAMT	Remitted Amount	Cartera	Macros by File Name CARWD
WDRAMTCR	Remitted Amount	Cartera	Macros by File Name CARWD
WDRAMTDR	Remitted Amount	Cartera	Macros by File Name CARWD
WDREAS	Reason Code	Cartera	Macros by File Name CARWD
WDREMT	Remitted Flag	Cartera	Macros by File Name CARWD
WDRMCU	Remit From Customer	Cartera	Macros by File Name CARWD
WDRPRF	Profit Center	Cartera	Macros by File Name CARWD

Macro Name	Macro Description	Subsystem Origin	Reference
WDSTAM	Stamps Expenses Amount	Cartera	Macros by File Name CARWD
WDSTAMCR	Stamps Expenses Amount	Cartera	Macros by File Name CARWD
WDSTAMDR	Stamps Expenses Amount	Cartera	Macros by File Name CARWD
WDSTCU	Statement-To Customer	Cartera	Macros by File Name CARWD
WDSTE	State Code	Cartera	Macros by File Name CARWD
WDTAMT	Transaction	Cartera	Macros by File Name CARWD
WDTAMTCR	Transaction	Cartera	Macros by File Name CARWD
WDTAMTDR	Transaction	Cartera	Macros by File Name CARWD
WDTERM	Payment Terms	Cartera	Macros by File Name CARWD
WDTOST	To Status	Cartera	Macros by File Name CARWD
WDUAMT	Returned Payment Amount	Cartera	Macros by File Name CARWD
WDUAMTCR	Returned Payment Amount	Cartera	Macros by File Name CARWD
WDUAMTDR	Returned Payment Amount	Cartera	Macros by File Name CARWD
WDWSID	Workstation Id	Cartera	Macros by File Name CARWD
WDZIPC	Zip Code	Cartera	Macros by File Name CARWD
WMCOMP	Company	Inventory Processing	Macros by File Name IWM
WMFAC	Warehouse Facility Code	Inventory Processing	Macros by File Name IWM

