



Infor Service Management and Infor CloudSuite Business Web Technical User Guide

Important Notices

The material contained in this publication (including any supplementary information) constitutes and contains confidential and proprietary information of Infor.

By gaining access to the attached, you acknowledge and agree that the material (including any modification, translation or adaptation of the material) and all copyright, trade secrets and all other right, title and interest therein, are the sole property of Infor and that you shall not gain right, title or interest in the material (including any modification, translation or adaptation of the material) by virtue of your review thereof other than the non-exclusive right to use the material solely in connection with and the furtherance of your license and use of software made available to your company from Infor pursuant to a separate agreement, the terms of which separate agreement shall govern your use of this material and all supplemental related materials ("Purpose").

In addition, by accessing the enclosed material, you acknowledge and agree that you are required to maintain such material in strict confidence and that your use of such material is limited to the Purpose described above. Although Infor has taken due care to ensure that the material included in this publication is accurate and complete, Infor cannot warrant that the information contained in this publication is complete, does not contain typographical or other errors, or will meet your specific requirements. As such, Infor does not assume and hereby disclaims all liability, consequential or otherwise, for any loss or damage to any person or entity which is caused by or relates to errors or omissions in this publication (including any supplementary information), whether such errors or omissions result from negligence, accident or any other cause.

Without limitation, U.S. export control laws and other applicable export and import laws govern your use of this material and you will neither export or re-export, directly or indirectly, this material nor any related materials or supplemental information in violation of such laws, or use such materials for any purpose prohibited by such laws.

Trademark Acknowledgements

The word and design marks set forth herein are trademarks and/or registered trademarks of Infor and/or related affiliates and subsidiaries. All rights reserved. All other company, product, trade or service names referenced may be registered trademarks or trademarks of their respective owners.

Publication Information

Release: Infor Service Management and Infor CloudSuite Business 9.00

Publication date: October 24, 2014

Contents

- Chapter 1 Web Personalizations5**
- Static Logos and Web Pages5
- Cascading Style Sheet Breakdown6
 - Styles.css6
 - Selector: Body6
 - Class: Errors.7
 - Class: PanelGroup7
 - Selector: A:Visited8
 - Class: AltStyle8
 - DataTables.css.8
 - Class: GridHeader9
 - Class: SelectedRow9
 - Class: AlternatingItem9
 - Class: Footer9
 - Class: EditItem10
 - Class: Pager.10
 - Class: Item10
 - Sub Class: DataGridWrapper A:Link10
 - Sub Class: DataGridWrapper A:Visited11
 - Class: DataGridWrapper A:Hover11
 - Header.css11
 - Class: TopNav12
 - Class: TopNav-Control.12
 - Class: TopNav-MenuStyle12
 - Class: TopNav-MenuItem.12
 - Class: TopNav-SelectedStyle.13
 - Class: TopNav-HoverStyle13
 - Class: TopLogo13
 - Sub Class: TopLogo IMG.13
 - Sub Class: Header A:Link14

Sub Class: Header A:Visited	14
Sub Class: Header A:Active	14
Sub Class: Header A:Hover	14
Modifying the Menu	15
Style Sheet Color Guide	15

This document describes the different elements that can be changed to personalize the Infor Service Management and Infor CloudSuite Business Web application. The assumption has been made that the person making the changes understands how to work within a web application and how to use a Cascading Style Sheet (CSS).

Static Logos and Web Pages

Some static logos and web pages in Service Management can be changed by replacing the existing files with a different version of the file using the same name. Most of these files are located in the Images or Static subdirectory of the Web site.

This table lists of some of the files that can be changed.

File Name	Description
/Images/home.gif	Image displayed on home page
/Images/Logo with Transparent BG.gif	Logo displayed on each page header
/Images/Background Fade.gif	Background fade image behind header logo
/Static/UnitRegDescription.htm	Page that display instructions for finding a Unit Number to be registered

Notes:

- The Logo image (Logo with Transparent BG) must have a transparent background so that the Background fade image will work correctly.
- You can change the colors of background fade image, but remember to update the color of the background in the “TopLogo” class of the Header.CSS file to match the new color.
- Review the Style Sheet Color Guide at the end of this document for color code translations, for example, Red = #FF0000.

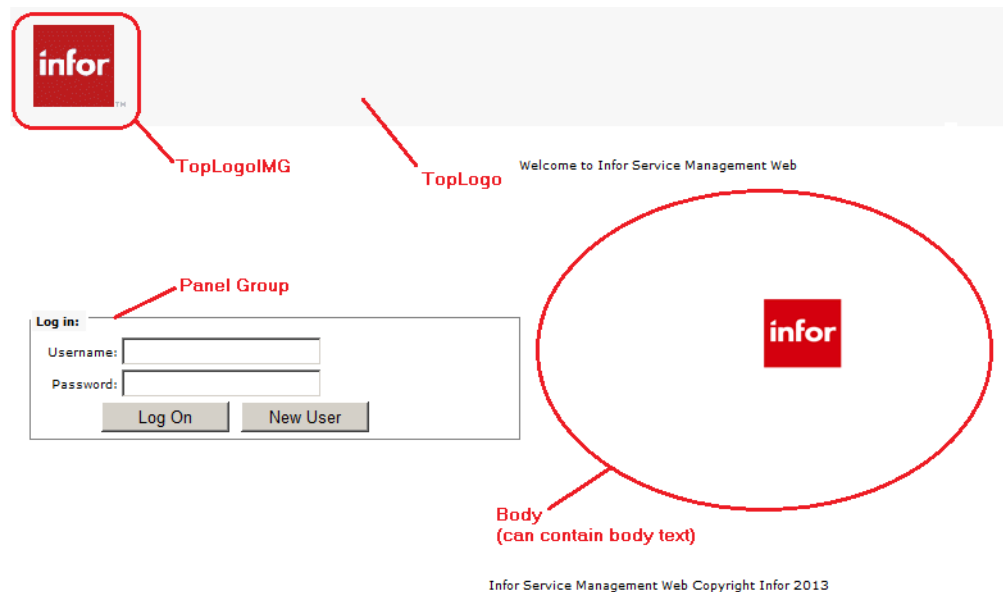
Cascading Style Sheet Breakdown

Almost every page and grid color and in the Service Management Web application is created with Cascading Style Sheets. The scheme uses two different style pages, Header.css and DataTables.css, which are linked together via the Styles.css file.

Styles.css

Style.css is the primary style sheet. Each Service Management Web page is linked to this sheet, and all other cascaded sheets are linked to this sheet.

This is a sample of the login page that shows the areas that can be replaced with your company's logos and information:



The CSS Selector/Class Names that are included in the Styles.CSS are listed below, along with information about what each property handles in relation to Service Management.

Selector: Body

This affects the text and background color of each page.

Property	Default Value	Description
Background-Color	#FFFFFF	Depicts the background color.
Color	#000000	Depicts the text (foreground) color.
Font-Family	Verdana, Helvetica, sans-serif	Specifies the font types to use

Property	Default Value	Description
Font-Size	8pt	Sets the default size of the text
Font-Weight	normal	Sets the default weight of the text
Letter-Spacing	normal	Specifies the text spacing
Text-Transform	none	Sets no text transformation.
Word-Spacing	normal	Sets the spacing between words
Margin	0px 3px 0px 3px	Sets the page margin (Top, Right, Bottom, Left)
White-Space	nowrap	Forces white space not to wrap.

Class: Errors

This class affects the text, color, etc. of any error messages Service Management returns.

Property	Default Value	Description
Color	#FF0000	Depicts the text (foreground) color.

Class: PanelGroup

The style used on the Panel is Grouping Text.

Property	Default Value	Description
Background-Color	#5D7B9D	Depicts the background color.
Font-Family	Verdana, Helvetica, sans-serif	Specifies the Font types to use.
Font-Size	10pt	Sets the default size of the text
Color	#FFFFFF	Depicts the text (foreground) color
Font-Weight	bolder	Sets the default weight of the text
Margin	0px 0px 3px 0px	Sets the margins around the text
Padding	2px 5px 2px 3px	Sets the padding around the text

Selector: A:Visited

This handles styles for visited links across the whole site.

Property	Default Value	Description
Color	#909090	Depicts the text (foreground) color.

Class: AltStyle

This style is used for alternating data in lists of information.

Property	Default Value	Description
Background-Color	#F7F6F3	Depicts the background color.

DataTables.css

This collection of style entries is used to set all the data tables (that is, the areas where data is displayed in a grid fashion) using the same colors.

This is a sample of a grid page that shows the styles associated with it:

The screenshot shows the Infor Service Management Web interface. At the top left is the Infor logo. The navigation bar includes: Home Customers ▶ Dealers ▶ Employees ▶ Administration ▶ My Account Logoff. The user is Administrator, and the date is Thursday, March 14, 2013. The main content area is titled "Review Incidents:" and contains a search form with fields for Incident, Description, Customer (set to All), Inc Date (9/14/2000), To (3/14/2013), and Unit (All). A "Get Incidents" button is also present. Below the form is a data table with the following columns: Incident, Description, Date, Priority, and Status. Red arrows point to specific parts of the table: "DataGridWrapper" points to the table container, "GridHeader" points to the column headers, "Item" points to a data row, and "AlternatingItem" points to the alternating background color of a data row.

Incident	Description	Date	Priority	Status
1000000020	Computer Down	2005-01-31 02:28:06.000	MEDIUM	NEW
1000000016	Projector will not turn on	2004-09-28 17:40:25.000	MEDIUM	NEW
1000000002		2004-09-26 21:39:28.480	MEDIUM	NEW

If the grid had multiple pages, there would also be a Pager style shown at the bottom.

The CSS Selector/Class Names that are included in the DataTables.CSS are listed below, along with information about what each property handles in relation to Service Management.

Class: GridHeader

This class affects the text and background color of the header bar on a data grid.

Property	Default Value	Description
Background-Color	#5D7B9D	Depicts the background color.
Color	#FFFFFF	Depicts the text (foreground) color.
Font-Family	Verdana, Helvetica, sans-serif	Specifies the Font types to use.
Font-Size	10pt	Sets the default size of the text.
Font-Weight	Bold	Sets the default weight of the text.

Class: SelectedRow

This class affects the text, color, etc., of any selected row on a data grid.

Property	Default Value	Description
Color	#FFFFFF	Depicts the text (foreground) color.
Font-Weight	Bold	Sets the default weight of the text.
Background-Color	#5D7B9D	Depicts the background color.

Class: AlternatingItem

This class affects the text, color, etc., of alternating item rows on a data grid.

Property	Default Value	Description
Color	#284775	Depicts the text (foreground) color.
Font-Weight	Normal	Sets the default weight of the text.
Background-Color	#FFFFFF	Depicts the background color.

Class: Footer

This class affects the text, color, etc., of the data grid footer, if shown.

Property	Default Value	Description
Color	#FFFFFF	Depicts the text (foreground) color.

Property	Default Value	Description
Font-Weight	Bold	Sets the default weight of the text.
Background-Color	#5D7B9D	Depicts the background color.

Class: EditItem

This class affects the text, color, etc., of the current edit row on the data grid.

Property	Default Value	Description
Background-Color	#999999	Depicts the background color.
Font-Weight	Normal	Sets the default weight of the text.

Class: Pager

This class affects the text, color, etc., of the pager section of the data grid.

Property	Default Value	Description
Color	#FFFFFF	Depicts the text (foreground) color.
Font-Weight	Bold	Sets the default weight of the text.
Background-Color	#5D7B9D	Depicts the background color.
Text-Align	Center	Sets the default alignment of the text.

Class: Item

This class affects the text, color, etc., of None-Alternate item rows on a data grid.

Property	Default Value	Description
Background-Color	#F7F6F3	Depicts the background color.
Font-Weight	Normal	Sets the default weight of the text.

Sub Class: DataGridWrapper A:Link

This class affects links located inside a data grid.

Property	Default Value	Description
Color	#000000	Depicts the text (foreground) color.

Sub Class: DataGridWrapper A:Visited

This class affects visited links inside a data grid.

Property	Default Value	Description
Color	#000000	Depicts the text (foreground) color.

Class: DataGridWrapper A:Hover

This class affects the color, font, etc., when you hover over links in a data grid.

Property	Default Value	Description
Color	#FFFFFF	Depicts the text (foreground) color.
Font-Weight	Bold	Sets the default weight of the text
Background-Color	Gray	Depicts the background color.
text-decoration	overline underline	Sets the decoration of the text.

Header.css

This style sheet holds all the information needed to change the colors on the header part of each Web page. The header is the top area of the page that starts with the logo and ends with the drop-down menu system.

This is a sample of a page header showing a drop-down menu:



If the mouse hovers over an item on the menu, the highlighted item uses the TopNav-Hover class.

The CSS Selector/Class Names that are included in the Header.CSS are listed below, along with information about what each property handles in relation to Service Management.

Class: TopNav

This class affects the text and background color of the header bar on a Web page.

Background-Color	#000000	Depicts the background color.
Color	#FFFFFF	Depicts the text (foreground) color.
Font-Family	Verdana, Helvetica, sans-serif	Specifies the font types to use
Font-Size	8pt	Sets the default size of the text
Font-Weight	Normal	Sets the default weight of the text
White-Space	NoWrap	Forces white space not to wrap.
Padding	2px	Sets the padding around the text

Class: TopNav-Control

Not currently used.

Class: TopNav-MenuStyle

Not currently used.

Class: TopNav-MenuItem

This class affects the text, color, etc., of each item in the menu.

Property	Default Value	Description
Color	#FFFFFF	Depicts the text (foreground) color.
Font-Family	Verdana, Helvetica, sans-serif	Specifies the Font types to use
Font-Size	8pt	Depicts the background color
Font-Weight	Bold	Sets the default weight of the text
Background-Color	#000000	Depicts the background color
Padding	2px 2px 2px 2px	Sets the padding around the text (Top, Right, Bottom, Left)
Text-Align	Left	Depicts the alignment of the text.

Class: TopNav-SelectedStyle

Not currently used.

Class: TopNav-HoverStyle

This class affects the text, color, and special effects when you hover over a menu item.

Property	Default Value	Description
Background-Color	#5D7B9D	Depicts the background color
text-decoration	underline	Sets the decoration of the text.

Class: TopLogo

This class sets the image used for the “fade” graphic in the header.

Property	Default Value	Description
Background-Color	#0265ac	Sets the background color
background-image	url("/WSM/Images/Background Fade.gif")	Gets the image to be used as the background
background-repeat	no-repeat	Does not allow the background to tile

Sub Class: TopLogo IMG

This class sets the logo image. If you change the logo, make sure you update the width and height of this area to the height and width of the new logo image. You should not need to change any other setting

Property	Default Value	Description
width	184px	Sets the width of the area
height	94px	Sets the height of the area
Color	#000000	Depicts the text (foreground) color
background-image	url("/WSM/Images/Logo with Transparent BG.gif")	Gets the image to be used as the background
background-repeat	no-repeat	Does not allow the background to tile
z-index	10	Sets the Z-Index of the area

Property	Default Value	Description
border	0px	Depicts the border around the area
Margin	0px	Sets the margins around the area

Sub Class: Header A:Link

This class affects visited links inside the menu.

PropertyDefault ValueDescription

Color#FFFFFFDepicts the text (foreground) color.

Sub Class: Header A:Visited

This class affects visited links inside the menu.

Property	Default Value	Description
Color	#FFFFFF	Affects visited links inside the menu.

Sub Class: Header A:Active

This class affects visited links inside the menu.

Property	Default Value	Description
Color	#FFFFFF	Affects the menu as items are selected.

Sub Class: Header A:Hover

This class affects visited links inside the menu.

Property	Default Value	Description
Color	#FFFFFF	Affects the display of information that hovers over the menu items.

Modifying the Menu

The file that describes the menu is located in /Static/menu.xml. You can modify this file to describe anything you want to put into the menu.

The menu follows a standard XML layout.

Line 1: Do not remove or modify this line.

```
<?xml version="1.0" encoding="utf-8" ?>
```

Line 2: This line tells Service Management Web that the menu information follows.

```
<Menu>
```

Line 3: This line is a standard line for the top most level of the menu. The primary properties of the menu are:

- Label="Home" - This is the text that is displayed on the menu.
- URL="" - This is the URL to which the menu goes when users click this item.
- Menutype="NoChild" - This tells the menu that this is a top-level item and no sub-menu items can be associated with it.

```
<MenuItem Label="Home" URL="" Menutype="NoChild" />
```

Line 4: Add Menutype to the line to tell the menu that there is a sub menu associated with it.

```
<MenuItem Label="Customers" URL="" Menutype="HasSub" >
```

Line 5: This line adds the Permission property that tells the menu what permission groups can access this menu item. If the user does not have permission the item is not displayed.





```
<MenuItem Label="Enter New Incident" URL="~/IncEntry/IncEntry.aspx?Mode=Customer" Permission="WSMScrIncEntryCust" />
```

Line 8: The last Menutype the menu understands is the EndChild command, which tells the menu that this is the last item to be associated with the menu item above it (in this case, line 4).

```
<MenuItem Label="Downloads" URL="~/Downloads/Downloads.aspx" Permission="WSMScrDownloads" Menutype="EndChild" />
```





























Style Sheet Color Guide































This table lists the names and codes used to represent colors within a style sheet:
























Color Name	HEX	Color
AliceBlue	#F0F8FF	
AntiqueWhite	#FAEBD7	
Aqua	#00FFFF	
Aquamarine	#7FFFD4	

Azure	#F0FFFF	
Beige	#F5F5DC	
Bisque	#FFE4C4	
Black	#000000	
BlanchedAlmond	#FFEBCD	
Blue	#0000FF	
BlueViolet	#8A2BE2	
Brown	#A52A2A	
BurlyWood	#DEB887	
CadetBlue	#5F9EA0	
Chartreuse	#7FFF00	
Chocolate	#D2691E	
Coral	#FF7F50	
CornflowerBlue	#6495ED	
Cornsilk	#FFF8DC	
Crimson	#DC143C	
Cyan	#00FFFF	
DarkBlue	#00008B	
DarkCyan	#008B8B	
DarkGoldenRod	#B8860B	
DarkGray	#A9A9A9	
DarkGrey	#A9A9A9	
DarkGreen	#006400	
DarkKhaki	#BDB76B	
DarkMagenta	#8B008B	
DarkOliveGreen	#556B2F	
Darkorange	#FF8C00	
DarkOrchid	#9932CC	
DarkRed	#8B0000	
DarkSalmon	#E9967A	

DarkSeaGreen	#8FBC8F	
DarkSlateBlue	#483D8B	
DarkSlateGray	#2F4F4F	
DarkSlateGrey	#2F4F4F	
DarkTurquoise	#00CED1	
DarkViolet	#9400D3	
DeepPink	#FF1493	
DeepSkyBlue	#00BFFF	
DimGray	#696969	
DimGrey	#696969	
DodgerBlue	#1E90FF	
FireBrick	#B22222	
FloralWhite	#FFFAF0	
ForestGreen	#228B22	
Fuchsia	#FF00FF	
Gainsboro	#DCDCDC	
GhostWhite	#F8F8FF	
Gold	#FFD700	
GoldenRod	#DAA520	
Gray	#808080	
Grey	#808080	
Green	#008000	
GreenYellow	#ADFF2F	
HoneyDew	#F0FFF0	
HotPink	#FF69B4	
IndianRed	#CD5C5C	
Indigo	#4B0082	
Ivory	#FFFFFF0	
Khaki	#F0E68C	
Lavender	#E6E6FA	

LavenderBlush	#FFF0F5	
LawnGreen	#7CFC00	
LemonChiffon	#FFFACD	
LightBlue	#ADD8E6	
LightCoral	#F08080	
LightCyan	#E0FFFF	
LightGoldenRodYellow	#FAFAD2	
LightGray	#D3D3D3	
LightGrey	#D3D3D3	
LightGreen	#90EE90	
LightPink	#FFB6C1	
LightSalmon	#FFA07A	
LightSeaGreen	#20B2AA	
LightSkyBlue	#87CEFA	
LightSlateGray	#778899	
LightSlateGrey	#778899	
LightSteelBlue	#B0C4DE	
LightYellow	#FFFFE0	
Lime	#00FF00	
LimeGreen	#32CD32	
Linen	#FAF0E6	
Magenta	#FF00FF	
Maroon	#800000	
MediumAquaMarine	#66CDAA	
MediumBlue	#0000CD	
MediumOrchid	#BA55D3	
MediumPurple	#9370D8	
MediumSeaGreen	#3CB371	
MediumSlateBlue	#7B68EE	
MediumSpringGreen	#00FA9A	

MediumTurquoise	#48D1CC	
MediumVioletRed	#C71585	
MidnightBlue	#191970	
MintCream	#F5FFFA	
MistyRose	#FFE4E1	
Moccasin	#FFE4B5	
NavajoWhite	#FFDEAD	
Navy	#000080	
OldLace	#FDF5E6	
Olive	#808000	
OliveDrab	#6B8E23	
Orange	#FFA500	
OrangeRed	#FF4500	
Orchid	#DA70D6	
PaleGoldenRod	#EEE8AA	
PaleGreen	#98FB98	
PaleTurquoise	#AFEEEE	
PaleVioletRed	#D87093	
PapayaWhip	#FFEFD5	
PeachPuff	#FFDAB9	
Peru	#CD853F	
Pink	#FFC0CB	
Plum	#DDA0DD	
PowderBlue	#B0E0E6	
Purple	#800080	
Red	#FF0000	
RosyBrown	#BC8F8F	
RoyalBlue	#4169E1	
SaddleBrown	#8B4513	
Salmon	#FA8072	

SandyBrown	#F4A460	
SeaGreen	#2E8B57	
SeaShell	#FFF5EE	
Sienna	#A0522D	
Silver	#C0C0C0	
SkyBlue	#87CEEB	
SlateBlue	#6A5ACD	
SlateGray	#708090	
SlateGrey	#708090	
Snow	#FFFAFA	
SpringGreen	#00FF7F	
SteelBlue	#4682B4	
Tan	#D2B48C	
Teal	#008080	
Thistle	#D8BFD8	
Tomato	#FF6347	
Turquoise	#40E0D0	
Violet	#EE82EE	
Wheat	#F5DEB3	
White	#FFFFFF	
WhiteSmoke	#F5F5F5	
Yellow	#FFFF00	
YellowGreen	#9ACD32	

Index

D

DataTables.css 1-8

H

Header.css 1-11

M

Menu, Modifying 1-15

S

Static Logos 1-5

Style Sheet Color Guide 1-15

Styles.css 1-6

W

Web Pages 1-5